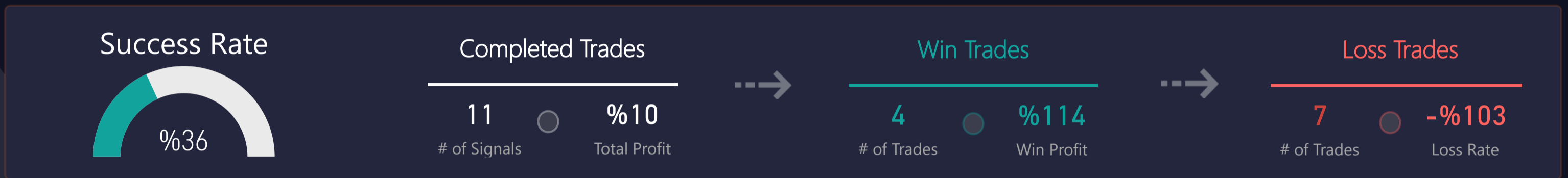




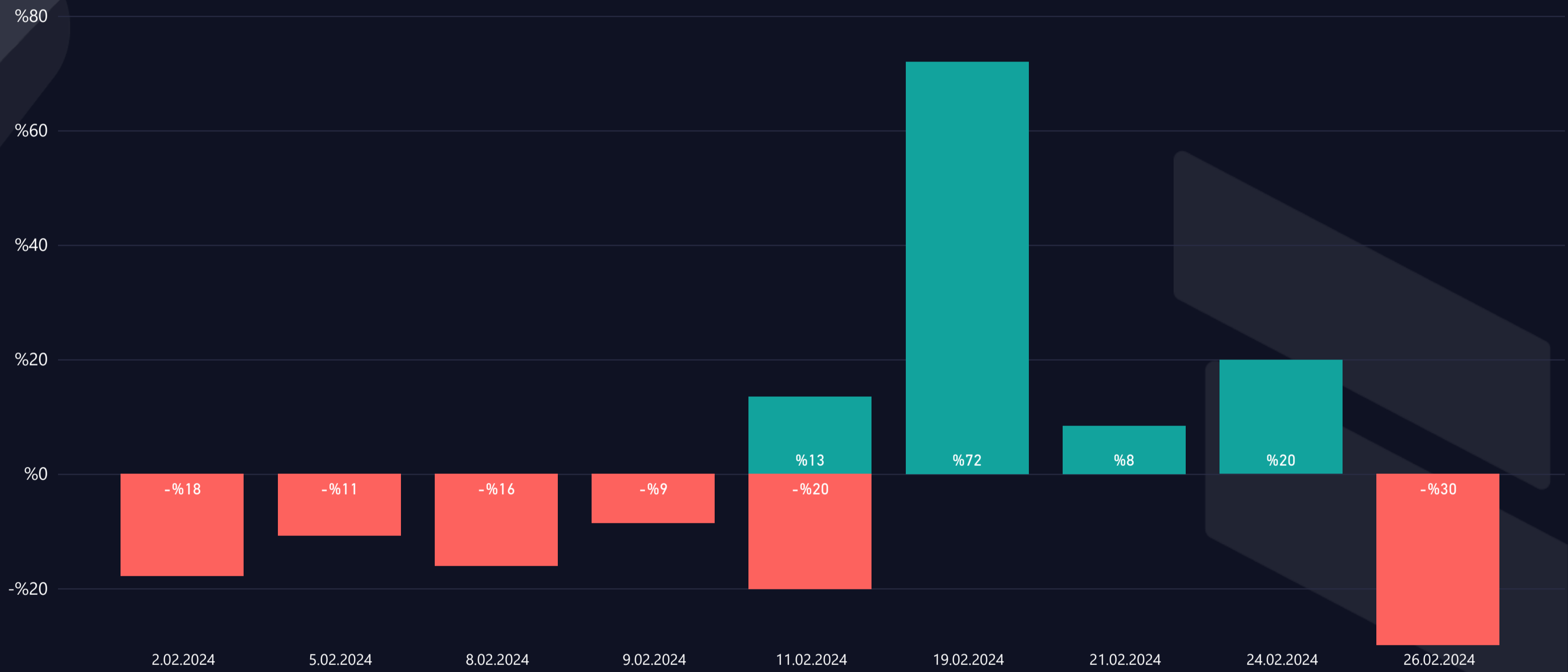
t.me/altsignals

ALTSIGNALS BINANCE FUTURES REPORT 2024 FEBRUARY



WIN & LOSS CHART

Win/Loss ● Loss ● Win



TOP WIN & LOSS TRADES

Realization Date	Pair	Final Profit	Duration (hours)	Final Target
19.02.2024	TLM/USDT	%72,0	171,96	T04
24.02.2024	SEI/USDT	%19,9	17,62	T01
11.02.2024	SUPER/USDT	%13,5	0,15	T01
21.02.2024	SOL/USDT	%8,4	4,79	T01

Realization Date	Pair	Total Loss	Duration (hours)
11.02.2024	QNT/USDT	-%20,1	60,30
2.02.2024	AVAX/USDT	-%17,8	30,28
8.02.2024	UNFI/USDT	-%16,1	164,64
26.02.2024	BTC/USDT	-%15,0	293,18
26.02.2024	SEI/USDT	-%14,8	39,44

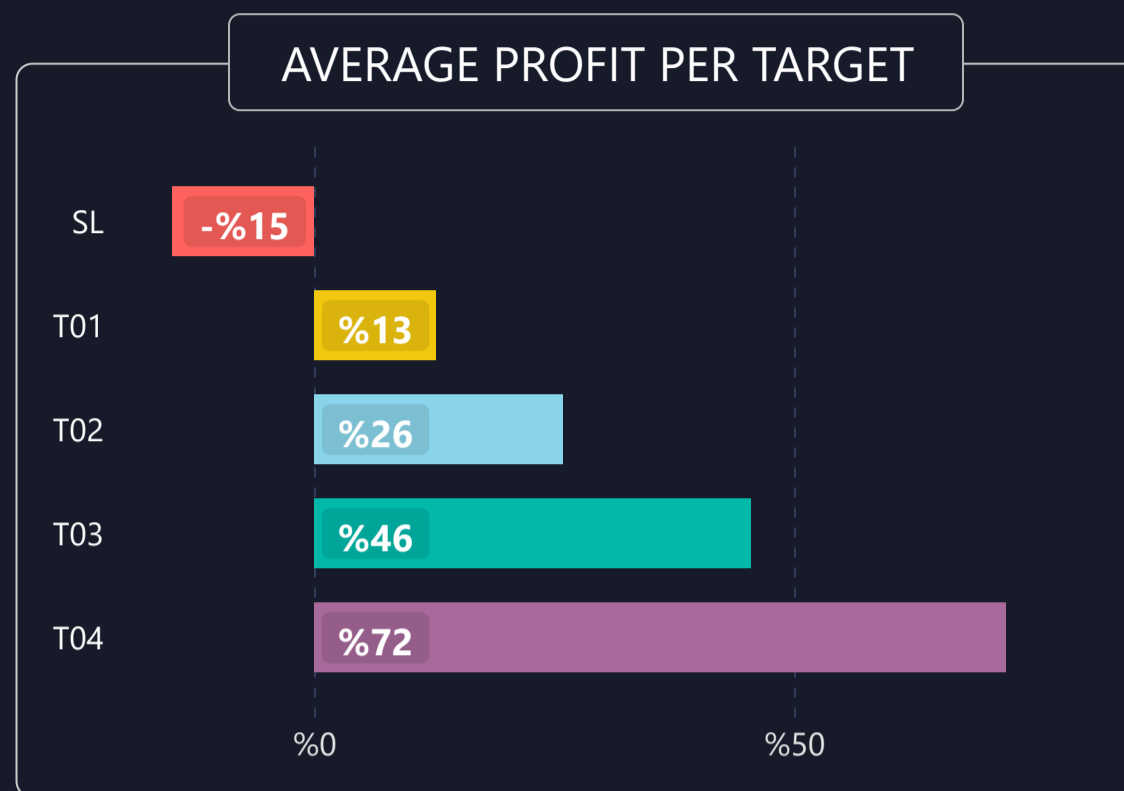
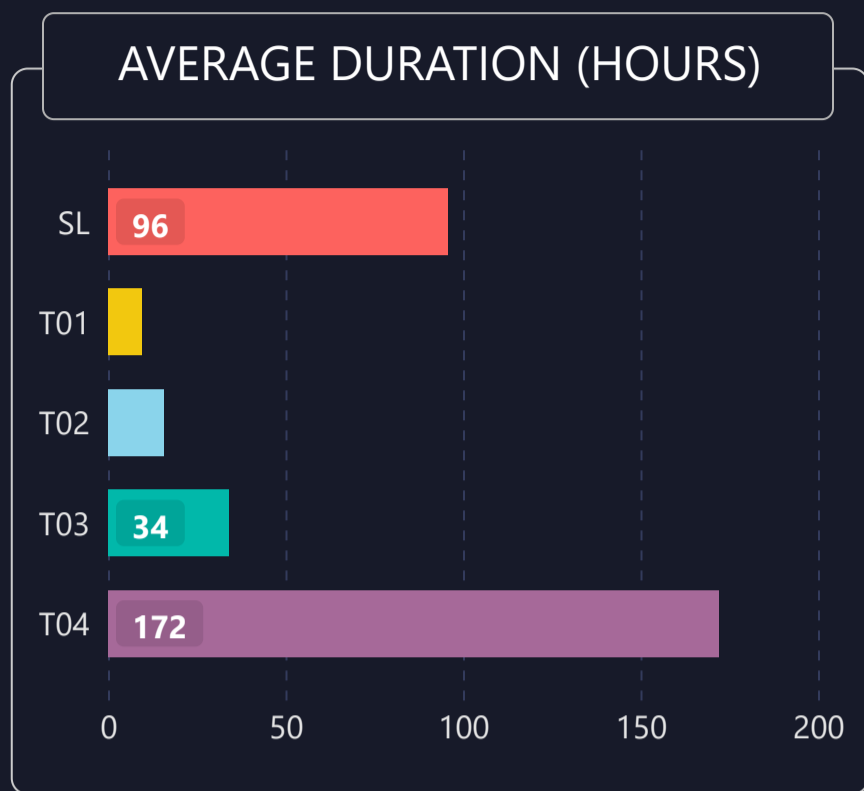


LIST OF ALL TRADES

Signal Date	Pair	Lev.	Buy Rate	Target 1	Target 2	Target 3	Target 4	Stop Loss	Man. Close	Dur. (hours)	Final P/L
1.02.2024	AVAX/USDT	3	33.7000	31.4000	29.9000	28.6600	27.4000	35.70000		30,28	-%17,8 ▼
1.02.2024	UNFI/USDT	3	5.6000	5.4530	5.1950	4.9570		5.90000		164,64	-%16,1 ▼
3.02.2024	RUNE/USDT	10	4.3450	4.4230	4.5270	4.6340		4.29800		27,04	-%10,8 ▼
7.02.2024	SC/USDT	3	0.0086	0.0080	0.0073	0.0068	0.0064	0.00880		54,54	-%8,6 ▼
9.02.2024	QNT/USDT	8	104.6000	109.5300	115.8600	122.9700	129.6300	101.97000		60,30	-%20,1 ▼
11.02.2024	SUPER/USDT	5	0.8980	0.9222	0.9569			0.88300		0,15	%13,5 ▲
12.02.2024	TLM/USDT	3	0.0140	0.0144	0.0152	0.0162	0.0174	0.01311		59,07	%72,0 ▲
14.02.2024	BTC/USDT	5	52725.0000	49100.0000	43500.0000	39040.0000	35715.0000	54310.00000		293,18	-%15,0 ▼
21.02.2024	SOL/USDT	3	103.9726	101.0490	96.4040	91.5880		108.95400		4,79	%8,4 ▲
23.02.2024	SEI/USDT	3	0.8271	0.7723	0.7165	0.6546	0.5978	0.90200		17,62	%19,9 ▲
25.02.2024	SEI/USDT	3	0.8595	0.7723	0.7165	0.6546	0.5978	0.90200		39,44	-%14,8 ▼



1) DETAILED STATS OF TARGETS (T1, T2, T3 etc.)



2) TARGET DURATION vs PROFIT/LOSS SCATTER CHART

