




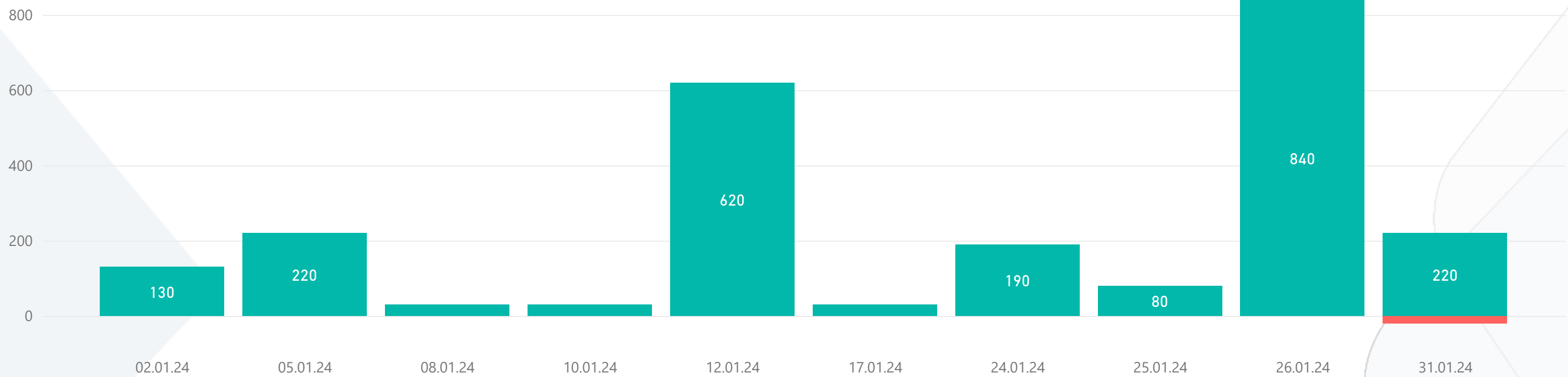
ALTFX REPORT 2024 JANUARY

~TOTAL PIPS~
2370



1) WIN & LOSS CHART

Win/Loss ● Loss ● Win



2) TOP WIN & LOSS TRADES

Date	Pair	Buy Rate	Sell Rate	+ Pips	Dur. (hours)
26.01.2024	XTI/USD	69.8000	78.20	840	560,6
12.01.2024	XTI/USD	70.0000	74.60	460	40,4
5.01.2024	XTI/USD	71.8000	74.00	220	30,4
31.01.2024	GBP/JPY	187.830	185.83000	200	58,5
2.01.2024	GBP/JPY	179.930	178.93000	100	3,9

Date	Pair	Buy Rate	Sell Rate	- Pips	Dur. (hours)
31.01.2024	GBP/JPY	187.020	187.22000	-20	0,7

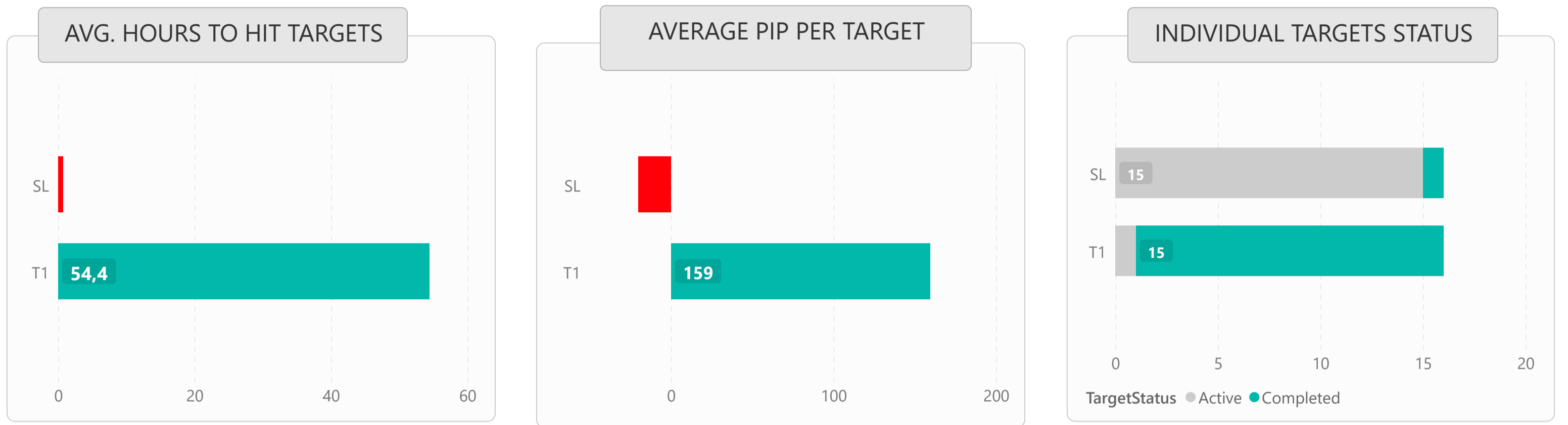


LIST OF ALL TRADES

Signal Date	Pair	Long/Short	Buy Rate	T1 Rate	T2 Rate	Stoploss Rate	Pips	Dur. (Hours)
2.01.2024	GBP/NZD	Short	2.0180	2.0150		2.0226	30	2,7
2.01.2024	GBP/JPY	Short	179.930	178.930		180.620	100	3,9
3.01.2024	XTI/USD	Long	69.8000	78.2000		66.8800	840	560,6
4.01.2024	XTI/USD	Long	71.8000	74.0000		68.9200	220	30,4
8.01.2024	GBP/AUD	Short	1.9010	1.8980		1.9079	30	0,3
9.01.2024	GBP/AUD	Short	1.8980	1.8950		1.9069	30	21,8
10.01.2024	XTI/USD	Long	70.0000	74.6000		67.8800	460	40,4
11.01.2024	GBP/AUD	Short	1.9120	1.9020		1.9182	100	16,4
12.01.2024	GBP/JPY	Short	185.200	184.600		185.892	60	4,3
16.01.2024	GBP/JPY	Short	185.300	185.000		185.928	30	9,3
23.01.2024	GBP/JPY	Short	187.900	187.000		188.692	90	32,4
23.01.2024	GBP/JPY	Short	188.100	187.100		188.820	100	28,9
25.01.2024	GBP/JPY	Short	187.700	186.900		188.509	80	1,0
29.01.2024	GBP/JPY	Short	187.830	185.830		188.692	200	58,5
31.01.2024	GBP/JPY	Short	187.020	173.820		187.220	-20	0,7
31.01.2024	EUR/AUD	Short	1.6460	1.6440		1.6501	20	4,6



1) DETAILED STATS OF TARGETS (T1, T2, T3 etc.)



2) TARGET DURATION vs PROFIT/LOSS SCATTER CHART

