



t.me/altsignals

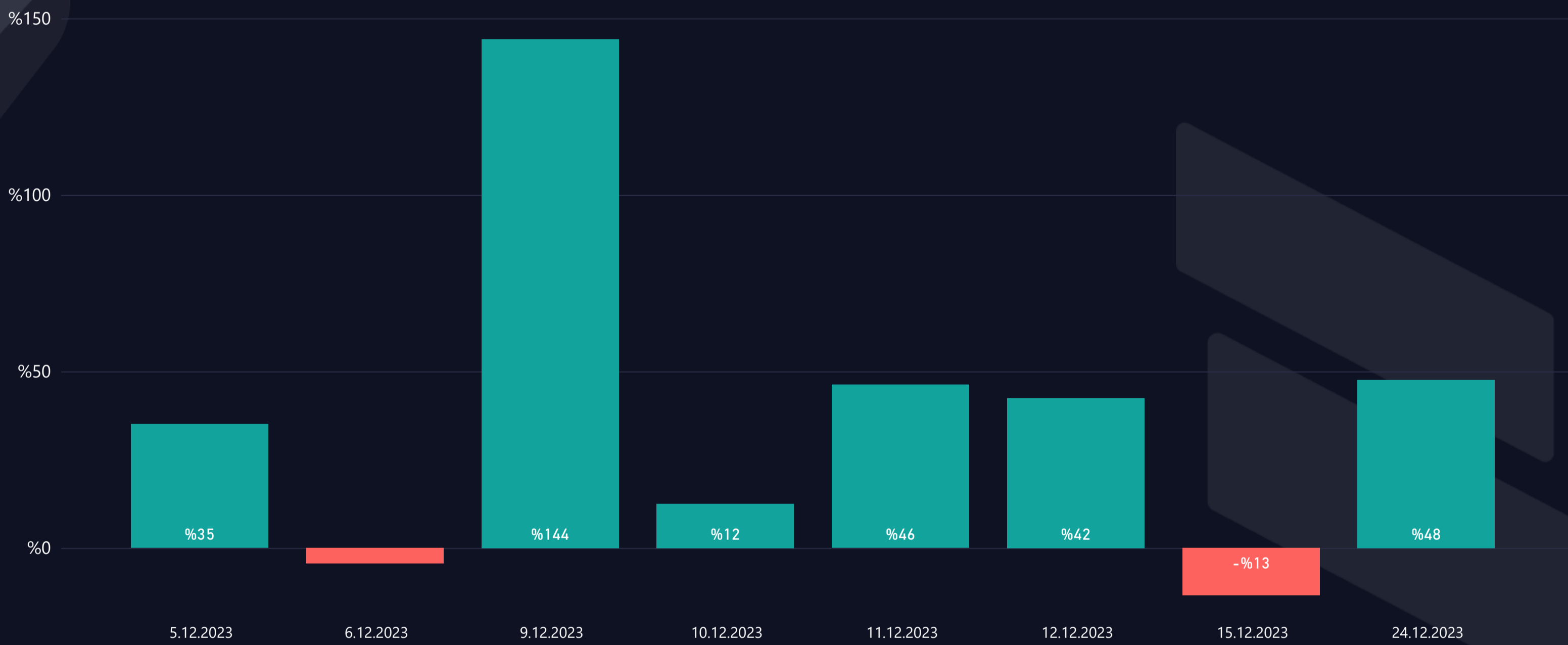
ALTSIGNALS BINANCE SPOT VIP REPORT 2023 DECEMBER



Success Rate 	Completed Trades 9 # of Signals %310 Total Profit	Win Trades 7 # of Trades %328 Win Profit	Loss Trades 2 # of Trades -%18 Loss Rate
-------------------------	--	---	---

WIN & LOSS CHART

Win/Loss ● Loss ● Win



TOP WIN & LOSS TRADES

Realization Date	Pair	Final Profit	Duration (days)	Final Target
9.12.2023	AVAX/USDT	%144,1	33,27	T04
11.12.2023	LRC/USDT	%46,2	47,92	T03
12.12.2023	ATOM/USDT	%42,4	37,60	T03
5.12.2023	FLOW/USDT	%35,1	28,15	T01
24.12.2023	MINA/USDT	%27,7	0,67	T01

Realization Date	Pair	Total Loss	Duration (days)
15.12.2023	FTT/USDT	-%13,5	4,67
6.12.2023	CFX/USDT	-%4,3	1,59



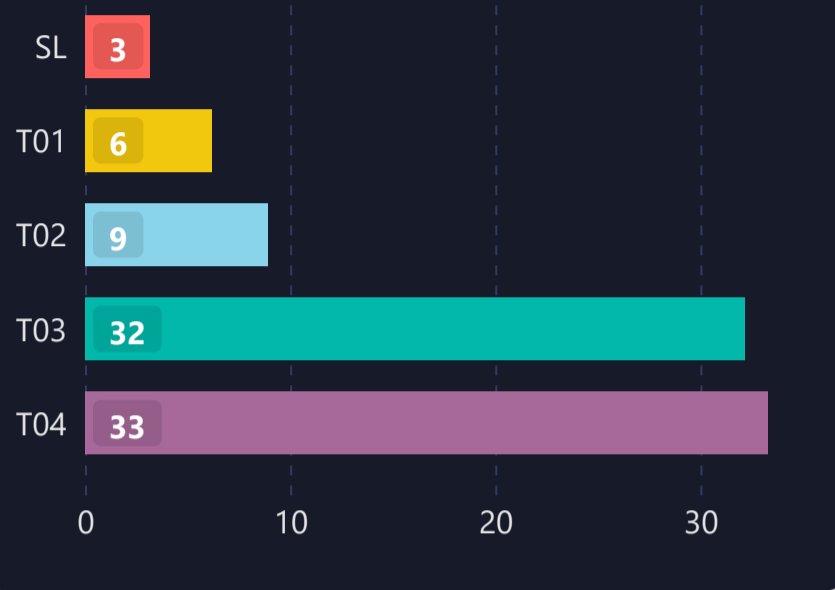
LIST OF ALL TRADES

Signal Date	Pair	Lev.	Buy Rate	Target 1	Target 2	Target 3	Target 4	Target 5	Stop Loss	Man. Close	Dur. (Days)	Final P/L
24.10.2023	LRC/USDT	1	0.1860	0.2061	0.2361	0.2720			0.17260		22,87	%46,2 ▲
5.11.2023	AVAX/USDT	1	12.3000	15.6200	20.3700	25.2200	30.0300		11.34000		14,99	%144,1 ▲
5.11.2023	ATOM/USDT	1	8.1400	9.1420	10.2010	11.5930	13.8200		7.44000		15,52	%42,4 ▲
7.11.2023	FLOW/USDT	1	0.5700	0.7700	1.1410	1.9400	3.1650		0.52600		28,15	%35,1 ▲
5.12.2023	CFX/USDT	1	0.1955	0.3170	0.4740	0.6791	1.0139		0.18700		1,59	-%4,3 ▼
8.12.2023	UNI/USDT	1	6.4200	6.7200	7.2200	7.6400	8.0800		6.21000		0,82	%12,5 ▲
10.12.2023	FTT/USDT	1	5.2000	6.8800	9.3500	12.2500	16.1800		4.50000		4,67	-%13,5 ▼
21.12.2023	EGLD/USDT	1	63.0000	75.5800	110.5600	162.5900			48.73000		2,98	%20,0 ▲
23.12.2023	MINA/USDT	1	0.9400	1.2000	1.9791	3.0102			0.84310		0,67	%27,7 ▲

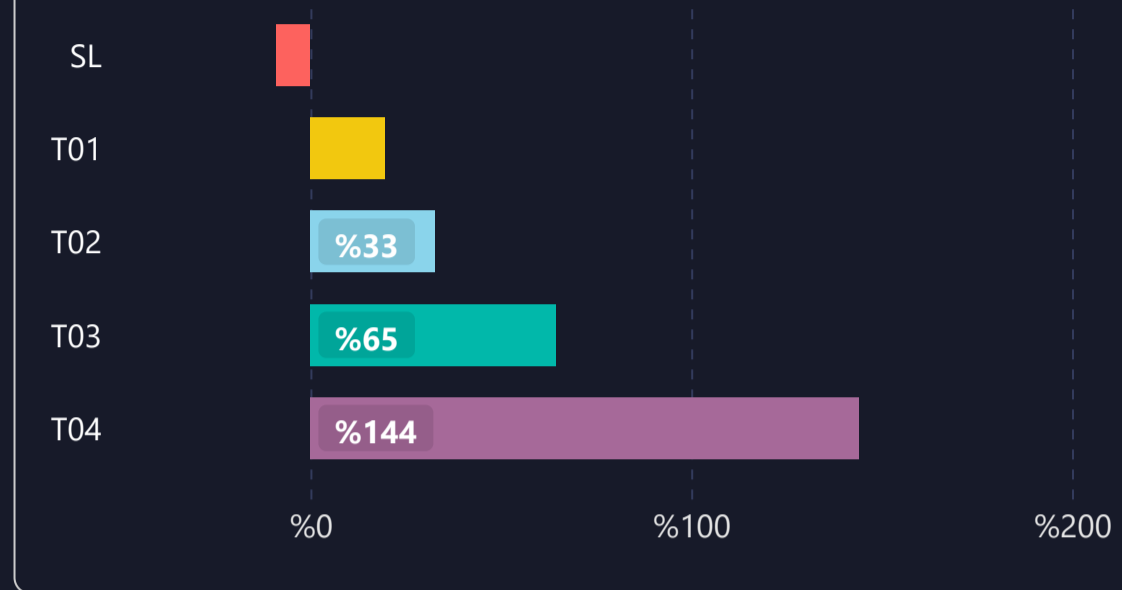


1) DETAILED STATS OF TARGETS (T1, T2, T3 etc.)

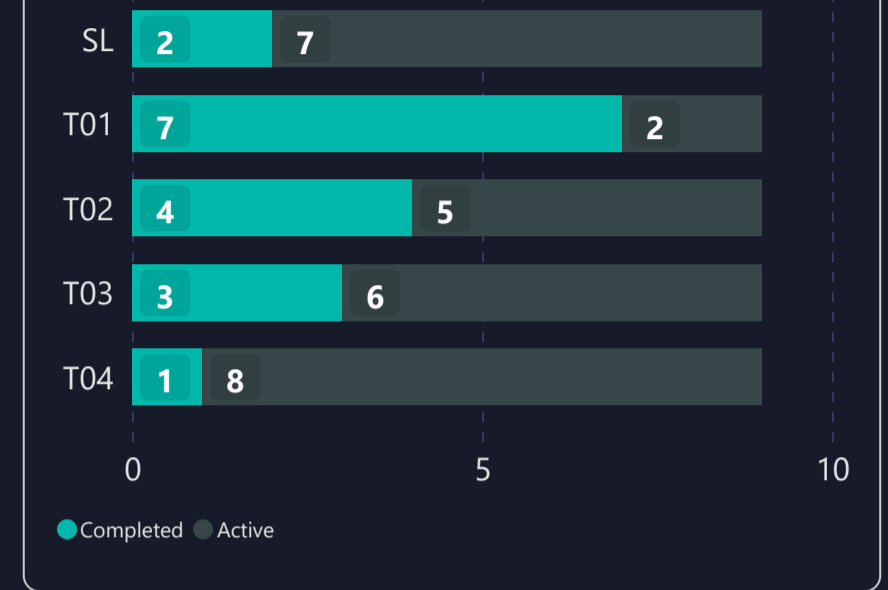
AVERAGE DAYS TO HIT TARGETS



AVERAGE PROFIT PER TARGET



INDIVIDUAL TARGETS STATUS



2) TARGET DURATION vs PROFIT/LOSS SCATTER CHART

Targets ● SL ● T01 ● T02 ● T03 ● T04

