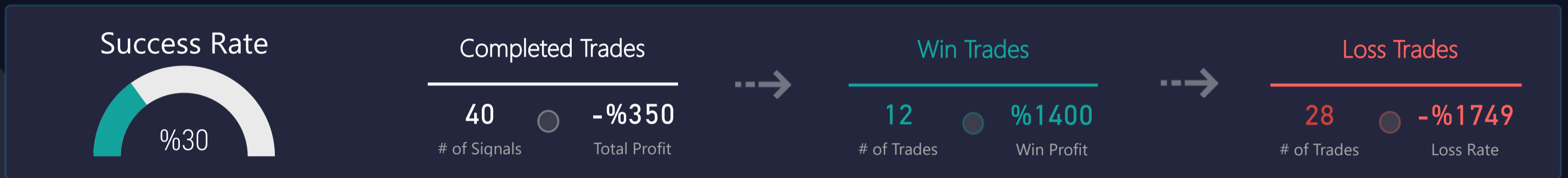




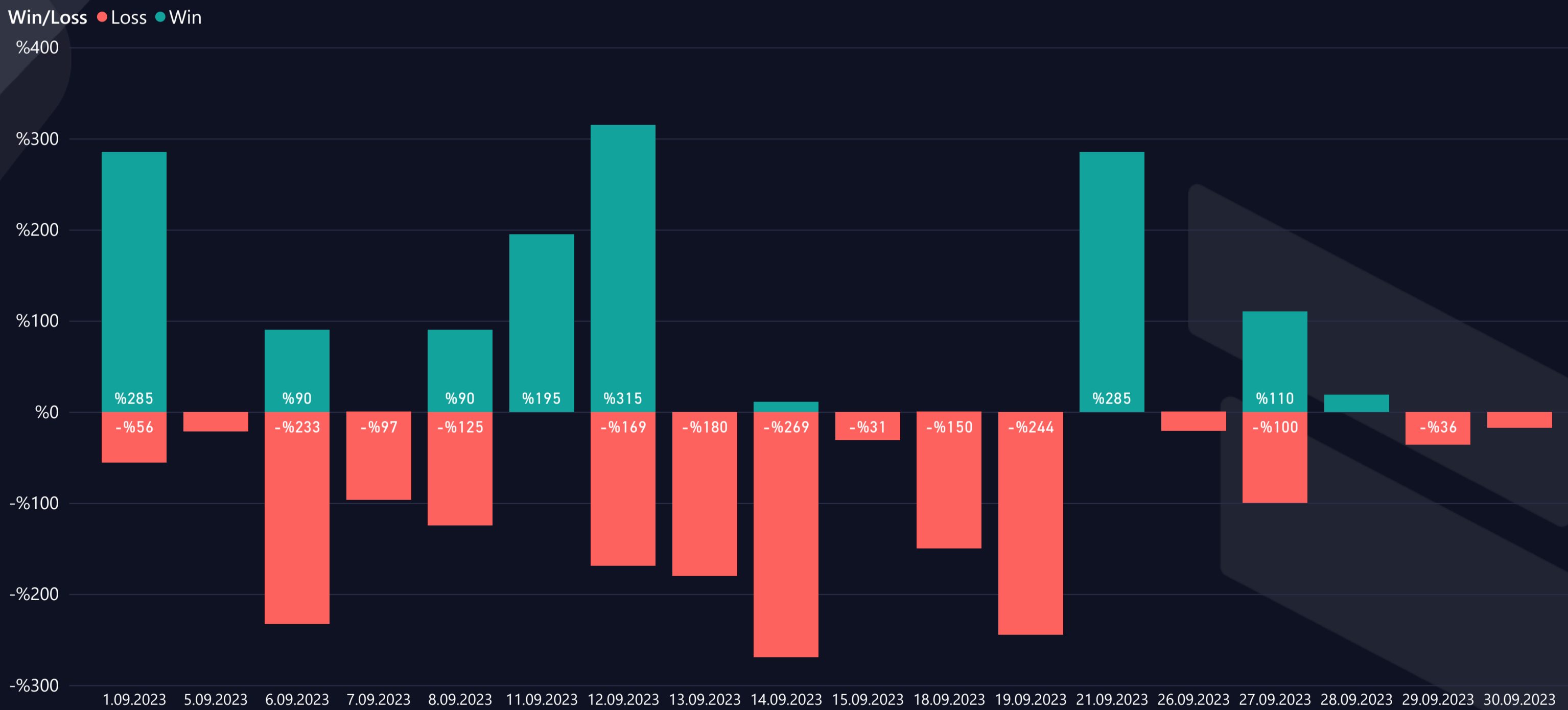
t.me/altsignals

ALTSIGNALS BINANCE HIGH LEV. VIP REPORT

2023 SEPTEMBER



WIN & LOSS CHART



TOP WIN & LOSS TRADES

Realization Date	Pair	Final Profit	Duration (hours)	Final Target
12.09.2023	BTC/USDT	%200,0	13,24	T02
11.09.2023	ETH/USDT	%195,0	76,20	T02
1.09.2023	ETH/USDT	%195,0	6,87	T02
21.09.2023	ETH/USDT	%195,0	41,04	T02
12.09.2023	ETH/USDT	%115,0	2,48	T01

Realization Date	Pair	Total Loss	Duration (hours)
14.09.2023	BTC/USDT	-%180,0	43,54
19.09.2023	BTC/USDT	-%180,0	94,05
6.09.2023	ETH/USDT	-%150,0	3,45
18.09.2023	ETH/USDT	-%150,0	71,57
12.09.2023	ETH/USDT	-%119,8	3,25

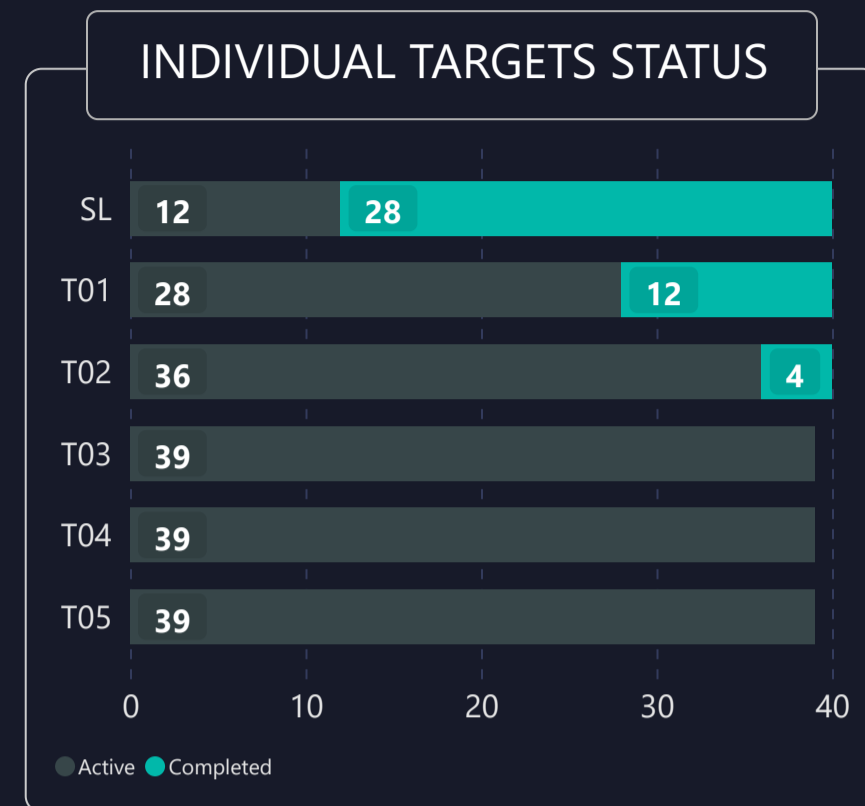
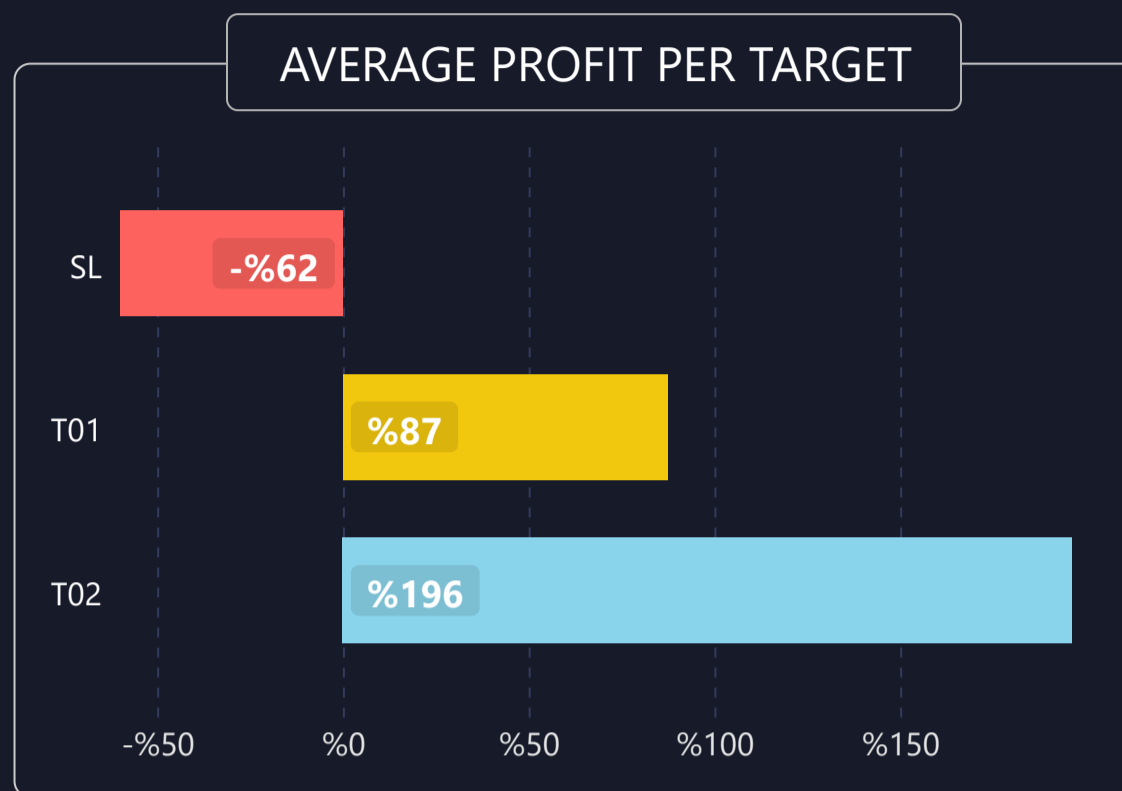
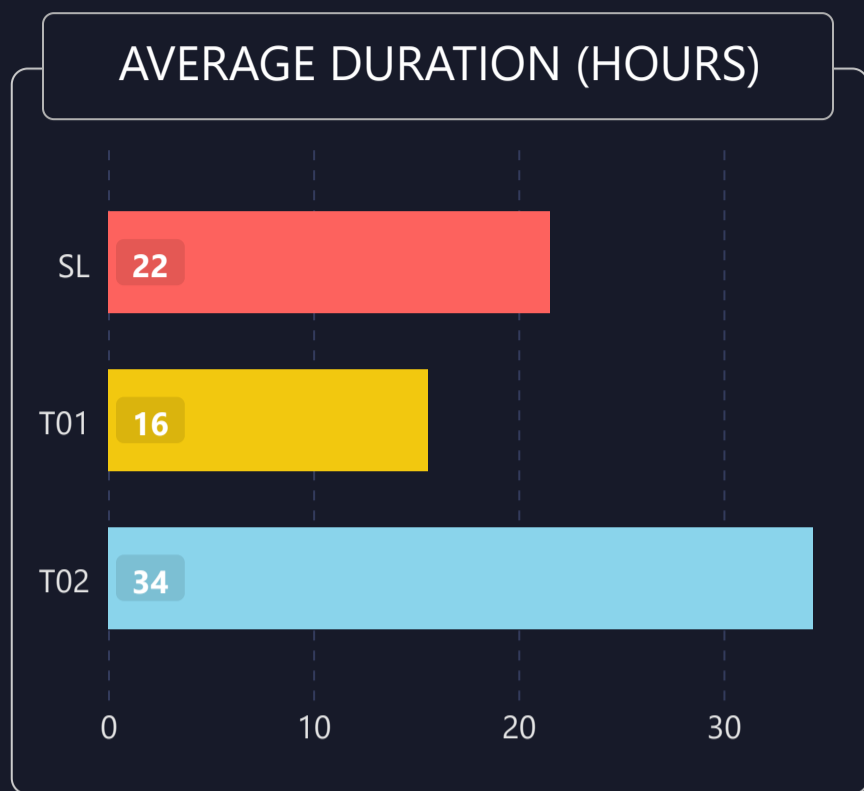


LIST OF ALL TRADES

Signal Date	Pair	Lev.	Buy Rate	Target 1	Target 2	Target 3	Stop Loss	Man. Close	Dur. (hours)	Final P/L
31.08.2023	ETH/USDT	50	1700.0100	1660.9100	1633.7100		1751.01000		4,74	%195,0 ▲
1.09.2023	BTC/USDT	50	26119.5000	26589.7000	27164.3000		25827.90000		2,33	-%55,8 ▼
1.09.2023	BTC/USDT	50	25827.9000	25363.0000	24794.8000		26757.70000		2,76	%90,0 ▲
4.09.2023	ETH/USDT	50	1622.7800	1585.4600	1559.4900		1629.69000		18,50	-%21,3 ▼
4.09.2023	BTC/USDT	50	25919.9000	25453.3000	24883.1000		26853.00000		55,29	%90,0 ▲
5.09.2023	ETH/USDT	50	1629.6900	1667.1700	1693.2500		1620.88000		28,75	-%27,0 ▼
6.09.2023	ETH/USDT	50	1620.8800	1583.6000	1557.6700		1669.51000		3,45	-%150,0 ▼
6.09.2023	ETH/USDT	50	1627.4900	1590.0600	1564.0200		1651.58000		26,25	-%74,0 ▼
6.09.2023	ETH/USDT	50	1645.7900	1683.6400	1709.9800		1627.49000		1,00	-%55,6 ▼
6.09.2023	BTC/USDT	50	25887.6000	26353.6000	26923.1000		25641.00000		18,87	-%47,6 ▼
7.09.2023	BTC/USDT	50	25641.7000	25180.1000	24616.0000		25893.70000		3,97	-%49,1 ▼
7.09.2023	BTC/USDT	50	25893.7000	26359.8000	26929.4000		24961.50000		4,38	%90,0 ▲
8.09.2023	ETH/USDT	50	1651.5800	1689.5700	1715.9900		1634.76000		12,75	-%50,9 ▼
8.09.2023	ETH/USDT	50	1634.7600	1597.1600	1571.0000		1683.80000		65,52	%195,0 ▲
12.09.2023	ETH/USDT	50	1574.7600	1538.5400	1513.3400		1612.50000		3,25	-%119,8 ▼
12.09.2023	ETH/USDT	50	1612.5000	1649.5900	1675.3900		1596.63000		4,50	-%49,2 ▼
12.09.2023	BTC/USDT	50	26147.3000	26618.0000	27193.2000		25901.80000		3,73	-%46,9 ▼
12.09.2023	ETH/USDT	50	1596.6300	1559.9100	1534.3600		1601.52000		6,25	-%15,3 ▼
12.09.2023	ETH/USDT	50	1556.6600	1592.4600	1617.3700		1509.96000		2,48	%115,0 ▲
12.09.2023	BTC/USDT	50	25411.5000	25868.9000	26428.0000		24496.70000		6,69	%200,0 ▲
13.09.2023	BTC/USDT	50	25901.8000	25435.6000	24865.7000		26834.30000		43,54	-%180,0 ▼
13.09.2023	ETH/USDT	50	1601.5200	1638.3500	1663.9800		1583.45000		8,25	-%56,4 ▼
13.09.2023	ETH/USDT	50	1596.9200	1560.1900	1534.6400		1614.50000		6,75	-%55,0 ▼
13.09.2023	ETH/USDT	50	1583.4500	1547.0300	1521.7000		1599.91000		4,50	-%52,0 ▼
13.09.2023	ETH/USDT	50	1599.9100	1636.7100	1662.3100		1596.92000		8,00	-%9,3 ▼
14.09.2023	ETH/USDT	50	1618.0000	1580.7900	1554.9000		1629.08000		12,00	-%34,2 ▼
14.09.2023	ETH/USDT	50	1629.0800	1666.5500	1692.6100		1619.04000		22,50	-%30,8 ▼
14.09.2023	ETH/USDT	50	1614.5000	1618.0000	1651.6300	1677.4700	1566.07000		1,75	%10,8 ▲
15.09.2023	BTC/USDT	50	26469.6000	25993.1000	25410.8000		27422.50000		94,05	-%180,0 ▼
15.09.2023	ETH/USDT	50	1619.0400	1581.8000	1555.9000		1667.61000		71,57	-%150,0 ▼
18.09.2023	ETH/USDT	50	1640.9600	1603.2200	1576.9600		1651.14000		16,00	-%31,0 ▼
19.09.2023	ETH/USDT	50	1651.1400	1689.1200	1715.5300		1640.11000		11,00	-%33,4 ▼
19.09.2023	ETH/USDT	50	1640.1100	1602.3900	1576.1500		1689.31000		31,94	%195,0 ▲
20.09.2023	BTC/USDT	50	27033.4000	26546.8000	25952.1000		28006.60000		31,22	%90,0 ▲
21.09.2023	ETH/USDT	50	1591.3600	1626.3700	1661.3800		1584.63000		100,00	-%21,1 ▼
26.09.2023	ETH/USDT	50	1584.6300	1549.7700	1514.9100		1616.32000		37,26	-%100,0 ▼
27.09.2023	ETH/USDT	50	1618.0000	1582.4000	1546.8100		1650.36000		4,14	%110,0 ▲
28.09.2023	ETH/USDT	50	1649.8500	1613.5500	1577.2600		1661.69000		12,50	-%35,9 ▼
28.09.2023	ETH/USDT	50	1643.6500	1649.8500	1679.8100	1715.9700	1610.78000		4,25	%18,9 ▲
29.09.2023	BTC/USDT	50	26881.0000	26316.5000	25752.0000		26974.30000		21,43	-%17,4 ▼



1) DETAILED STATS OF TARGETS (T1, T2, T3 etc.)



2) TARGET DURATION vs PROFIT/LOSS SCATTER CHART

Targets ● SL ● T01 ● T02

