


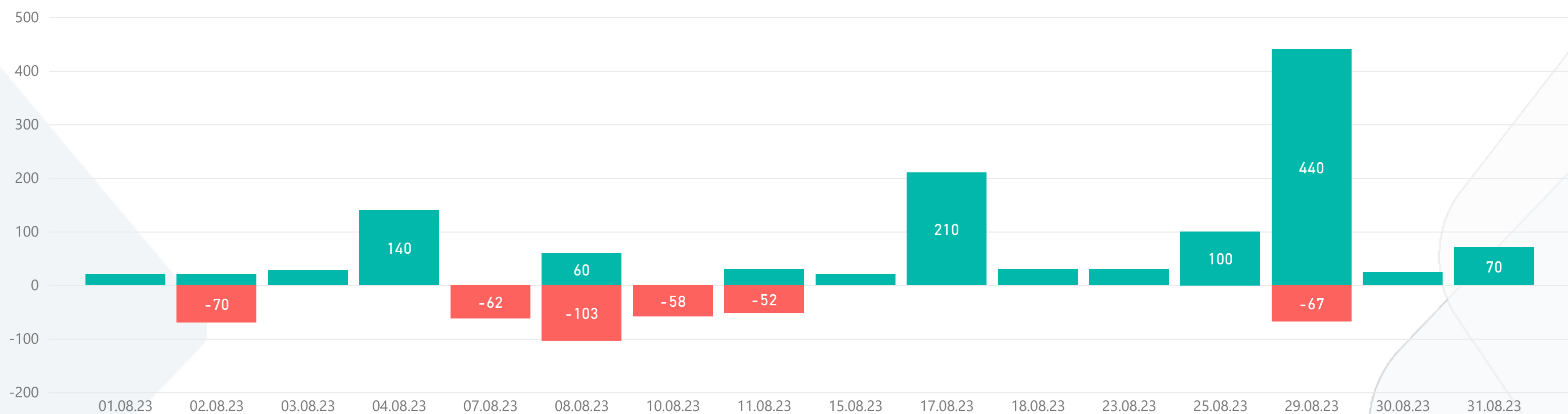
ALTFX REPORT 2023 AUGUST

~TOTAL PIPS~
810



1) WIN & LOSS CHART

Win/Loss ● Loss ● Win



2) TOP WIN & LOSS TRADES

Date	Pair	Buy Rate	Sell Rate	+ Pips	Dur. (hours)
29.08.2023	GBP/AUD	1.9860	1.95200	340	176,9
17.08.2023	GBP/AUD	1.9710	1.99200	210	18,3
4.08.2023	GBP/AUD	1.9430	1.93300	100	11,1
29.08.2023	GBP/NZD	2.1302	2.12020	100	2,0
25.08.2023	GBP/NZD	2.1330	2.12300	100	13,3

Date	Pair	Buy Rate	Sell Rate	- Pips	Dur. (hours)
29.08.2023	GBP/NZD	2.1272	2.13392	-67	1,7
7.08.2023	GBP/AUD	1.9360	1.94220	-62	10,5
10.08.2023	NZD/JPY	86.700	87.28200	-58	41,1
8.08.2023	NZD/JPY	86.500	87.03000	-53	5,9
11.08.2023	EUR/CHF	0.9630	0.95782	-52	10,6

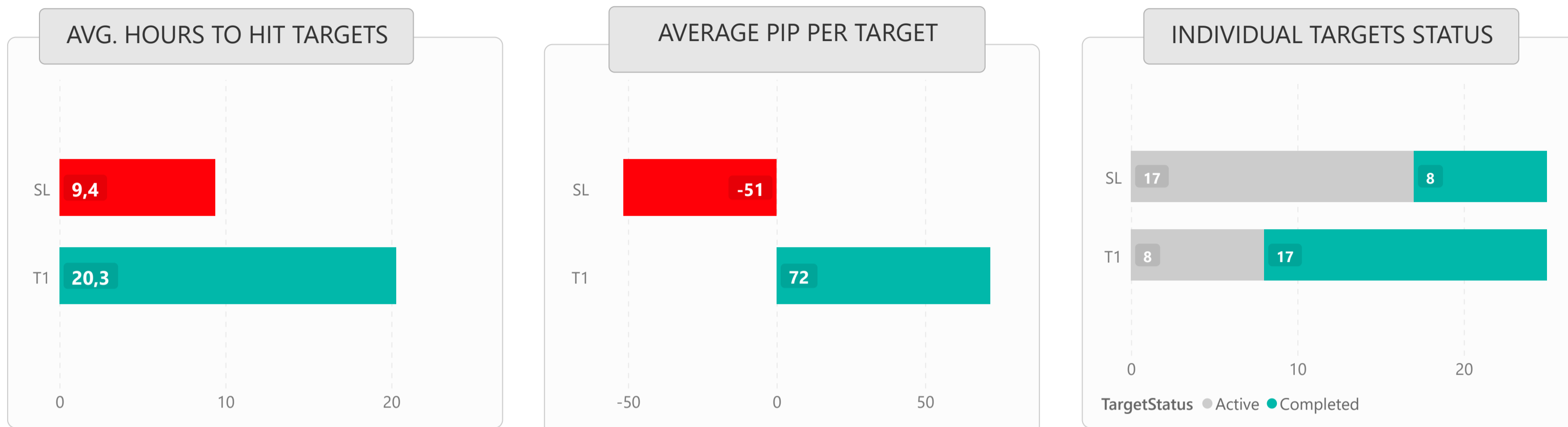


LIST OF ALL TRADES

Signal Date	Pair	Long/Short	Buy Rate	T1 Rate	T2 Rate	Stoploss Rate	Pips	Dur. (Hours)
1.08.2023	GBP/CHF	Long	1.1189	1.1209		1.1129	20	3,9
2.08.2023	EUR/CHF	Long	0.9636	0.9729		0.9595	-41	2,4
2.08.2023	USD/JPY	Short	143.160	140.500		143.440	-28	1,6
2.08.2023	EUR/CHF	Long	0.9586	0.9606		0.9532	20	0,3
3.08.2023	NZD/JPY	Short	86.840	86.560		87.365	28	0,8
3.08.2023	GBP/AUD	Short	1.9430	1.9330		1.9473	100	11,1
4.08.2023	GBP/AUD	Short	1.9380	1.9340		1.9439	40	1,1
7.08.2023	GBP/AUD	Short	1.9360	1.9020		1.9422	-62	10,5
7.08.2023	EUR/CHF	Long	0.9615	0.9645		0.9576	30	96,0
8.08.2023	CHF/JPY	Short	163.400	162.800		163.920	60	1,1
8.08.2023	NZD/JPY	Short	86.700	83.400		87.282	-58	41,1
8.08.2023	NZD/JPY	Short	86.500	83.400		87.030	-53	5,9
8.08.2023	GBP/JPY	Short	181.620	179.600		182.120	-50	1,2
11.08.2023	EUR/CHF	Long	0.9630	0.9780		0.9578	-52	10,6
15.08.2023	GBP/CHF	Long	1.1150	1.1170		1.1097	20	1,7
16.08.2023	GBP/AUD	Long	1.9710	1.9920		1.9656	210	18,3
18.08.2023	GBP/AUD	Short	1.9880	1.9850		1.9934	30	0,8
22.08.2023	GBP/AUD	Short	1.9860	1.9520		1.9919	340	176,9
23.08.2023	GBP/NZD	Short	2.1304	2.1274		2.1372	30	2,9
24.08.2023	GBP/NZD	Short	2.1330	2.1230		2.1396	100	13,3
29.08.2023	GBP/NZD	Short	2.1272	2.0820		2.1339	-67	1,7
29.08.2023	GBP/NZD	Short	2.1302	2.1202		2.1368	100	2,0
30.08.2023	EUR/CHF	Long	0.9575	0.9595		0.9523	20	6,4
30.08.2023	EUR/GBP	Long	0.8586	0.8590		0.8544	4	5,3
31.08.2023	GBP/NZD	Short	2.1324	2.1254		2.1364	70	3,1



1) DETAILED STATS OF TARGETS (T1, T2, T3 etc.)



2) TARGET DURATION vs PROFIT/LOSS SCATTER CHART

