

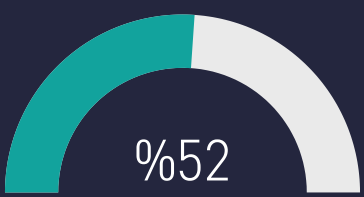


t.me/altsignals

# ALTSIGNALS BINANCE HIGH LEV. VIP REPORT 2023 JULY

~TOTAL PROFIT~  
**%757**

Success Rate



Completed Trades

23 # of Signals  
%757 Total Profit

Win Trades

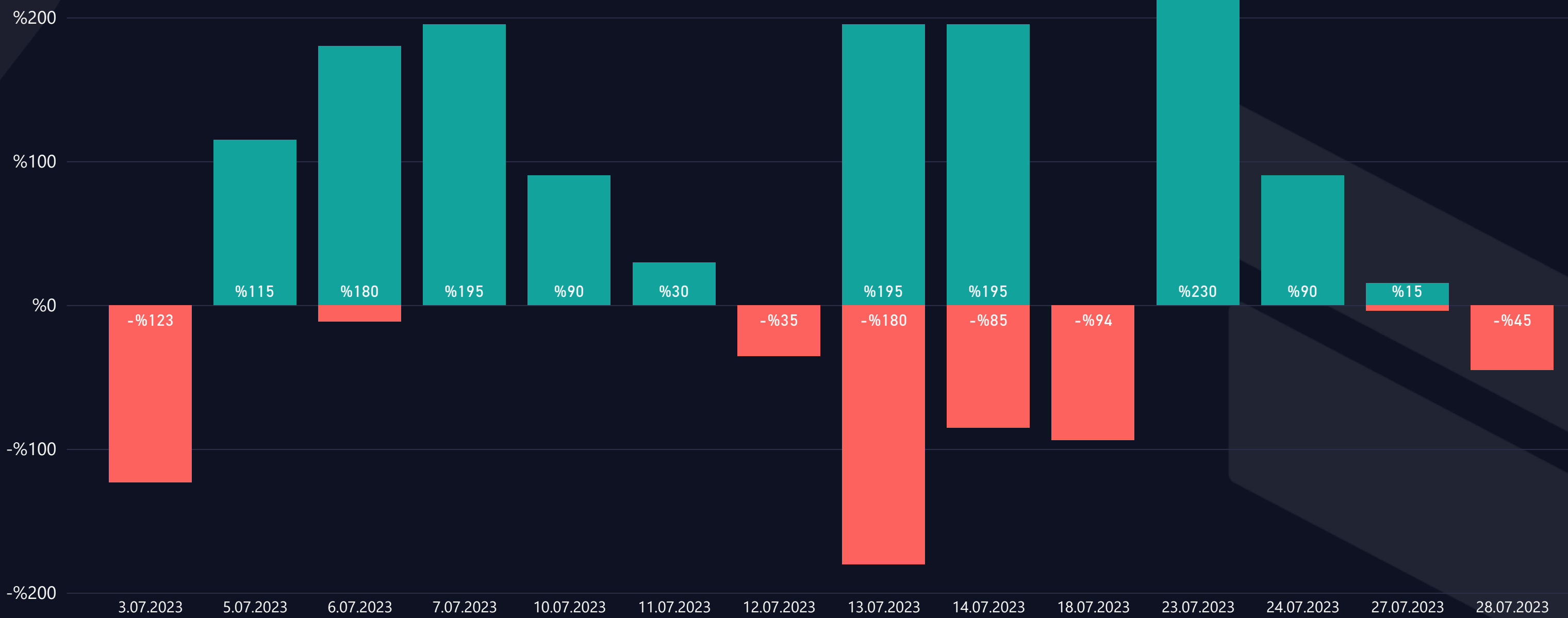
12 # of Trades  
%1335 Win Profit

Loss Trades

11 # of Trades  
-%578 Loss Rate

## WIN & LOSS CHART

Win/Loss ● Loss ● Win



## TOP WIN & LOSS TRADES

Realization Date	Pair	Final Profit	Duration (hours)	Final Target
7.07.2023	ETH/USDT	%195,0	12,03	T02
13.07.2023	ETH/USDT	%195,0	34,27	T02
14.07.2023	ETH/USDT	%195,0	10,81	T02
23.07.2023	ETH/USDT	%115,0	56,62	T01
5.07.2023	ETH/USDT	%115,0	18,74	T01

Realization Date	Pair	Total Loss	Duration (hours)
13.07.2023	BTC/USDT	-%180,0	29,68
3.07.2023	BTC/USDT	-%123,2	73,40
14.07.2023	ETH/USDT	-%55,2	5,00
18.07.2023	BTC/USDT	-%48,2	8,83
18.07.2023	ETH/USDT	-%45,6	14,25

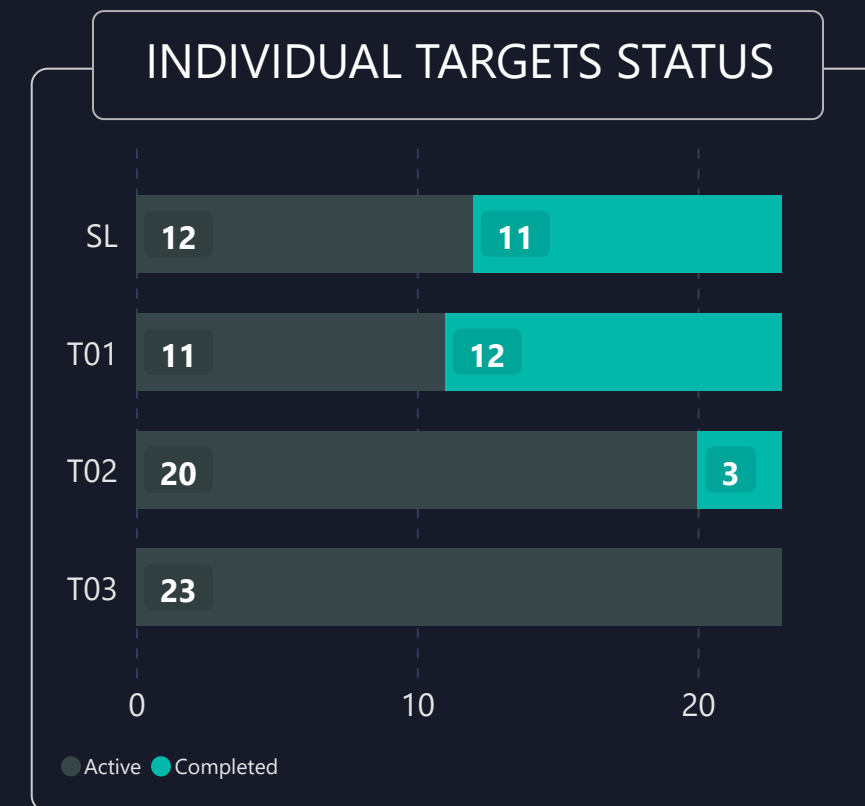
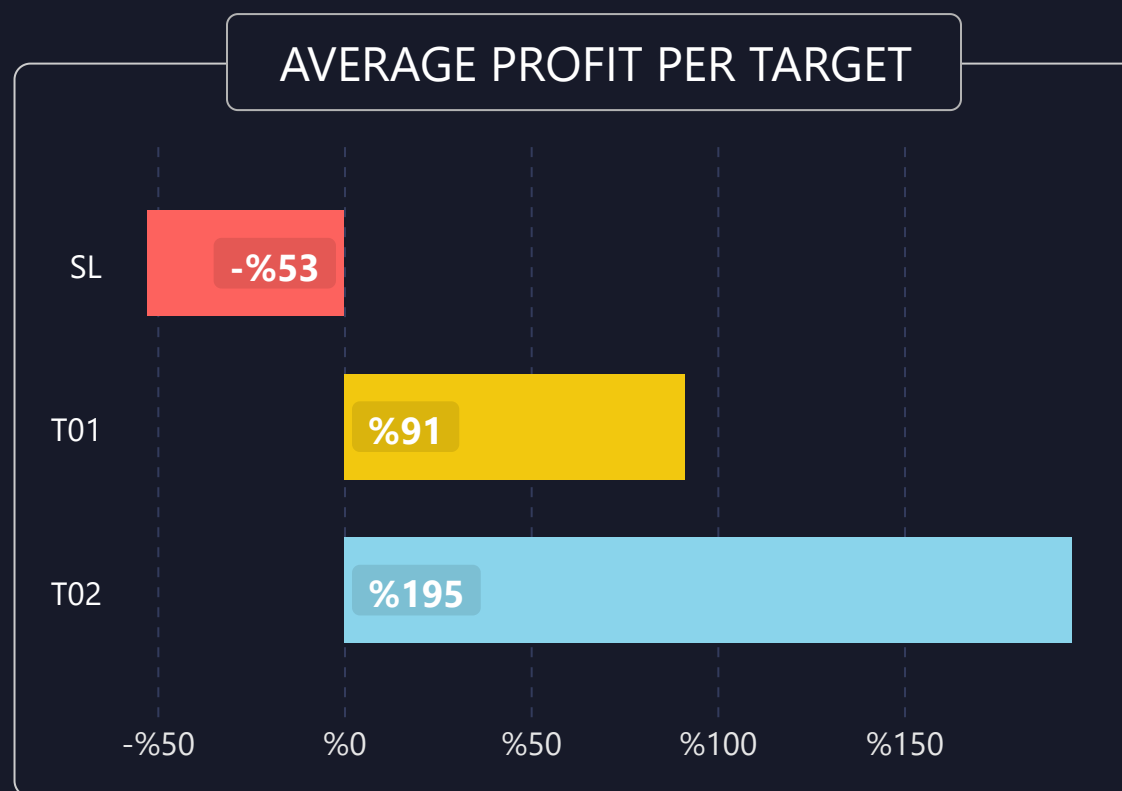
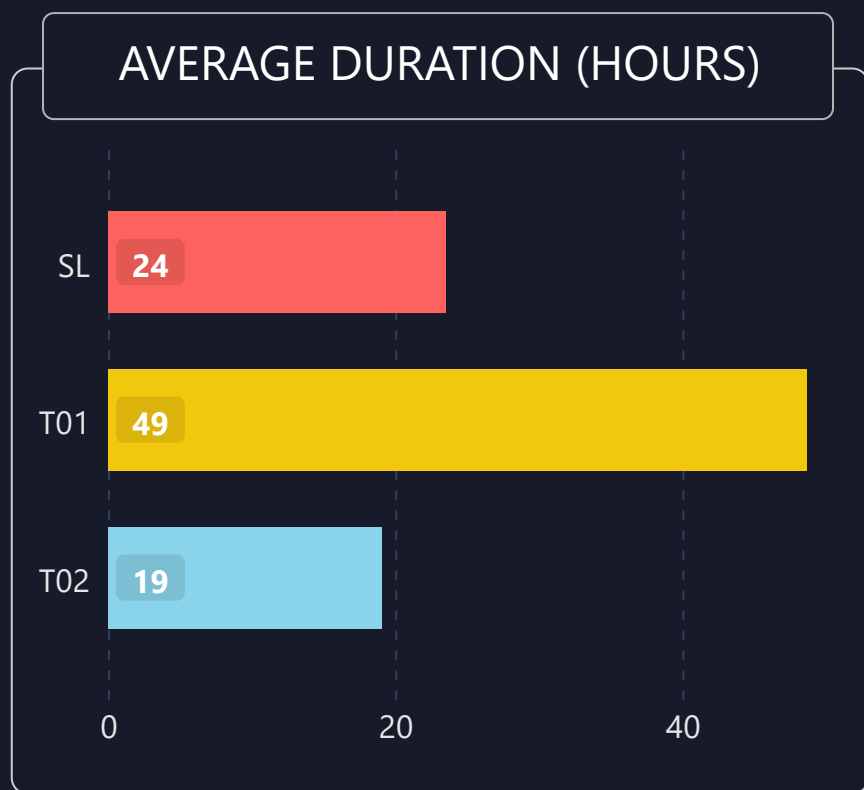


# LIST OF ALL TRADES

Signal Date	Pair	Lev.	Buy Rate	Target 1	Target 2	Target 3	Stop Loss	Man. Close	Dur. (hours)	Final P/L
30.06.2023	BTC/USDT	50	30142.0000	29599.4000	28936.3000		30884.40000		73,40	-%123,2 ▼
3.07.2023	BTC/USDT	50	30884.4000	31440.3000	32119.8000		29772.60000		65,84	%90,0 ▲
4.07.2023	ETH/USDT	50	1946.2700	1901.5100	1870.3700		2004.66000		18,74	%115,0 ▲
6.07.2023	ETH/USDT	50	1921.1100	1965.3000	1996.0300		1916.70000		6,00	-%11,5 ▼
6.07.2023	BTC/USDT	50	30894.6000	30338.5000	29658.8000		32006.80000		2,03	%90,0 ▲
6.07.2023	ETH/USDT	50	1916.7000	1872.6200	1841.9500		1974.20000		7,24	%195,0 ▲
7.07.2023	ETH/USDT	50	1863.9300	1875.0000	1936.6200		1808.01000		80,75	%29,7 ▲
10.07.2023	BTC/USDT	50	30275.0000	30820.0000	31486.0000		29185.10000		5,47	%90,0 ▲
11.07.2023	ETH/USDT	50	1875.0000	1831.8800	1801.8800		1888.29000		32,50	-%35,4 ▼
12.07.2023	BTC/USDT	50	30576.7000	30026.3000	29353.6000		31677.50000		29,68	-%180,0 ▼
12.07.2023	ETH/USDT	50	1888.2900	1931.7200	1961.9300		1831.64000		33,88	%195,0 ▲
13.07.2023	ETH/USDT	50	1986.3700	1940.6800	1908.9000		2008.28000		5,00	-%55,2 ▼
14.07.2023	ETH/USDT	50	2008.2800	2054.4700	2086.6000		1996.26000		8,00	-%29,9 ▼
14.07.2023	ETH/USDT	50	1996.2600	1950.3500	1918.4100		2056.15000		10,70	%195,0 ▲
18.07.2023	BTC/USDT	50	30214.8000	30758.7000	31423.4000		29923.30000		8,83	-%48,2 ▼
18.07.2023	ETH/USDT	50	1910.6600	1954.6100	1985.1800		1893.25000		14,25	-%45,6 ▼
18.07.2023	BTC/USDT	50	29923.3000	29384.7000	28726.4000		31000.50000		147,09	%90,0 ▲
18.07.2023	ETH/USDT	50	1893.2500	1849.7100	1819.4100		1950.05000		107,35	%115,0 ▲
20.07.2023	ETH/USDT	50	1891.1900	1847.6900	1817.4300		1947.93000		56,62	%115,0 ▲
25.07.2023	ETH/USDT	50	1858.4300	1864.0700	1930.9100		1802.68000		53,50	%15,2 ▲
26.07.2023	BTC/USDT	50	29274.4000	29801.3000	30445.4000		29251.90000		35,90	-%3,8 ▼
27.07.2023	ETH/USDT	50	1864.0700	1821.2000	1791.3700		1878.47000		23,25	-%38,6 ▼
27.07.2023	BTC/USDT	50	29251.9000	28725.4000	28081.8000		29289.20000		21,90	-%6,4 ▼



# 1) DETAILED STATS OF TARGETS (T1, T2, T3 etc.)



# 2) TARGET DURATION vs PROFIT/LOSS SCATTER CHART

Targets ● SL ● T01 ● T02

