



t.me/altsignals

# ALTSIGNALS BINANCE FUTURES REPORT 2023 MAY

**TOTAL PROFIT**  
**%395**

Success Rate



Completed Trades

12 # of Signals  
%395 Total Profit

Win Trades

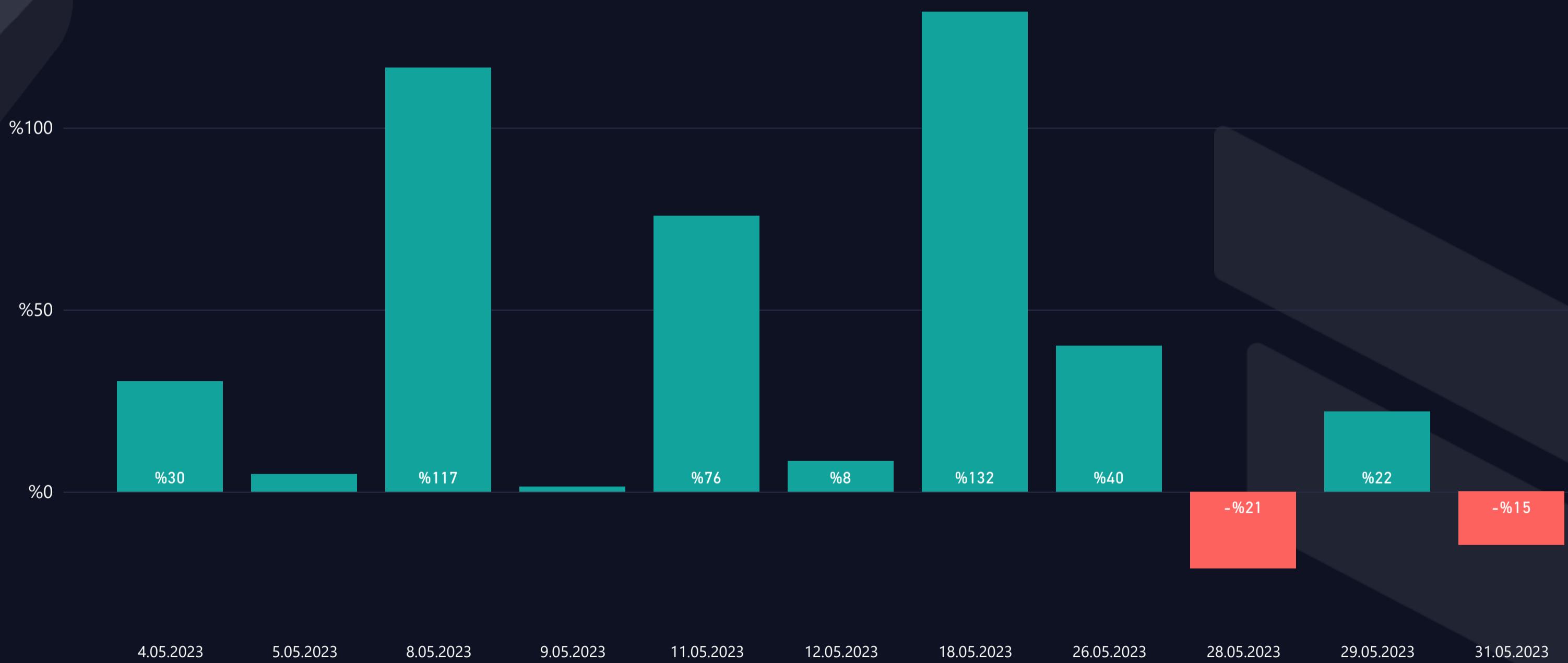
10 # of Trades  
%431 Win Profit

Loss Trades

2 # of Trades  
-%36 Loss Rate

## WIN & LOSS CHART

Win/Loss ● Loss ● Win



## TOP WIN & LOSS TRADES

Realization Date	Pair	Final Profit	Duration (hours)	Final Target
18.05.2023	MASK/USDT	%131,8	79,69	T03
8.05.2023	XRP/USDT	%116,5	51,73	T03
11.05.2023	ADA/USDT	%75,7	84,10	T02
26.05.2023	ALGO/USDT	%40,0	40,53	T02
29.05.2023	FTM/USDT	%22,1	11,04	T01

Realization Date	Pair	Total Loss	Duration (hours)
28.05.2023	ADA/USDT	-%21,0	50,33
31.05.2023	ALGO/USDT	-%14,6	58,18

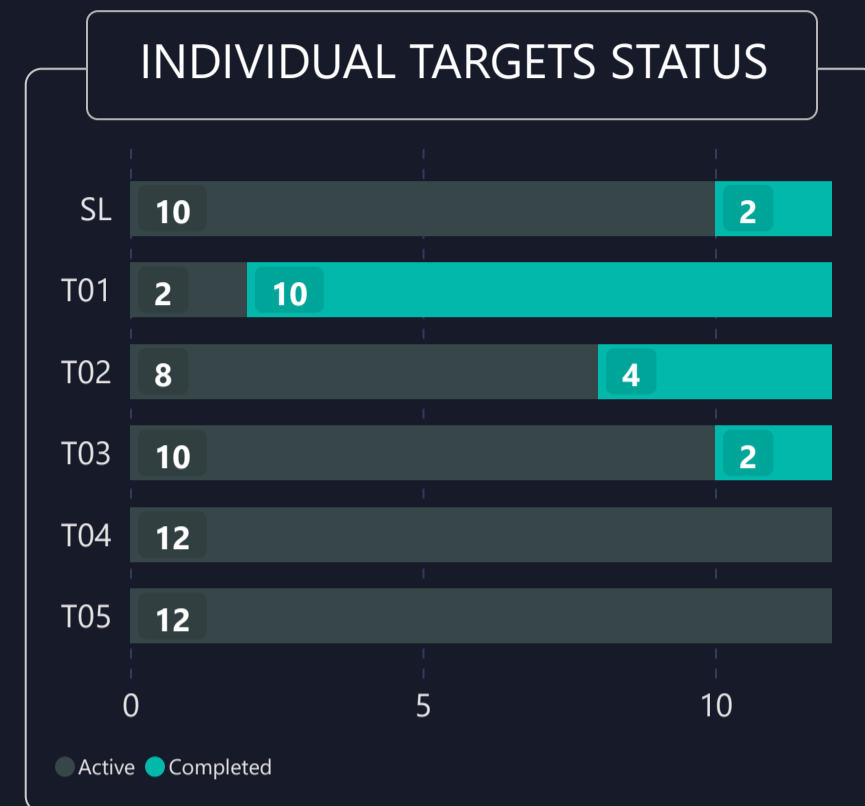
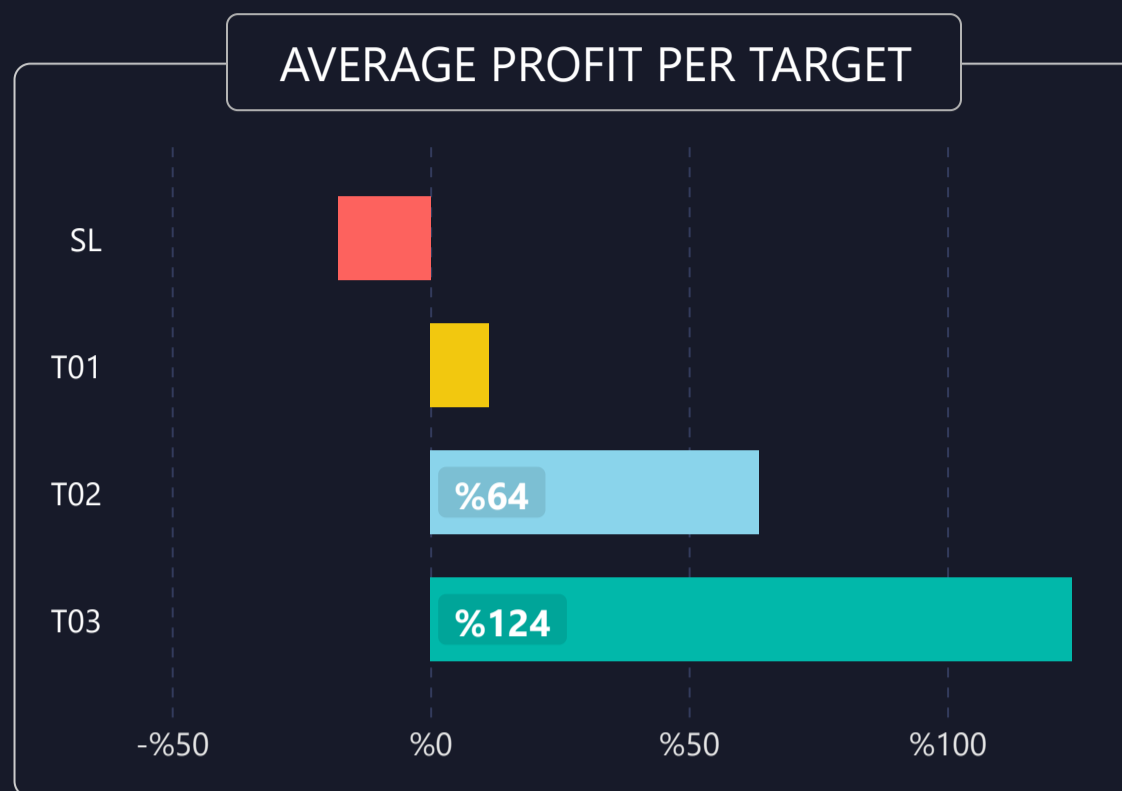
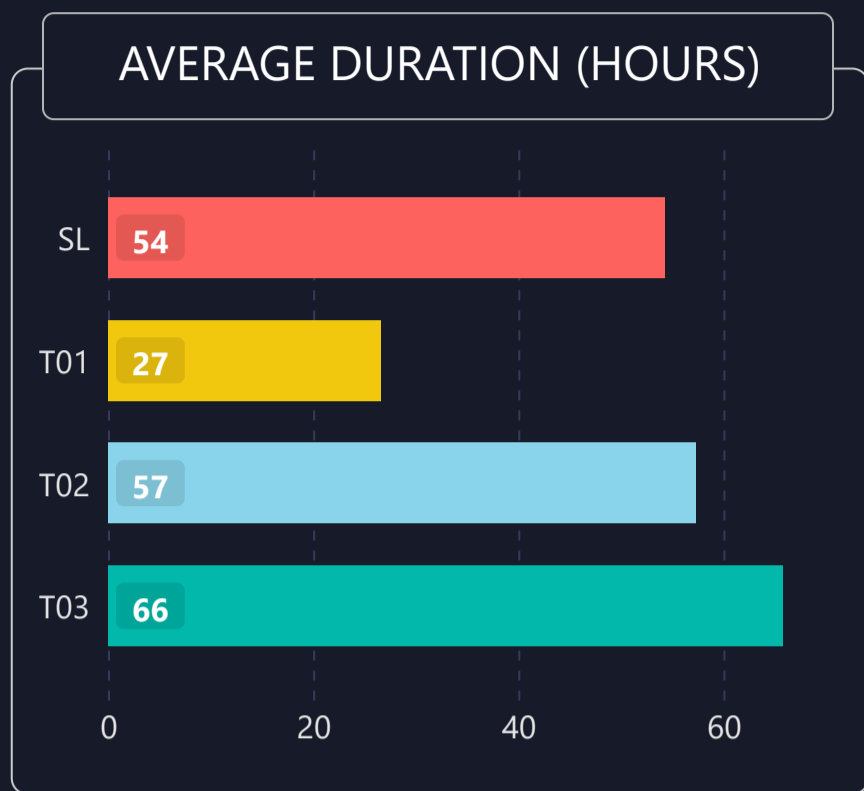


# LIST OF ALL TRADES

Signal Date	Pair	Lev.	Buy Rate	Target 1	Target 2	Target 3	Target 4	Target 5	Target 6	Target 7	Target 8	Stop Loss	Man. Close	Dur. (hours)	Final P/L
27.04.2023	FTM/USDT	10	0.4315	0.4400	0.4700	0.5200						0.37000		156,59	%19,7 ▲
3.05.2023	ARB/USDT	7	1.3250	1.3450	1.3900	1.4700						1.27000		2,15	%10,6 ▲
5.05.2023	SOL/USDT	4	22.5300	22.8000	23.8300	25.3600						20.27000		2,03	%4,8 ▲
6.05.2023	XRP/USDT	10	0.4545	0.4462	0.4360	0.4192	0.3400					0.48630		41,41	%116,5 ▲
8.05.2023	MATIC/USDT	5	0.8959	0.8934	0.7800	0.7000						1.02000		1,08	%1,4 ▲
8.05.2023	ADA/USDT	7	0.3686	0.3600	0.3500	0.3300	0.3094					0.39890		48,41	%75,7 ▲
11.05.2023	MANA/USDT	4	0.4520	0.4425	0.3850	0.3000						0.49500		12,02	%8,4 ▲
15.05.2023	MASK/USDT	7	3.8710	3.9800	4.3000	4.6000						3.60000		56,97	%131,8 ▲
24.05.2023	ALGO/USDT	6	0.1550	0.1520	0.1488	0.1000						0.17660		24,75	%40,0 ▲
26.05.2023	ADA/USDT	7	0.3645	0.3544	0.3087	0.2533						0.37544		50,33	-%21,0 ▼
28.05.2023	ALGO/USDT	10	0.1502	0.1550	0.1600	0.2000						0.14800		58,18	-%14,6 ▼
28.05.2023	FTM/USDT	10	0.3400	0.3475	0.3650	0.3900						0.31600		11,04	%22,1 ▲



# 1) DETAILED STATS OF TARGETS (T1, T2, T3 etc.)



# 2) TARGET DURATION vs PROFIT/LOSS SCATTER CHART

Targets ● SL ● T01 ● T02 ● T03

