



t.me/altsignals

# ALTSIGNALS BINANCE HIGH LEV. VIP REPORT 2023 MAY

~TOTAL PROFIT~  
**%653**

Success Rate



%33

Completed Trades

33

# of Signals

%653

Total Profit

Win Trades

11

# of Trades

%1925

Win Profit

Loss Trades

22

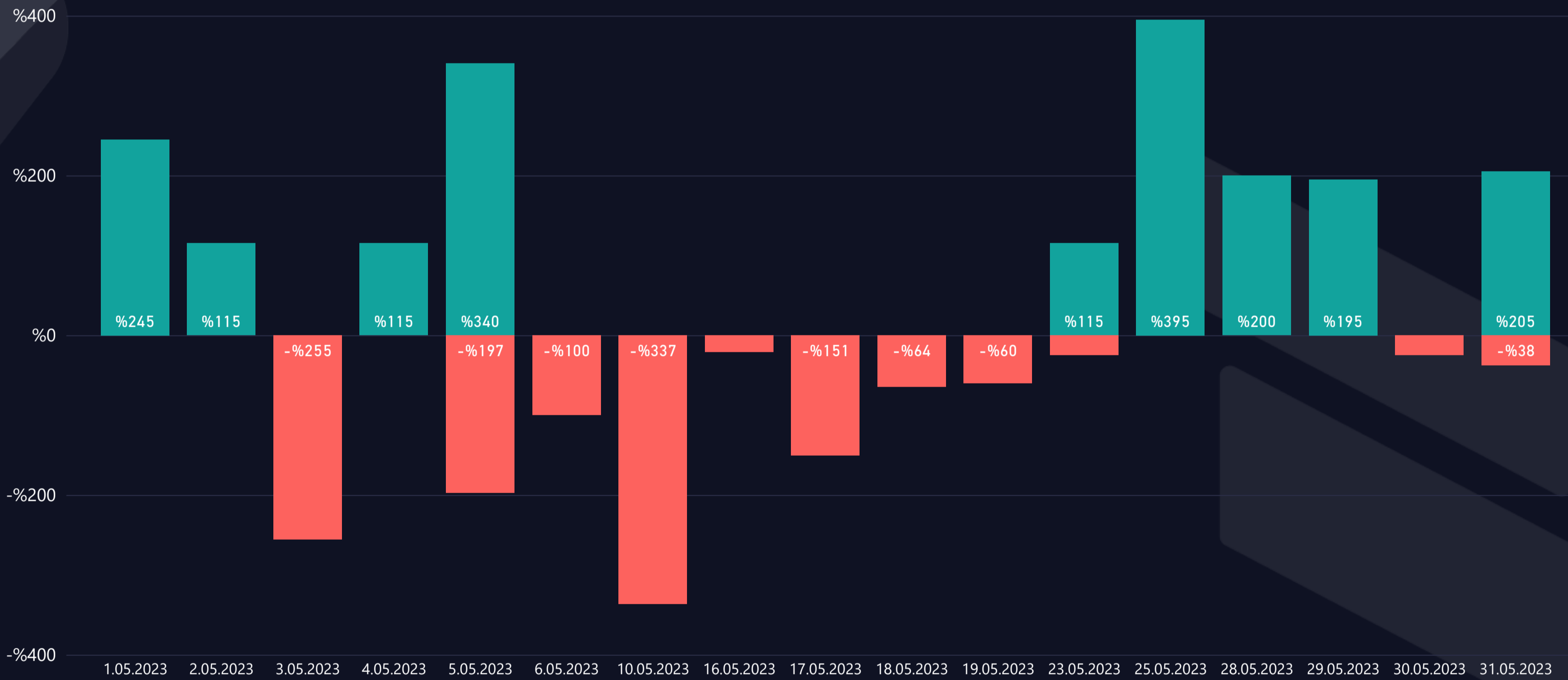
# of Trades

-%1272

Loss Rate

## WIN & LOSS CHART

Win/Loss ● Loss ● Win



## TOP WIN & LOSS TRADES

| Realization Date | Pair     | Final Profit | Duration (hours) | Final Target |
|------------------|----------|--------------|------------------|--------------|
| 5.05.2023        | ETH/USDT | %340,0       | 46,58            | T03          |
| 1.05.2023        | ETH/USDT | %245,0       | 79,30            | T02          |
| 25.05.2023       | BTC/USDT | %200,0       | 31,01            | T02          |
| 28.05.2023       | BTC/USDT | %200,0       | 78,23            | T02          |
| 29.05.2023       | ETH/USDT | %195,0       | 81,77            | T02          |

| Realization Date | Pair     | Total Loss | Duration (hours) |
|------------------|----------|------------|------------------|
| 10.05.2023       | ETH/USDT | -%105,0    | 1,75             |
| 5.05.2023        | BTC/USDT | -%100,0    | 3,46             |
| 10.05.2023       | BTC/USDT | -%100,0    | 1,74             |
| 6.05.2023        | BTC/USDT | -%100,0    | 21,46            |
| 10.05.2023       | BTC/USDT | -%96,1     | 5,00             |

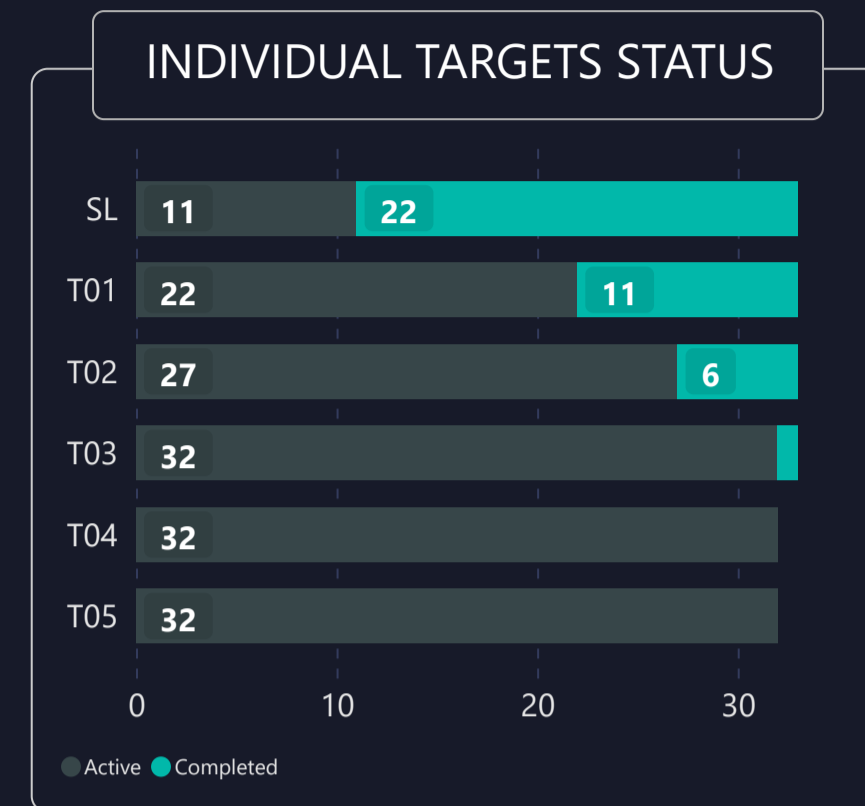
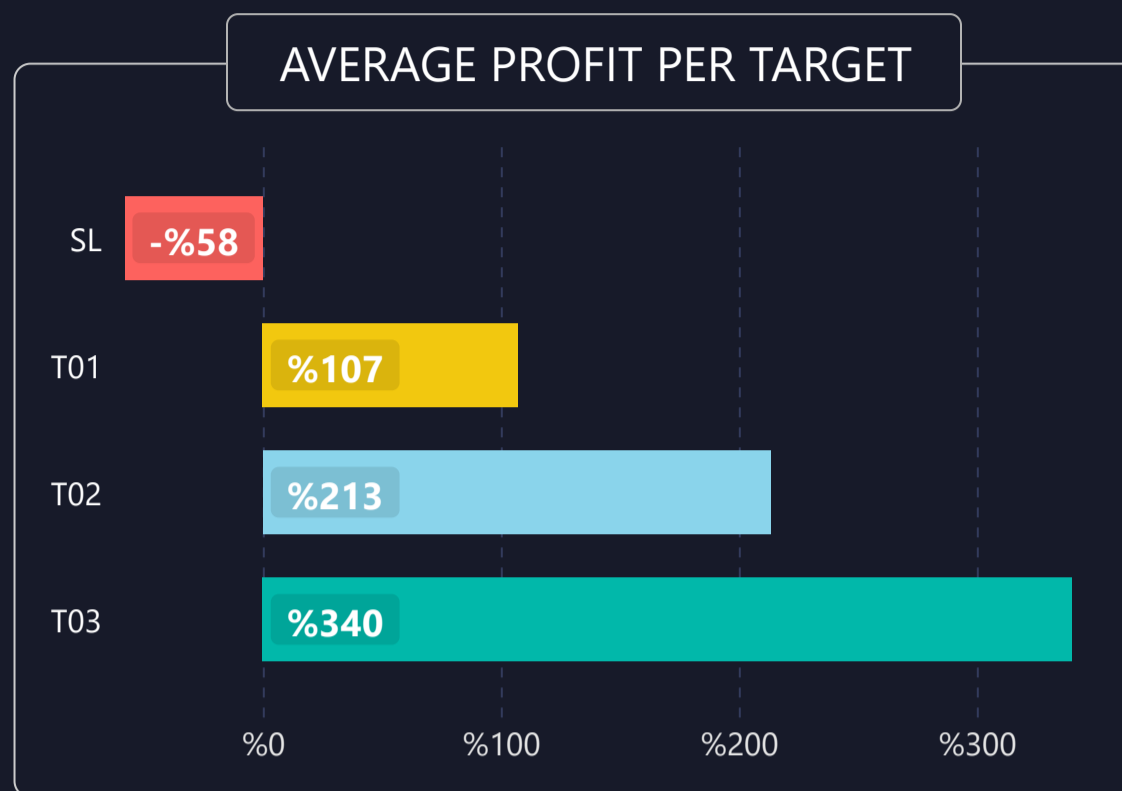
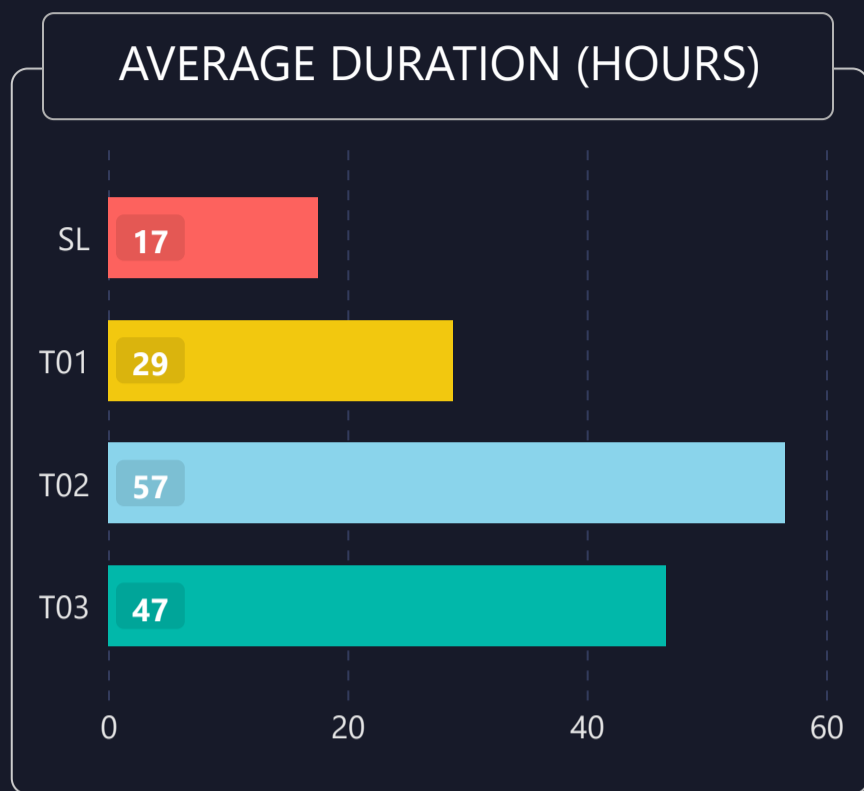


# LIST OF ALL TRADES

| Signal Date | Pair     | Lev. | Buy Rate   | Target 1   | Target 2   | Target 3   | Stop Loss   | Man. Close | Dur. (hours) | Final P/L |
|-------------|----------|------|------------|------------|------------|------------|-------------|------------|--------------|-----------|
| 28.04.2023  | ETH/USDT | 50   | 1901.4700  | 1859.6400  | 1808.3000  | 1772.1700  | 1941.40000  |            | 70,48        | %245,0 ▲  |
| 2.05.2023   | BTC/USDT | 50   | 28113.5000 | 28760.1000 | 29238.0000 | 29575.4000 | 27551.20000 |            | 7,54         | %115,0 ▲  |
| 3.05.2023   | BTC/USDT | 50   | 28698.4000 | 29358.5000 | 29846.3000 | 30190.7000 | 28296.80000 |            | 4,33         | -%70,0 ▼  |
| 3.05.2023   | BTC/USDT | 50   | 28402.5000 | 27749.2000 | 27266.4000 | 26925.6000 | 28698.40000 |            | 6,33         | -%52,1 ▼  |
| 3.05.2023   | ETH/USDT | 50   | 1851.1100  | 1810.3900  | 1760.4100  | 1725.2300  | 1869.01000  |            | 4,67         | -%48,3 ▼  |
| 3.05.2023   | BTC/USDT | 50   | 28296.8000 | 27646.0000 | 27164.9000 | 26825.4000 | 28562.40000 |            | 4,67         | -%46,9 ▼  |
| 3.05.2023   | ETH/USDT | 50   | 1865.2800  | 1906.3200  | 1956.6800  | 1992.1200  | 1851.11000  |            | 6,00         | -%38,0 ▼  |
| 3.05.2023   | BTC/USDT | 50   | 28562.4000 | 29219.3000 | 29704.9000 | 30047.6000 | 27991.20000 |            | 4,91         | %115,0 ▲  |
| 3.05.2023   | ETH/USDT | 50   | 1869.0100  | 1910.1300  | 1960.5900  | 1996.1000  | 1829.76000  |            | 32,66        | %340,0 ▲  |
| 4.05.2023   | BTC/USDT | 50   | 28865.1000 | 28201.2000 | 27710.5000 | 27364.1000 | 29183.60000 |            | 12,33        | -%55,2 ▼  |
| 5.05.2023   | BTC/USDT | 50   | 28937.5000 | 28271.9000 | 27780.0000 | 27432.8000 | 29516.30000 |            | 3,46         | -%100,0 ▼ |
| 5.05.2023   | BTC/USDT | 50   | 29537.2000 | 30216.6000 | 30718.7000 | 31073.1000 | 28946.50000 |            | 21,46        | -%100,0 ▼ |
| 5.05.2023   | BTC/USDT | 50   | 29183.6000 | 29854.8000 | 30350.9000 | 30701.1000 | 28937.50000 |            | 11,00        | -%42,2 ▼  |
| 10.05.2023  | ETH/USDT | 50   | 1814.0200  | 1774.1100  | 1725.1300  | 1690.6700  | 1852.11000  |            | 1,75         | -%105,0 ▼ |
| 10.05.2023  | BTC/USDT | 50   | 27190.8000 | 26565.4000 | 26103.2000 | 25776.9000 | 27734.60000 |            | 1,74         | -%100,0 ▼ |
| 10.05.2023  | BTC/USDT | 50   | 27723.4000 | 28361.0000 | 28832.3000 | 29165.0000 | 27190.80000 |            | 5,00         | -%96,1 ▼  |
| 10.05.2023  | BTC/USDT | 50   | 27527.9000 | 26894.8000 | 26426.8000 | 26096.4000 | 27723.40000 |            | 4,83         | -%35,5 ▼  |
| 16.05.2023  | ETH/USDT | 50   | 1811.9300  | 1770.2600  | 1741.2600  |            | 1827.48000  |            | 20,75        | -%42,9 ▼  |
| 16.05.2023  | BTC/USDT | 50   | 27260.9000 | 27751.6000 | 28351.3000 |            | 27127.20000 |            | 178,03       | -%24,5 ▼  |
| 16.05.2023  | BTC/USDT | 50   | 27146.1000 | 26657.5000 | 26060.3000 |            | 27260.90000 |            | 8,60         | -%21,1 ▼  |
| 17.05.2023  | ETH/USDT | 50   | 1827.4800  | 1869.5100  | 1898.7500  |            | 1803.20000  |            | 12,50        | -%66,4 ▼  |
| 17.05.2023  | ETH/USDT | 50   | 1818.1100  | 1859.9300  | 1889.0200  |            | 1794.68000  |            | 23,50        | -%64,4 ▼  |
| 17.05.2023  | ETH/USDT | 50   | 1803.2000  | 1761.7300  | 1732.8800  |            | 1818.11000  |            | 8,00         | -%41,3 ▼  |
| 18.05.2023  | ETH/USDT | 50   | 1794.6800  | 1753.4000  | 1724.6900  |            | 1816.31000  |            | 4,00         | -%60,3 ▼  |
| 19.05.2023  | ETH/USDT | 50   | 1816.3100  | 1858.0900  | 1887.1500  |            | 1761.82000  |            | 101,59       | %115,0 ▲  |
| 23.05.2023  | BTC/USDT | 50   | 27127.2000 | 26638.9000 | 26042.1000 |            | 28103.80000 |            | 21,79        | %200,0 ▲  |
| 24.05.2023  | ETH/USDT | 50   | 1840.6100  | 1798.2800  | 1768.8300  |            | 1895.83000  |            | 16,42        | %195,0 ▲  |
| 25.05.2023  | ETH/USDT | 50   | 1803.0100  | 1844.4800  | 1873.3300  |            | 1748.92000  |            | 71,11        | %195,0 ▲  |
| 25.05.2023  | BTC/USDT | 50   | 26396.1000 | 26871.2000 | 27451.9000 |            | 25445.80000 |            | 52,30        | %200,0 ▲  |
| 29.05.2023  | ETH/USDT | 50   | 1895.6300  | 1852.0300  | 1821.7000  |            | 1904.91000  |            | 24,75        | -%24,5 ▼  |
| 30.05.2023  | ETH/USDT | 50   | 1904.9100  | 1948.7200  | 1979.2000  |            | 1890.61000  |            | 17,00        | -%37,5 ▼  |
| 30.05.2023  | BTC/USDT | 50   | 27670.0000 | 27171.9000 | 26563.2000 |            | 28666.10000 |            | 13,86        | %90,0 ▲   |
| 31.05.2023  | ETH/USDT | 50   | 1890.6100  | 1847.1300  | 1816.8800  |            | 1947.33000  |            | 12,07        | %115,0 ▲  |



# 1) DETAILED STATS OF TARGETS (T1, T2, T3 etc.)



# 2) TARGET DURATION vs PROFIT/LOSS SCATTER CHART

Targets ● SL ● T01 ● T02 ● T03

