



t.me/altsignals

# ALTSIGNALS BINANCE SPOT VIP REPORT 2023 APRIL



Success Rate



Completed Trades

22 # of Signals  
%145 Total Profit

Win Trades

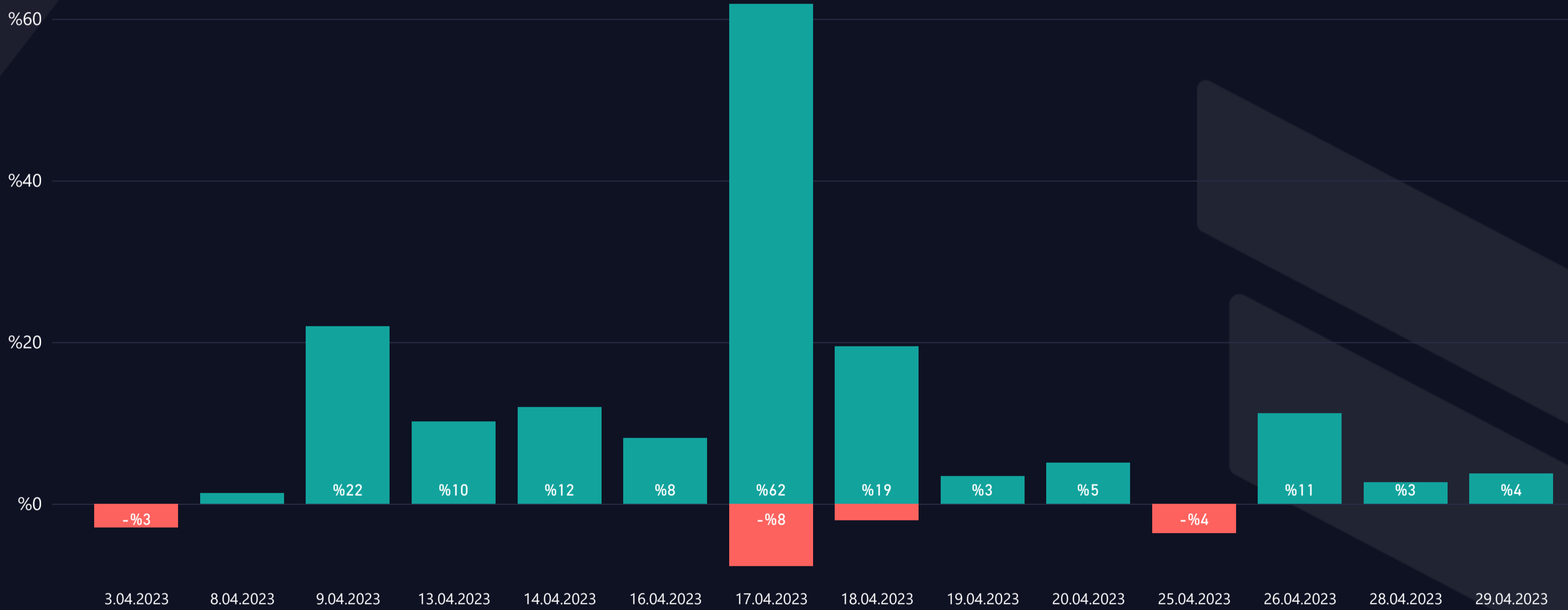
17 # of Trades  
%161 Win Profit

Loss Trades

5 # of Trades  
-%16 Loss Rate

## WIN & LOSS CHART

Win/Loss ● Loss ● Win



## TOP WIN & LOSS TRADES

Realization Date	Pair	Final Profit	Duration (days)	Final Target
17.04.2023	BEL/USDT	%46,4	12,61	T03
9.04.2023	KP3R/USDT	%22,0	0,17	T04
18.04.2023	LINK/USDT	%19,5	31,00	T05
17.04.2023	DOGE/USDT	%15,4	8,58	T05
14.04.2023	ATOM/USDT	%10,8	14,89	T05

Realization Date	Pair	Total Loss	Duration (days)
17.04.2023	IMX/USDT	-%4,2	0,27
25.04.2023	NEO/USDT	-%3,6	2,61
17.04.2023	IMX/USDT	-%3,5	1,35
3.04.2023	REN/USDT	-%2,9	0,05
18.04.2023	AVAX/USDT	-%2,0	0,28



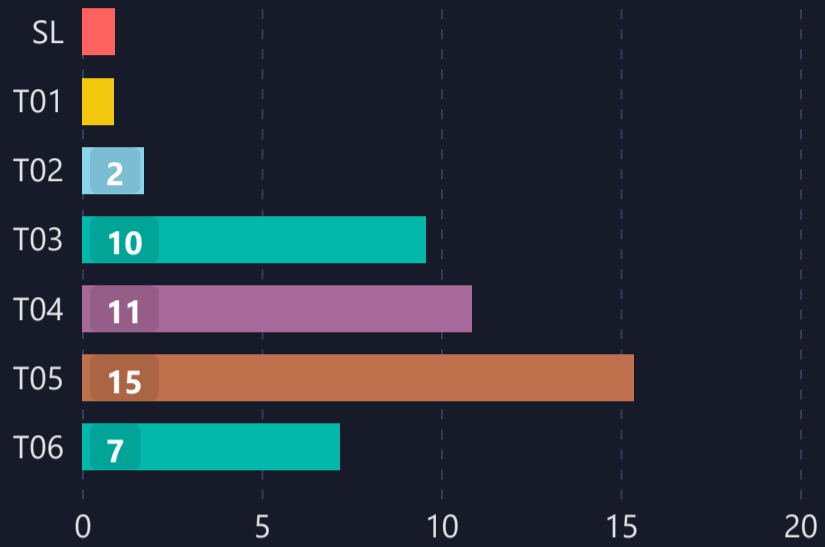
# LIST OF ALL TRADES

Signal Date	Pair	Lev.	Buy Rate	Target 1	Target 2	Target 3	Target 4	Target 5	Stop Loss	Man. Close	Dur. (Days)	Final P/L
18.03.2023	LINK/USDT	1	7.2150	7.4200	7.6200	7.8200	8.2200	8.6200	6.66000		18,75	%19,5 ▲
30.03.2023	ATOM/USDT	1	11.1160	11.4280	11.5360	11.6820	11.8100	12.3130	10.20100		9,74	%10,8 ▲
3.04.2023	REN/USDT	1	0.1003	0.1015	0.1035	0.1128	0.1657	0.1848	0.09735		0,05	-%2,9 ▼
5.04.2023	BEL/USDT	1	0.6420	0.7400	0.8400	0.9400			0.55000		7,24	%46,4 ▲
6.04.2023	ADA/USDT	1	0.3812	0.3860	0.3895	0.3923	0.4019	0.4150	0.36810		4,18	%10,2 ▲
8.04.2023	DOGE/USDT	1	0.0815	0.0836	0.0843	0.0885	0.0913	0.0941	0.07514		3,81	%15,4 ▲
8.04.2023	DOGE/USDT	1	0.0821	0.0832	0.0859	0.0885	0.0931	0.1000	0.07514		0,38	%1,3 ▲
9.04.2023	LIT/USDT	1	1.1100	1.1350	1.1500	1.2000	1.3000	1.4000	1.00000		2,83	%8,1 ▲
9.04.2023	KP3R/USDT	1	84.8500	87.0000	91.0000	95.5000	103.5000	111.5000	71.50000		0,17	%22,0 ▲
13.04.2023	HBAR/USDT	1	0.0662	0.0666	0.0690	0.0700	0.0722	0.0760	0.06200		0,21	%0,6 ▲
15.04.2023	IMX/USDT	1	1.1925	1.2700	1.3200	1.3700	1.4300	1.5200	1.15100		1,35	-%3,5 ▼
17.04.2023	IMX/USDT	1	1.1590	1.2700	1.3200	1.3700	1.4300	1.5200	1.11000		0,27	-%4,2 ▼
18.04.2023	AVAX/USDT	1	21.4900	22.0400	22.2000	22.6000	23.0200	24.1000	21.06000		0,28	-%2,0 ▼
19.04.2023	ADA/USDT	1	0.4079	0.4159	0.4205	0.4246	0.4307	0.4430	0.38720		0,67	%3,1 ▲
19.04.2023	ATOM/USDT	1	11.7930	11.9440	12.0250	12.1500	12.4420	13.0360	11.38000		0,41	%2,0 ▲
19.04.2023	AVAX/USDT	1	19.3600	19.8300	20.0200	20.4400	21.0000	21.4500	18.20000		0,07	%3,4 ▲
22.04.2023	NEO/USDT	1	10.9100	11.6000	11.7900	12.0500	12.4500	13.7000	10.52000		2,61	-%3,6 ▼
26.04.2023	GMT/USDT	1	0.3300	0.3400	0.3500	0.3600	0.3800	0.4000	0.31000		0,56	%3,0 ▲
26.04.2023	STX/USDT	1	0.7370	0.7670	0.7970	0.8120	0.8420	0.8720	0.68000		0,32	%8,1 ▲
28.04.2023	GMT/USDT	1	0.3313	0.3400	0.3500	0.3600	0.3800	0.4000	0.31000		0,41	%2,6 ▲
28.04.2023	FIL/USDT	1	5.4000	5.6000	5.8000	6.0000	6.4000		5.10000		1,43	%3,7 ▲

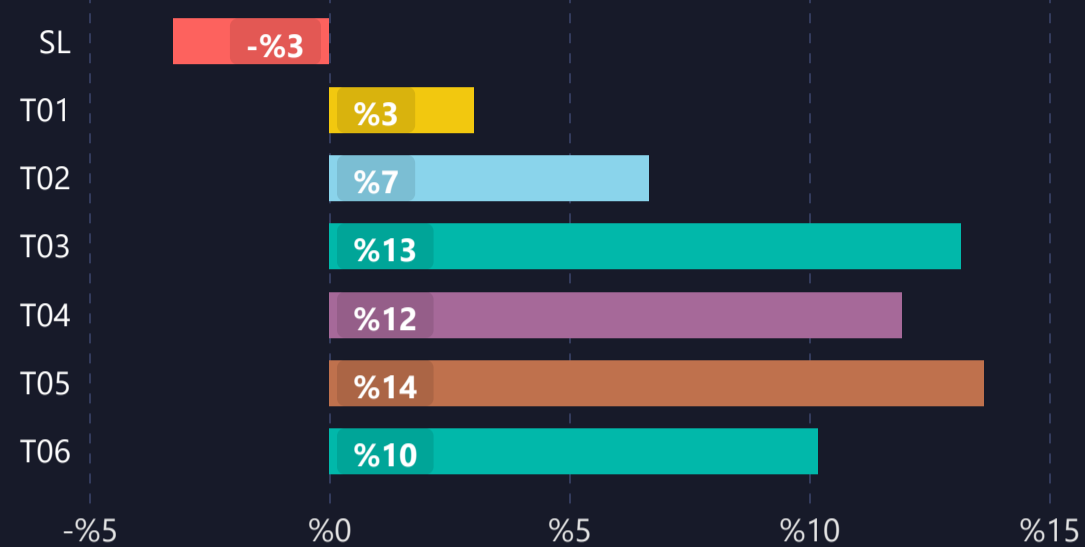


# 1) DETAILED STATS OF TARGETS (T1, T2, T3 etc.)

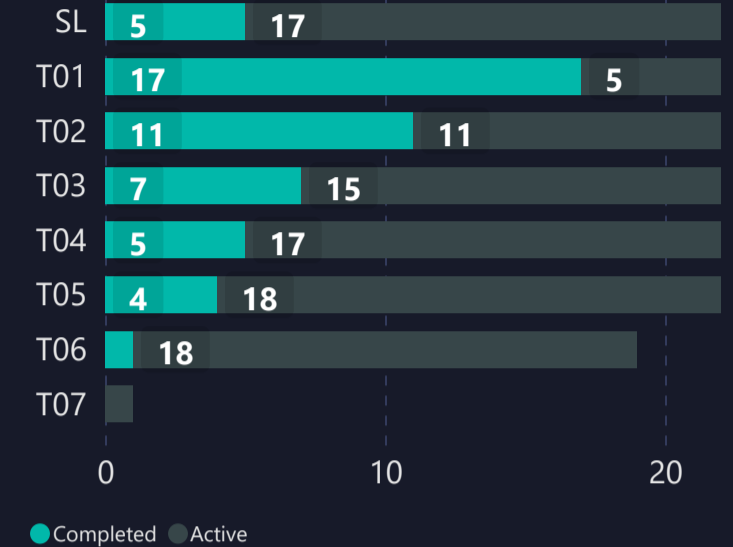
### AVERAGE DAYS TO HIT TARGETS



### AVERAGE PROFIT PER TARGET



### INDIVIDUAL TARGETS STATUS



# 2) TARGET DURATION vs PROFIT/LOSS SCATTER CHART

Targets ● SL ● T01 ● T02 ● T03 ● T04 ● T05 ● T06

