


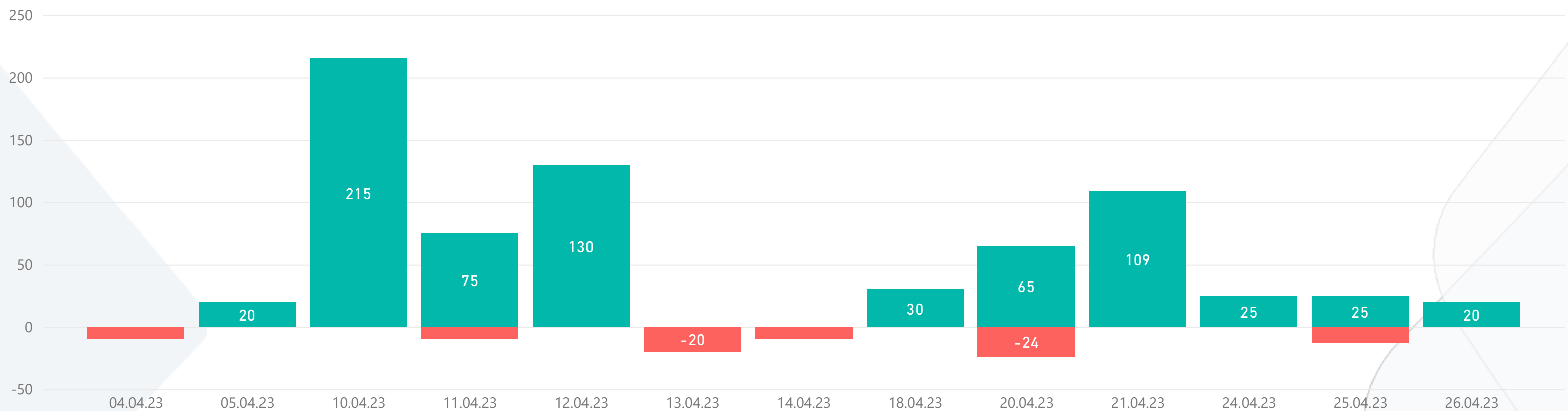
# ALTFX REPORT 2024 APRIL

~TOTAL PIPS~  
627



## 1) WIN & LOSS CHART

Win/Loss ● Loss ● Win



## 2) TOP WIN & LOSS TRADES

Date	Pair	Buy Rate	Sell Rate	+ Pips	Dur. (hours)
10.04.2023	XAU/USD	2000.0000	1981.50	185	1,9
12.04.2023	XAU/USD	2003.0000	2016.00	130	4,5
21.04.2023	GBP/JPY	165.800	166.89000	109	7,3
11.04.2023	XAU/USD	1999.0000	2006.50	75	1,3
20.04.2023	XAU/USD	1998.5000	2005.00	65	0,7

Date	Pair	Buy Rate	Sell Rate	- Pips	Dur. (hours)
20.04.2023	XAU/USD	2004.3700	2003.00	-14	0,5
25.04.2023	XAU/USD	1990.3000	1989.00	-13	0,2
13.04.2023	GBP/CAD	1.6780	1.67900	-10	10,5
4.04.2023	XAU/USD	1981.0000	1980.00	-10	1,9
20.04.2023	XAU/USD	1996.0000	1995.00	-10	2,1

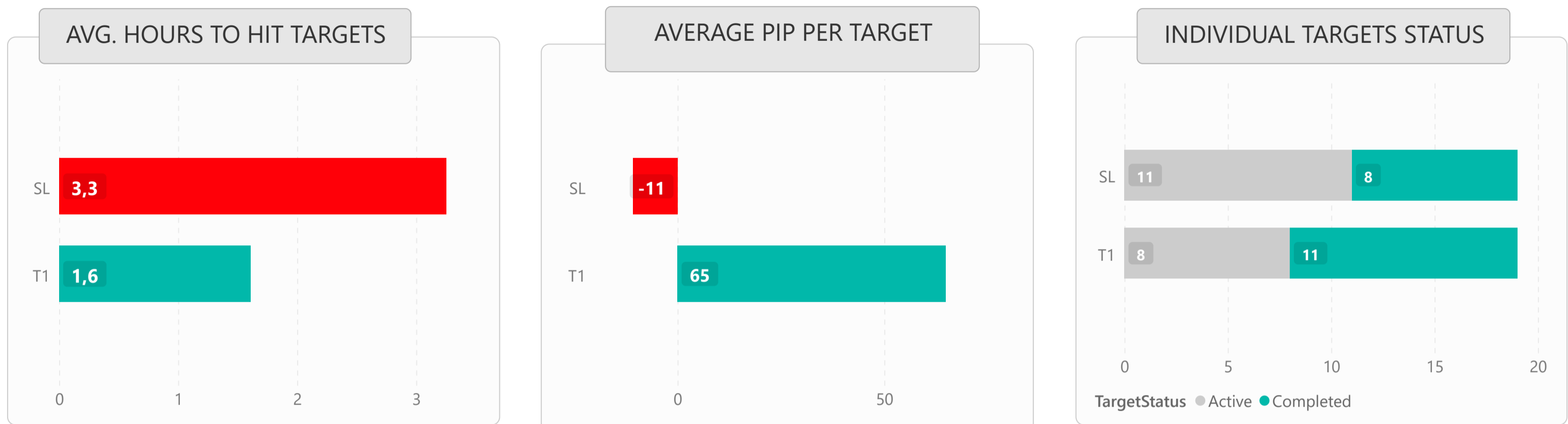


# LIST OF ALL TRADES

Signal Date	Pair	Long/Short	Buy Rate	T1 Rate	T2 Rate	Stoploss Rate	Pips	Dur. (Hours)
4.04.2023	XAU/USD	Long	1981.0000	2000.0000		1980.0000	-10	1,9
5.04.2023	XAU/USD	Long	2022.0000	2024.0000		2021.0000	20	0,5
10.04.2023	XAU/USD	Short	2000.0000	1981.5000		2002.0000	185	1,9
10.04.2023	XAU/USD	Long	1988.0000	1991.0000		1987.0000	30	0,6
11.04.2023	XAU/USD	Long	1999.0000	2070.0000		1998.0000	-10	0,2
11.04.2023	XAU/USD	Long	1999.0000	2006.5000		1998.0000	75	1,3
12.04.2023	XAU/USD	Long	2003.0000	2016.0000		2001.0000	130	4,5
12.04.2023	XAU/USD	Short	2014.0000	2009.0000		2015.0000	-10	10,6
12.04.2023	GBP/CAD	Short	1.6780	1.6718		1.6790	-10	10,5
14.04.2023	XAU/USD	Short	2034.0000	2021.0000		2035.0000	-10	0,2
18.04.2023	XAU/USD	Long	2001.0000	2004.0000		2000.0000	30	0,2
20.04.2023	XAU/USD	Long	1996.0000	2007.0000		1995.0000	-10	2,1
20.04.2023	XAU/USD	Long	1998.5000	2005.0000		1997.5000	65	0,7
20.04.2023	XAU/USD	Long	2004.3700	2025.0000		2003.0000	-14	0,5
21.04.2023	GBP/JPY	Long	165.800	166.890		165.700	109	7,3
24.04.2023	XAU/USD	Long	1985.0000	1987.5000		1984.0000	25	0,2
25.04.2023	XAU/USD	Short	1990.5000	1988.0000		1992.0000	25	0,3
25.04.2023	XAU/USD	Long	1990.3000	2011.0000		1989.0000	-13	0,2
26.04.2023	XAU/USD	Long	1999.0000	2001.0000		1998.0000	20	0,2



# 1) DETAILED STATS OF TARGETS (T1, T2, T3 etc.)



# 2) TARGET DURATION vs PROFIT/LOSS SCATTER CHART

