



t.me/altsignals

ALTSIGNALS BINANCE FUTURES REPORT 2023 MARCH



Success Rate



Completed Trades

16 # of Signals
%1241 Total Profit

Win Trades

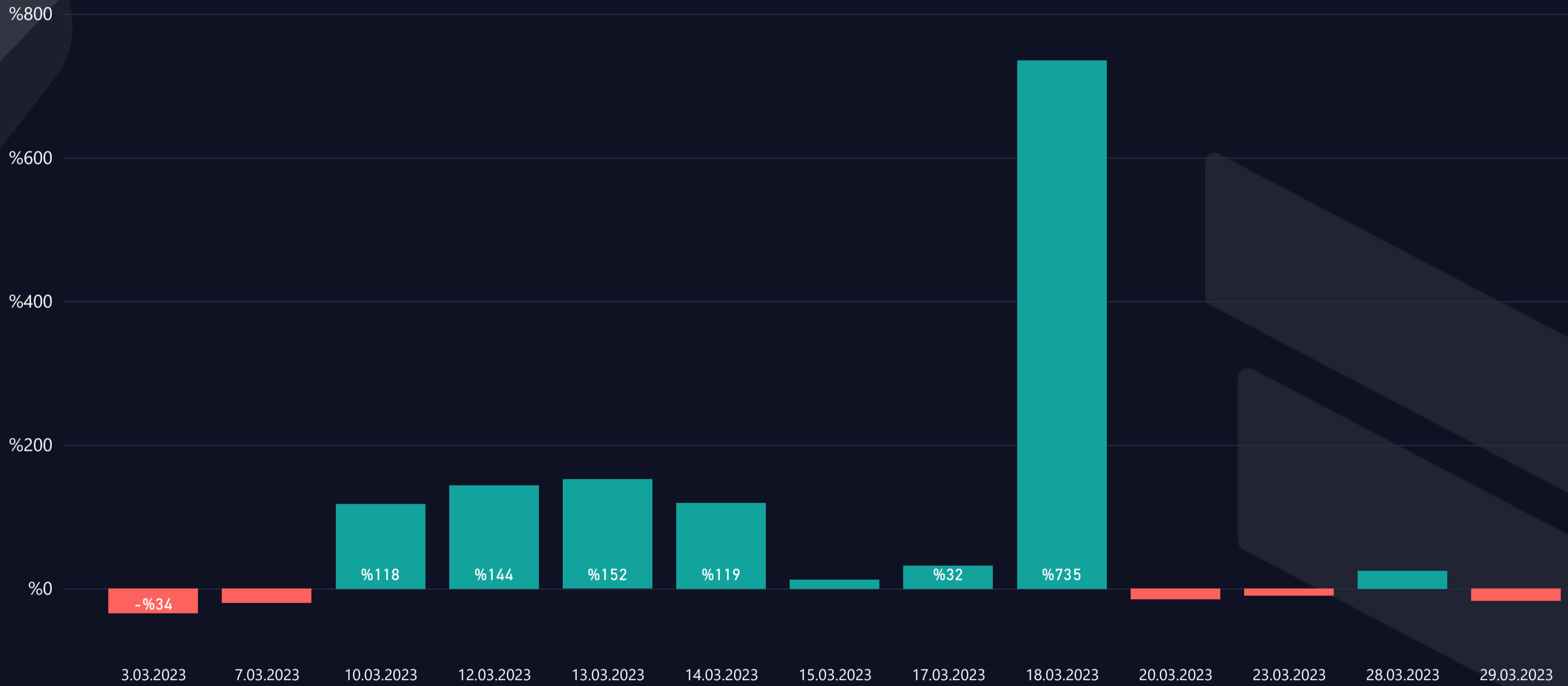
11 # of Trades
%1337 Win Profit

Loss Trades

5 # of Trades
-%96 Loss Rate

WIN & LOSS CHART

Win/Loss ● Loss ● Win



TOP WIN & LOSS TRADES

Realization Date	Pair	Final Profit	Duration (hours)	Final Target
18.03.2023	ARPA/USDT	%729,7	92,96	T05
13.03.2023	LQTY/USDT	%146,6	9,70	T03
12.03.2023	XRP/USDT	%143,9	61,82	T04
10.03.2023	BNB/USDT	%117,6	17,11	T03
14.03.2023	ONE/USDT	%100,5	3,11	T03

Realization Date	Pair	Total Loss	Duration (hours)
3.03.2023	ETC/USDT	-%34,2	34,00
7.03.2023	VET/USDT	-%20,0	49,82
29.03.2023	AVAX/USDT	-%17,0	41,57
20.03.2023	DOGE/USDT	-%15,0	63,55
23.03.2023	NEAR/USDT	-%10,0	21,37

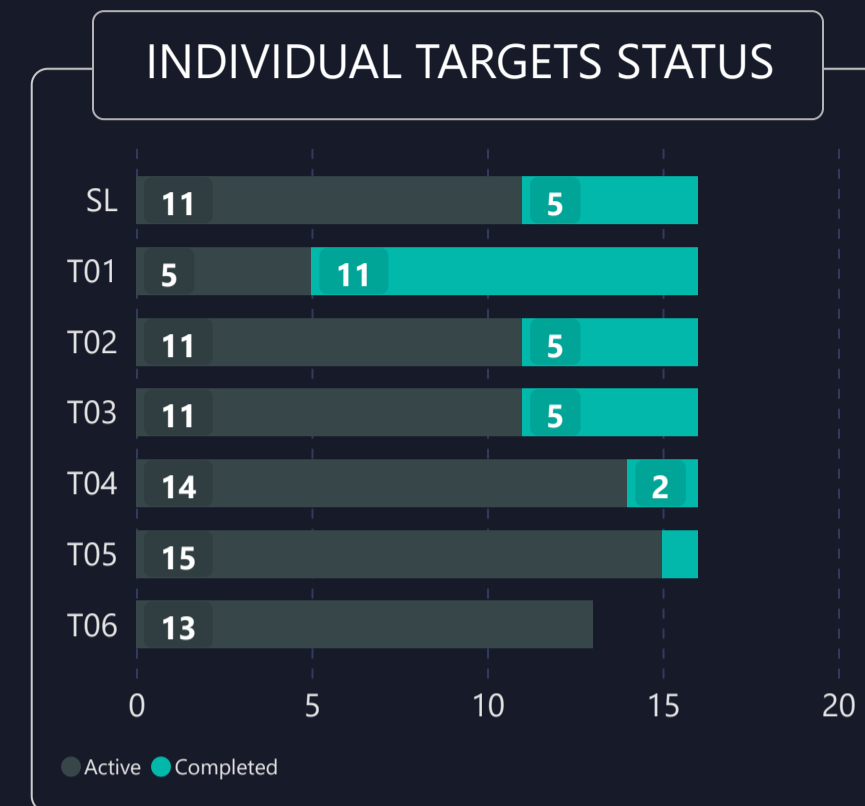
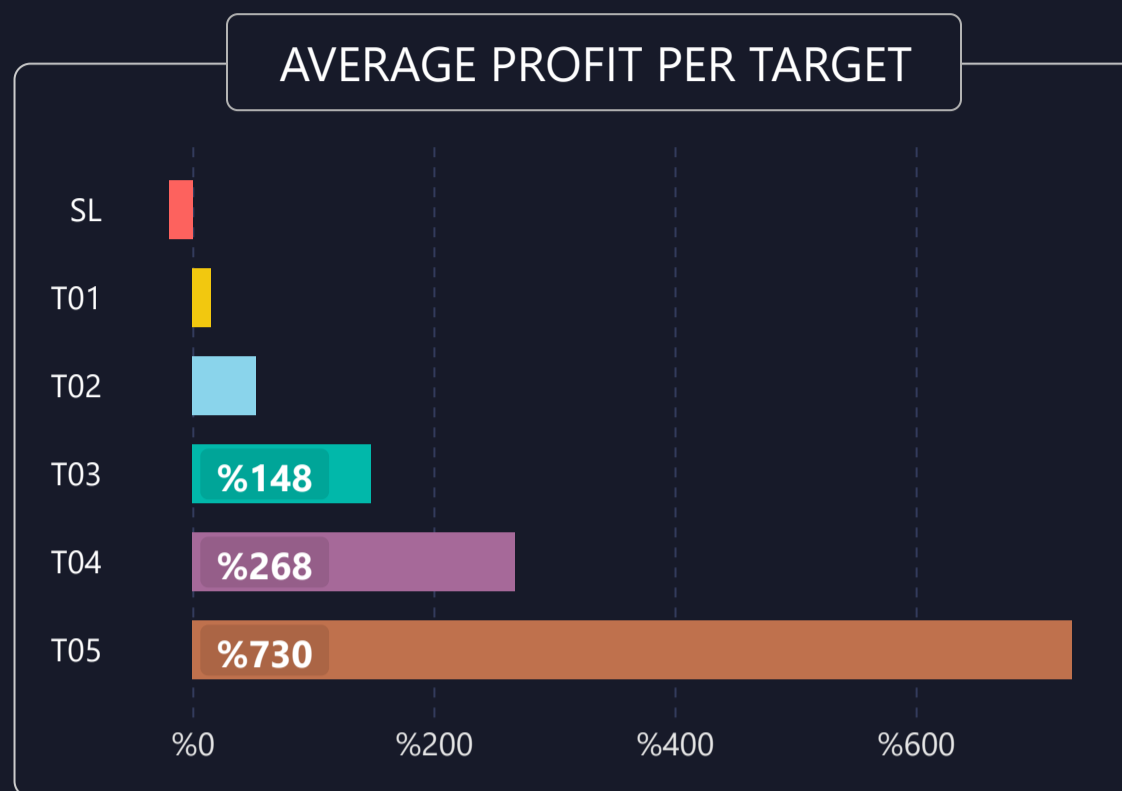
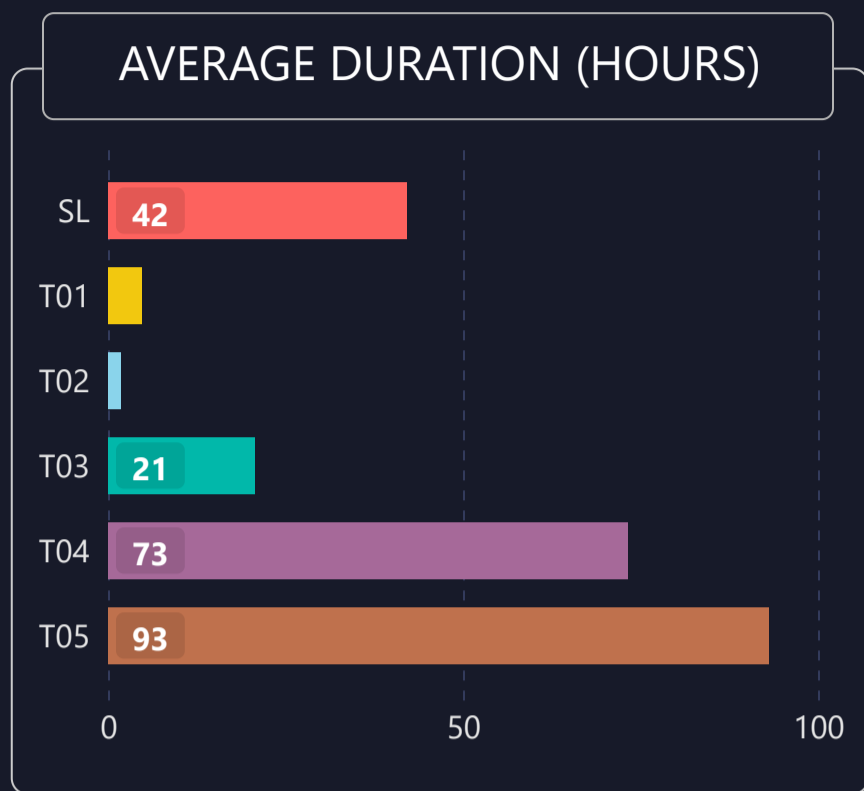


LIST OF ALL TRADES

Signal Date	Pair	Lev.	Buy Rate	Target 1	Target 2	Target 3	Target 4	Target 5	Target 6	Target 7	Target 8	Stop Loss	Man. Close	Dur. (hours)	Final P/L
1.03.2023	ETC/USDT	5	20.6400	22.0000	25.0000	27.0000	30.0000					19.23000		34,00	-%34,2 ▼
5.03.2023	VET/USDT	5	0.0248	0.0253	0.0269	0.0316						0.02382		49,82	-%20,0 ▼
9.03.2023	BNB/USDT	13	284.0000	278.6000	276.1800	267.3000	240.0000	220.0000	200.0000			333.00000		6,58	%117,6 ▲
9.03.2023	XRP/USDT	13	0.3865	0.3796	0.3738	0.3669	0.3587	0.3333				0.41620		16,55	%143,9 ▲
13.03.2023	ONE/USDT	3	0.0190	0.0194	0.0209	0.0279						0.01465		3,36	%5,5 ▲
13.03.2023	LQTY/USDT	5	2.3200	2.3500	2.5000	3.0000						1.93220		3,81	%146,6 ▲
14.03.2023	SOL/USDT	10	21.5000	21.9000	25.0000	30.0000						18.40000		0,42	%18,6 ▲
14.03.2023	ONE/USDT	10	0.0194	0.0200	0.0207	0.0214	0.0400					0.01465		1,79	%100,5 ▲
14.03.2023	ARPA/USDT	10	0.0370	0.0377	0.0384	0.0472	0.0515	0.0640	0.0800			0.32700		50,29	%729,7 ▲
15.03.2023	GMT/USDT	10	0.4000	0.3950	0.3592	0.2955						0.44330		13,92	%12,5 ▲
16.03.2023	LQTY/USDT	10	2.8000	2.8900	3.3000							2.48000		23,58	%32,1 ▲
18.03.2023	DOGE/USDT	2	0.0781	0.0799	0.0899	0.1400						0.07224		63,55	-%15,0 ▼
18.03.2023	MANA/USDT	2	0.6490	0.6677	0.6959	0.8509						0.53180		2,43	%5,8 ▲
22.03.2023	NEAR/USDT	2	1.9750	1.8630	1.5000							2.07375		21,37	-%10,0 ▼
27.03.2023	AVAX/USDT	2	16.1000	15.8000	15.0000	13.0000						17.46850		41,57	-%17,0 ▼
27.03.2023	BNB/USDT	20	311.0000	307.1600	286.0000	250.0000						362.00000		6,06	%24,7 ▲



1) DETAILED STATS OF TARGETS (T1, T2, T3 etc.)



2) TARGET DURATION vs PROFIT/LOSS SCATTER CHART

Targets ● SL ● T01 ● T02 ● T03 ● T04 ● T05

