

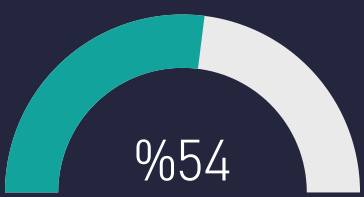


t.me/altsignals

ALTSIGNALS BINANCE HIGH LEV. VIP REPORT 2023 MARCH

TOTAL PROFIT
%3608

Success Rate



Completed Trades

63 # of Signals
%3608 Total Profit

Win Trades

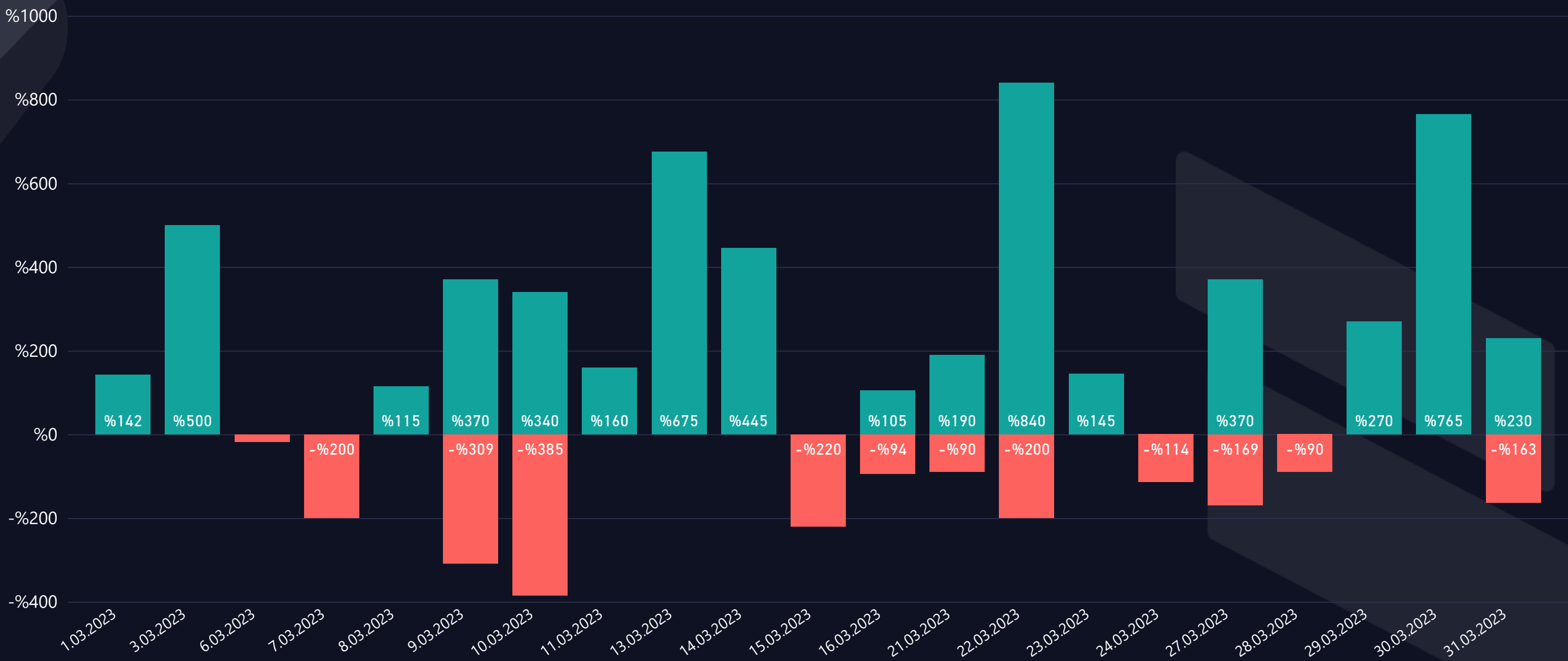
34 # of Trades
%5662 Win Profit

Loss Trades

29 # of Trades
-%2053 Loss Rate

WIN & LOSS CHART

Win/Loss ● Loss ● Win



TOP WIN & LOSS TRADES

Realization Date	Pair	Final Profit	Duration (hours)	Final Target
10.03.2023	ETH/USDT	%340,0	2,36	T03
14.03.2023	ETH/USDT	%340,0	23,24	T03
29.03.2023	DOT/USDT	%269,6	18,64	T02
9.03.2023	BTC/USDT	%260,0	3,30	T03
27.03.2023	BTC/USDT	%260,0	78,63	T03

Realization Date	Pair	Total Loss	Duration (hours)
27.03.2023	DOT/USDT	-%105,3	0,93
9.03.2023	ETH/USDT	-%105,0	4,18
31.03.2023	DOT/USDT	-%104,6	9,20
15.03.2023	SOL/USDT	-%100,1	4,99
10.03.2023	SOL/USDT	-%100,0	2,46

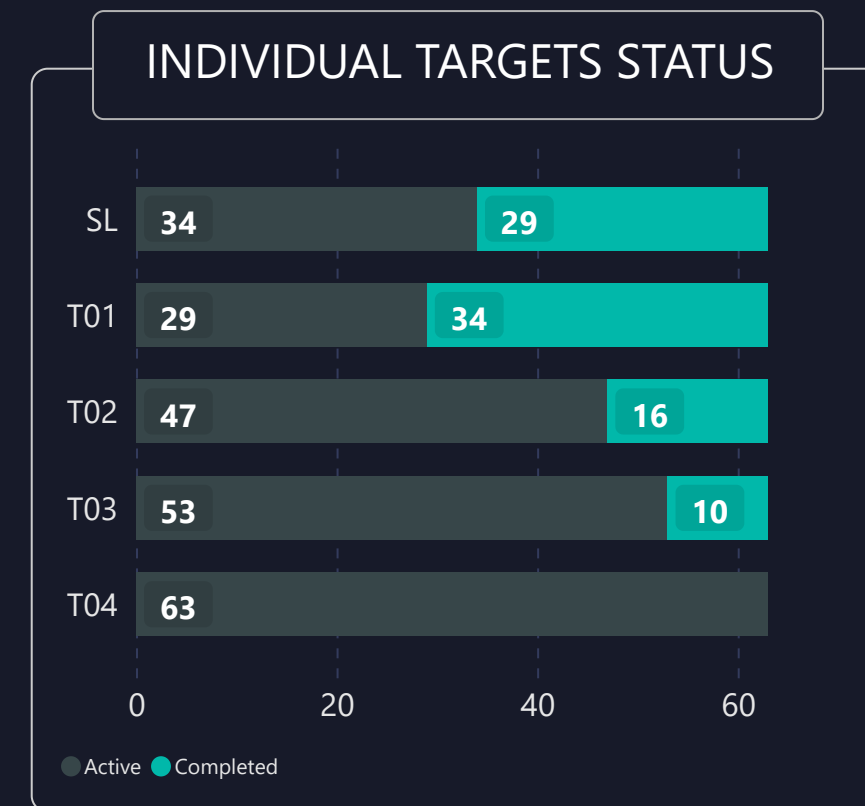
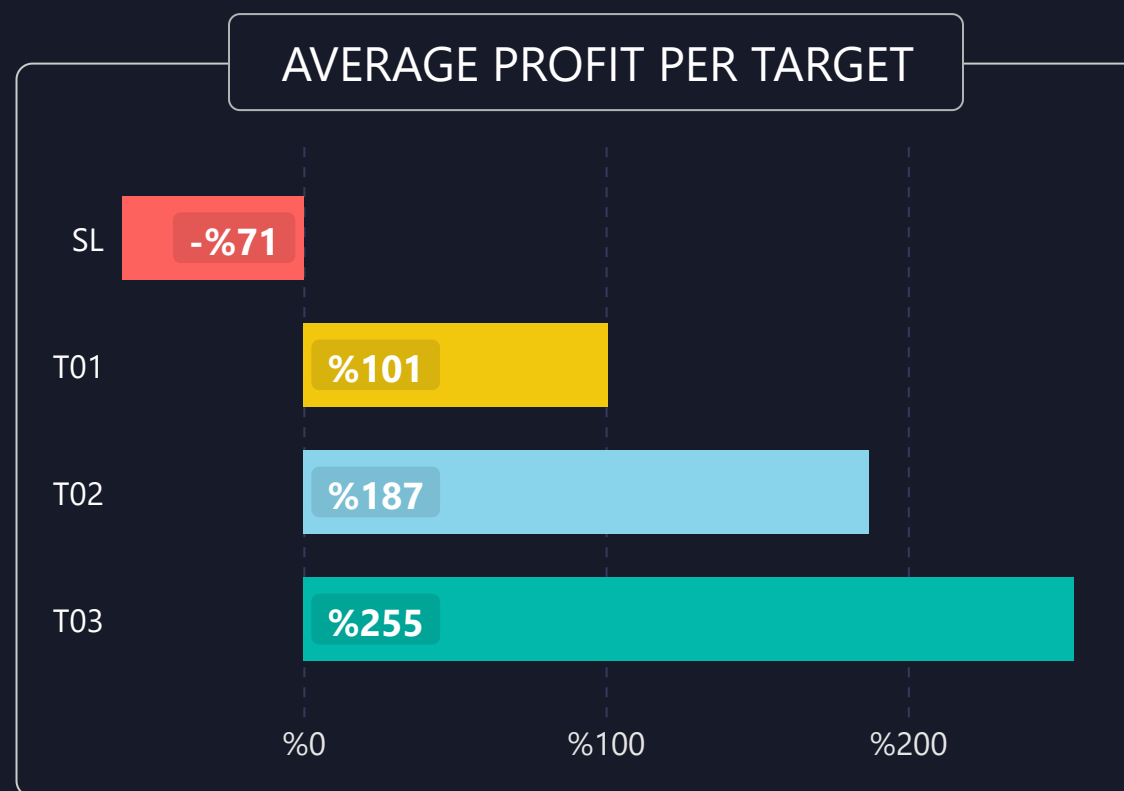
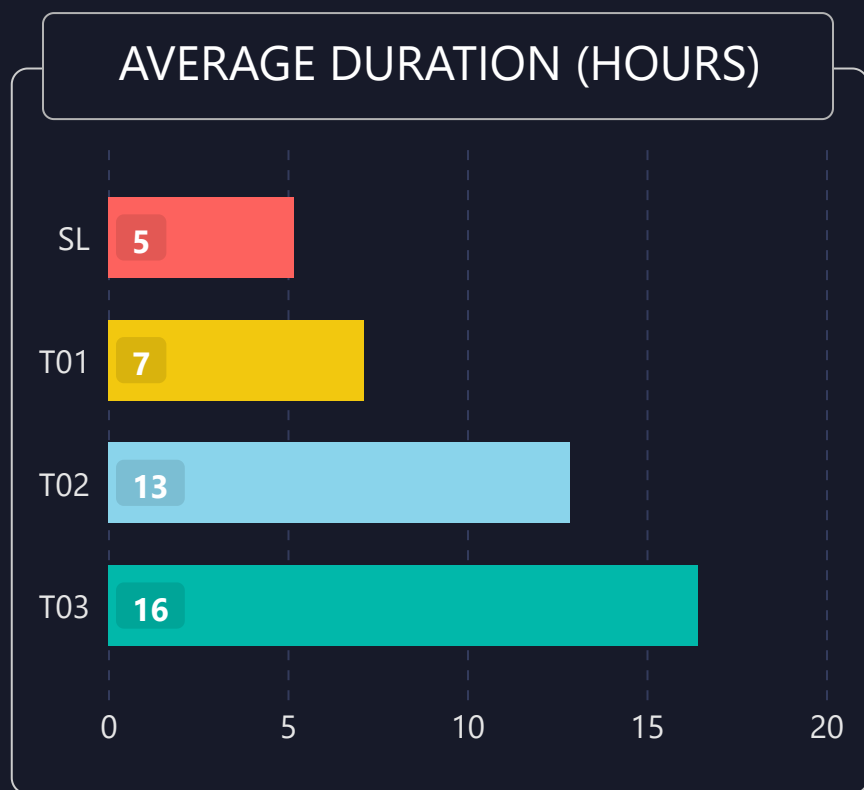


LIST OF ALL TRADES

Signal Date	Pair	Lev.	Buy Rate	Target 1	Target 2	Target 3	Stop Loss	Man. Close	Dur. (hours)	Final P/L
1.03.2023	ETH/USDT	50	1630.7700	1654.0000	1710.6800	1741.6600	1596.52000		3,90	%71,2 ▲
1.03.2023	BTC/USDT	50	23406.5000	23740.0000	24342.8000	24623.6000	22938.40000		3,94	%71,2 ▲
2.03.2023	ETH/USDT	50	1647.2300	1610.9900	1566.5200	1535.2200	1681.82000		23,80	%245,0 ▲
2.03.2023	SOL/USDT	50	21.9060	21.5560	21.1390	20.7890	22.34400		22,31	%255,0 ▲
6.03.2023	BTC/USDT	50	22363.0000	21848.7000	21468.5000	21200.1000	22474.60000		6,17	-%25,0 ▼
6.03.2023	ETH/USDT	50	1567.8200	1602.3100	1644.6400	1674.4300	1560.49000		7,33	-%23,4 ▼
6.03.2023	BTC/USDT	50	22444.5000	22960.7000	23342.3000	23611.6000	22363.00000		4,67	-%18,2 ▼
7.03.2023	AVAX/USDT	50	16.6830	17.1670	17.9340	18.0680	16.38300		0,80	-%89,9 ▼
7.03.2023	ETH/USDT	50	1560.4600	1526.1300	1484.0000	1454.3500	1570.75000		4,50	-%33,0 ▼
7.03.2023	BTC/USDT	50	22474.6000	22991.5000	23373.6000	23643.3000	22388.30000		6,17	-%19,2 ▼
7.03.2023	ETH/USDT	50	1570.7500	1605.3100	1647.7200	1677.5600	1567.87000		6,67	-%9,2 ▼
7.03.2023	ETH/USDT	50	1567.8700	1533.3800	1491.0400	1461.2500	1600.80000		38,99	%110,0 ▲
7.03.2023	BTC/USDT	50	22388.3000	21873.4000	21492.8000	21224.1000	22836.10000		21,52	%115,0 ▲
8.03.2023	BTC/USDT	50	22161.0000	22670.7000	23047.4000	23313.4000	21717.80000		7,28	-%100,0 ▼
9.03.2023	ETH/USDT	50	1544.4800	1578.4600	1620.1600	1649.5000	1512.05000		4,18	-%105,0 ▼
9.03.2023	BTC/USDT	50	21810.6000	22312.2000	22683.0000	22944.8000	21374.40000		2,72	-%100,0 ▼
9.03.2023	BTC/USDT	50	21792.7000	21291.5000	20921.0000	20659.5000	21810.60000		15,33	-%4,1 ▼
9.03.2023	BTC/USDT	50	21438.0000	20944.9000	20580.5000	20323.2000	21866.80000		2,42	%260,0 ▲
9.03.2023	ETH/USDT	50	1507.1400	1473.9800	1433.2900	1404.6500	1538.79000		2,07	%340,0 ▲
10.03.2023	BTC/USDT	50	20238.3000	20703.8000	21047.8000	21290.7000	19833.50000		0,87	-%100,0 ▼
10.03.2023	SOL/USDT	50	17.8000	18.0850	18.4230	18.7080	17.44400		2,46	-%100,0 ▼
10.03.2023	SOL/USDT	50	17.0020	16.7300	16.4070	16.1350	17.34200		0,10	-%100,0 ▼
10.03.2023	DOT/USDT	50	5.5060	5.6050	5.7810	5.8860	5.41200		0,89	-%85,4 ▼
11.03.2023	APE/USDT	50	3.8840	3.8450	3.8020	3.7600	3.95800		0,23	%159,6 ▲
13.03.2023	APE/USDT	50	4.4660	4.5110	4.5600	4.6090	4.38100		0,26	%160,1 ▲
13.03.2023	SOL/USDT	50	19.8370	20.1540	20.5310	20.8490	19.44000		0,63	%255,1 ▲
13.03.2023	BTC/USDT	50	22907.7000	23434.6000	23824.0000	24098.9000	22449.50000		0,70	%260,0 ▲
13.03.2023	ETH/USDT	50	1601.3200	1636.5500	1679.7800	1710.2100	1567.69000		8,70	%340,0 ▲
14.03.2023	APE/USDT	50	4.5380	4.5830	4.6330	4.6830	4.45200		0,21	%104,7 ▲
15.03.2023	SOL/USDT	50	21.1780	21.5170	21.9190	22.2580	20.75400		4,99	-%100,1 ▼
15.03.2023	BTC/USDT	50	25103.3000	25680.7000	26107.4000	26408.7000	24601.20000		1,37	-%100,0 ▼
15.03.2023	SOL/USDT	50	20.4360	20.1090	19.7210	19.3940	20.51774		0,85	-%20,0 ▼
16.03.2023	APE/USDT	50	4.0760	4.0350	3.9900	3.9460	4.15300		0,84	-%94,5 ▼
16.03.2023	APE/USDT	50	4.2700	4.3130	4.3600	4.4070	4.18900		0,28	%105,4 ▲
21.03.2023	AVAX/USDT	50	17.3190	17.8210	18.6180	18.7560	17.00700		4,88	-%90,1 ▼
21.03.2023	SOL/USDT	50	22.5730	22.9340	23.3630	23.7240	22.12200		0,24	%80,0 ▲
21.03.2023	ETH/USDT	50	1754.3900	1792.9900	1840.3600	1873.6900	1717.55000		2,43	%110,0 ▲
21.03.2023	BTC/USDT	50	28013.5000	28657.8000	29134.0000	29470.2000	27453.20000		28,59	%115,0 ▲
22.03.2023	SOL/USDT	50	22.0400	21.6870	21.2690	20.9160	22.48100		4,63	-%100,0 ▼
22.03.2023	SOL/USDT	50	23.0500	23.4190	23.8570	24.2260	22.58900		0,54	-%100,0 ▼
22.03.2023	DOT/USDT	50	6.3310	6.4450	6.6480	6.7680	6.22300		0,38	%90,0 ▲
22.03.2023	DOT/USDT	50	6.0380	5.9290	5.7360	5.6210	6.14100		0,15	%90,3 ▲
22.03.2023	ETH/USDT	50	1763.6900	1724.8900	1677.2700	1643.7600	1800.73000		1,10	%110,0 ▲
22.03.2023	BTC/USDT	50	27396.2000	26766.1000	26300.4000	25971.6000	27944.10000		0,65	%115,0 ▲
22.03.2023	AVAX/USDT	50	16.8600	16.3710	15.5960	15.4610	17.16300		0,61	%145,0 ▲
22.03.2023	SOL/USDT	50	21.9650	21.6140	21.1960	20.8450	22.40400		0,61	%175,1 ▲
23.03.2023	BTC/USDT	50	28191.3000	28839.7000	29319.0000	29657.2000	28028.40000		17,50	-%28,9 ▼
23.03.2023	AVAX/USDT	50	17.2540	17.7540	18.5480	18.6860	16.94300		6,45	%144,9 ▲
24.03.2023	DOT/USDT	50	6.0520	5.9430	5.7490	5.6340	6.15500		0,48	-%85,1 ▼
24.03.2023	BTC/USDT	50	28028.4000	27383.7000	26907.3000	26570.9000	28589.00000		53,37	%260,0 ▲
27.03.2023	DOT/USDT	50	5.7480	5.6100	5.4380	5.4030	5.86900		0,93	-%105,3 ▼
27.03.2023	AVAX/USDT	50	16.4100	15.9340	15.1790	15.0480	16.70500		27,80	-%89,9 ▼
27.03.2023	ETH/USDT	50	1765.8500	1804.7000	1852.3800	1885.9300	1743.21000		3,17	-%64,1 ▼
27.03.2023	ETH/USDT	50	1743.2100	1704.8600	1657.7900	1624.6700	1779.82000		0,77	%110,0 ▲
28.03.2023	ETH/USDT	50	1744.5300	1782.9100	1830.0100	1863.1600	1707.89000		23,44	%245,0 ▲
28.03.2023	BTC/USDT	50	27268.2000	27895.4000	28358.9000	28686.1000	26722.80000		18,84	%260,0 ▲
28.03.2023	DOT/USDT	50	5.9530	6.0960	6.2740	6.3100	5.82800		12,43	%269,6 ▲
29.03.2023	AVAX/USDT	50	16.9820	17.4740	18.2560	18.3920	16.67600		21,20	%144,9 ▲
30.03.2023	DOT/USDT	50	6.0710	5.9250	5.7430	5.7070	6.19800		9,20	-%104,6 ▼
30.03.2023	BTC/USDT	50	28341.6000	27689.7000	27207.9000	26867.8000	28908.40000		2,68	%115,0 ▲
31.03.2023	ETH/USDT	50	1783.5800	1744.3400	1696.1800	1662.3000	1804.55000		2,17	-%58,8 ▼
31.03.2023	ETH/USDT	50	1804.5400	1844.2400	1892.9600	1927.2500	1766.64000		13,39	%110,0 ▲
31.03.2023	DOT/USDT	50	6.2280	6.3770	6.5640	6.6020	6.09700		14,61	%119,6 ▲



1) DETAILED STATS OF TARGETS (T1, T2, T3 etc.)



2) TARGET DURATION vs PROFIT/LOSS SCATTER CHART

