



t.me/altsignals

ALTSIGNALS BINANCE FUTURES REPORT 2023 FEBRUARY



Success Rate



Completed Trades

10 # of Signals
%2163 Total Profit

Win Trades

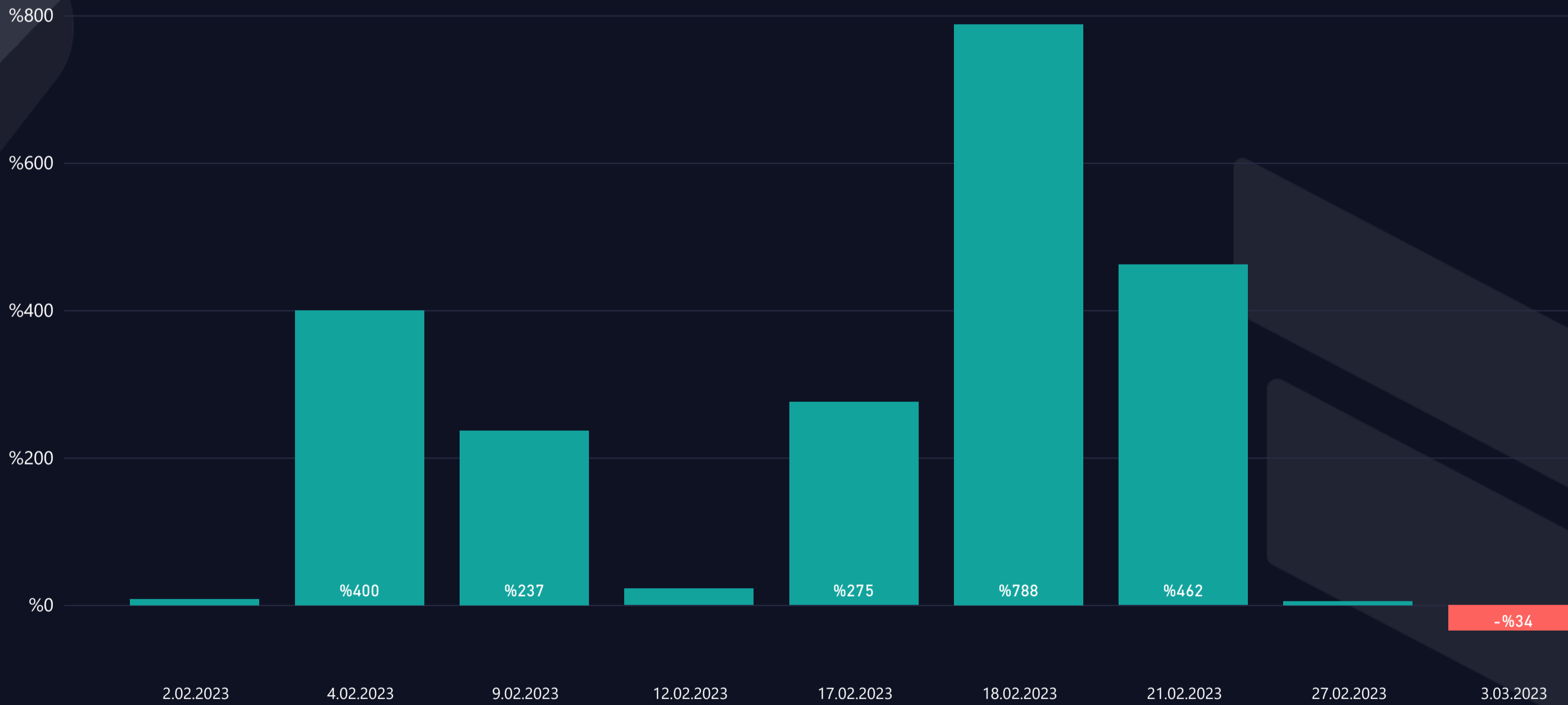
9 # of Trades
%2197 Win Profit

Loss Trades

1 # of Trades
-%34 Loss Rate

WIN & LOSS CHART

Win/Loss ● Loss ● Win



TOP WIN & LOSS TRADES

Realization Date	Pair	Final Profit	Duration (hours)	Final Target
18.02.2023	GTC/USDT	%536,4	716,83	T08
21.02.2023	LIT/USDT	%461,7	152,69	T05
4.02.2023	ONE/USDT	%400,0	69,52	T03
17.02.2023	LTC/USDT	%275,4	511,65	T05
18.02.2023	GTC/USDT	%251,4	82,60	T05

Realization Date	Pair	Total Loss	Duration (hours)
3.03.2023	ETC/USDT	-%34,2	34,00



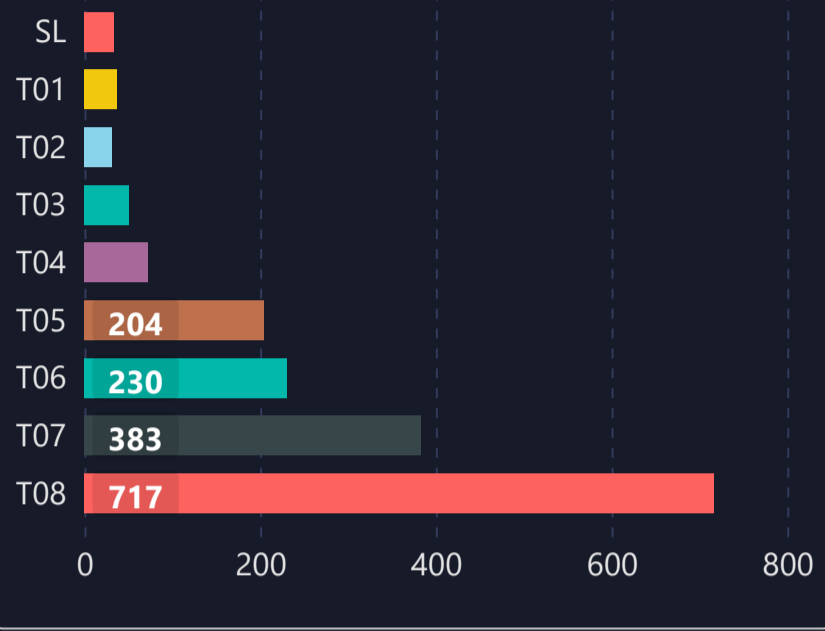
LIST OF ALL TRADES

Signal Date	Pair	Lev.	Buy Rate	Target 1	Target 2	Target 3	Target 4	Target 5	Target 6	Target 7	Target 8	Stop Loss	Man. Close	Dur. (hours)	Final P/L
19.01.2023	GTC/USDT	10	1.4700	1.5170	1.5500	1.5850	1.6820	1.7500	1.9200	2.0560	2.3000	2.30000		187,72	%536,4 ▲
26.01.2023	LTC/USDT	6	89.6000	91.0000	94.0000	97.5000	99.6400	101.9400	130.0000			81.29000		199,88	%275,4 ▲
2.02.2023	KAVA/USDT	4	1.0260	1.0470	1.1430	1.6000						0.87200		3,41	%8,2 ▲
2.02.2023	ONE/USDT	5	0.0241	0.0247	0.0283	0.0289	0.0333					0.02000		37,25	%400,0 ▲
7.02.2023	LDO/USDT	8	2.2891	2.3519	2.4493	2.5433	2.8305	3.5000				1.66440		15,64	%236,5 ▲
9.02.2023	LIT/USDT	2	1.2460	1.2840	1.3850	2.6600						0.92400		60,21	%22,3 ▲
14.02.2023	LIT/USDT	8	1.1630	1.1930	1.2170	1.2700	1.3970	1.7000	2.6600			0.92400		47,34	%461,7 ▲
15.02.2023	GTC/USDT	7	1.8380	1.8780	1.9600	2.0170	2.1380	2.3000				1.60000		32,54	%251,4 ▲
20.02.2023	DYDX/USDT	2	2.9110	2.9900	3.1160	3.6730	4.2000					2.26400		171,78	%5,4 ▲
1.03.2023	ETC/USDT	5	20.6400	22.0000	25.0000	27.0000	30.0000					19.23000		34,00	-%34,2 ▼

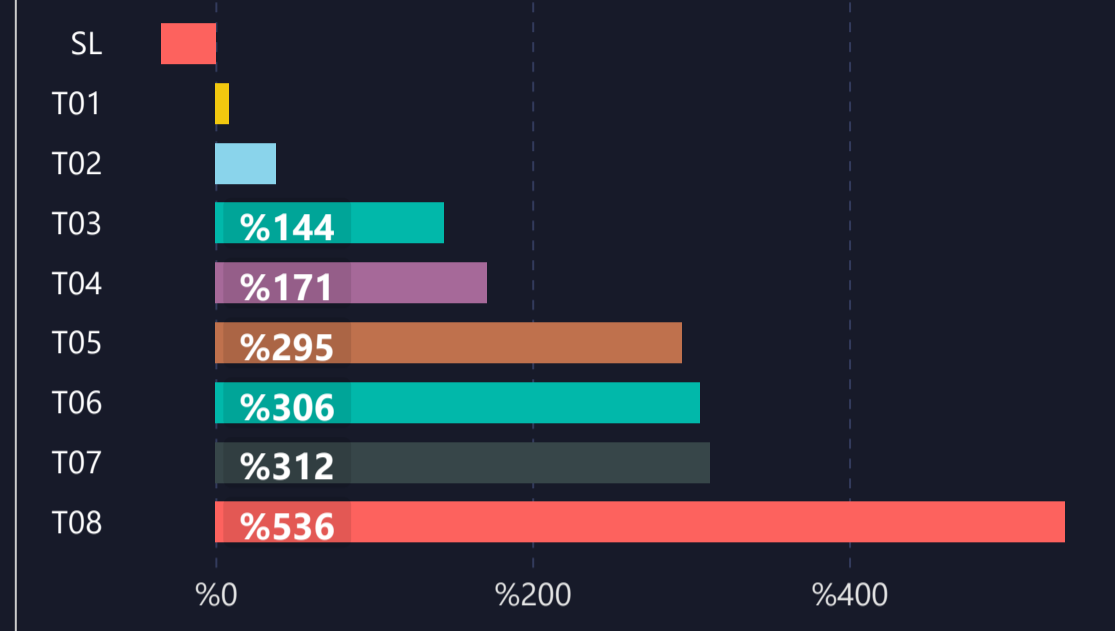


1) DETAILED STATS OF TARGETS (T1, T2, T3 etc.)

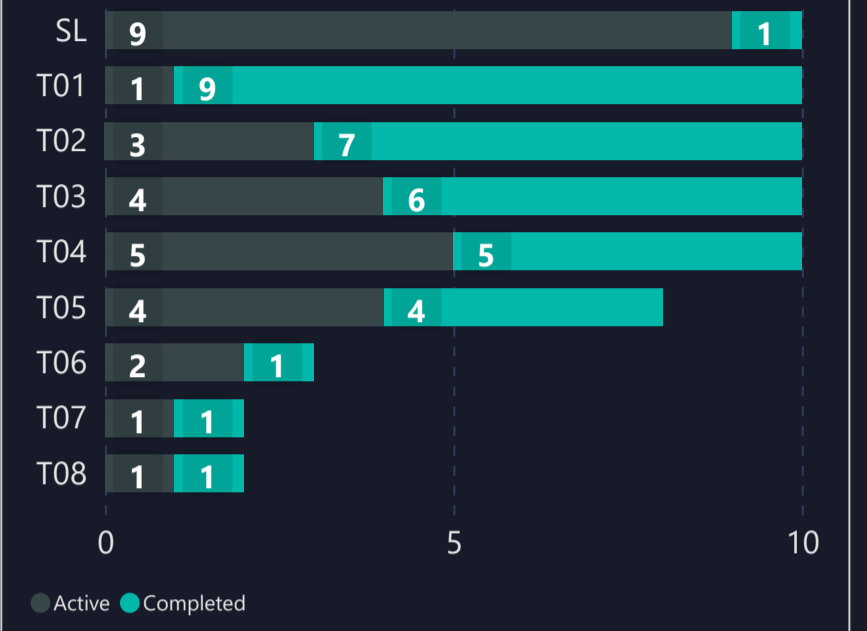
AVERAGE DURATION (HOURS)



AVERAGE PROFIT PER TARGET



INDIVIDUAL TARGETS STATUS



2) TARGET DURATION vs PROFIT/LOSS SCATTER CHART

Targets ● SL ● T01 ● T02 ● T03 ● T04 ● T05 ● T06 ● T07 ● T08

