

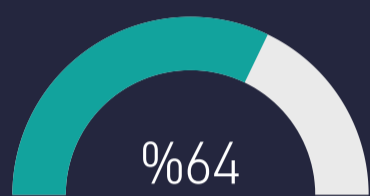


t.me/altsignals

ALTSIGNALS BINANCE SPOT VIP REPORT 2023 FEBRUARY



Success Rate



Completed Trades

14 # of Signals
%108 Total Profit

Win Trades

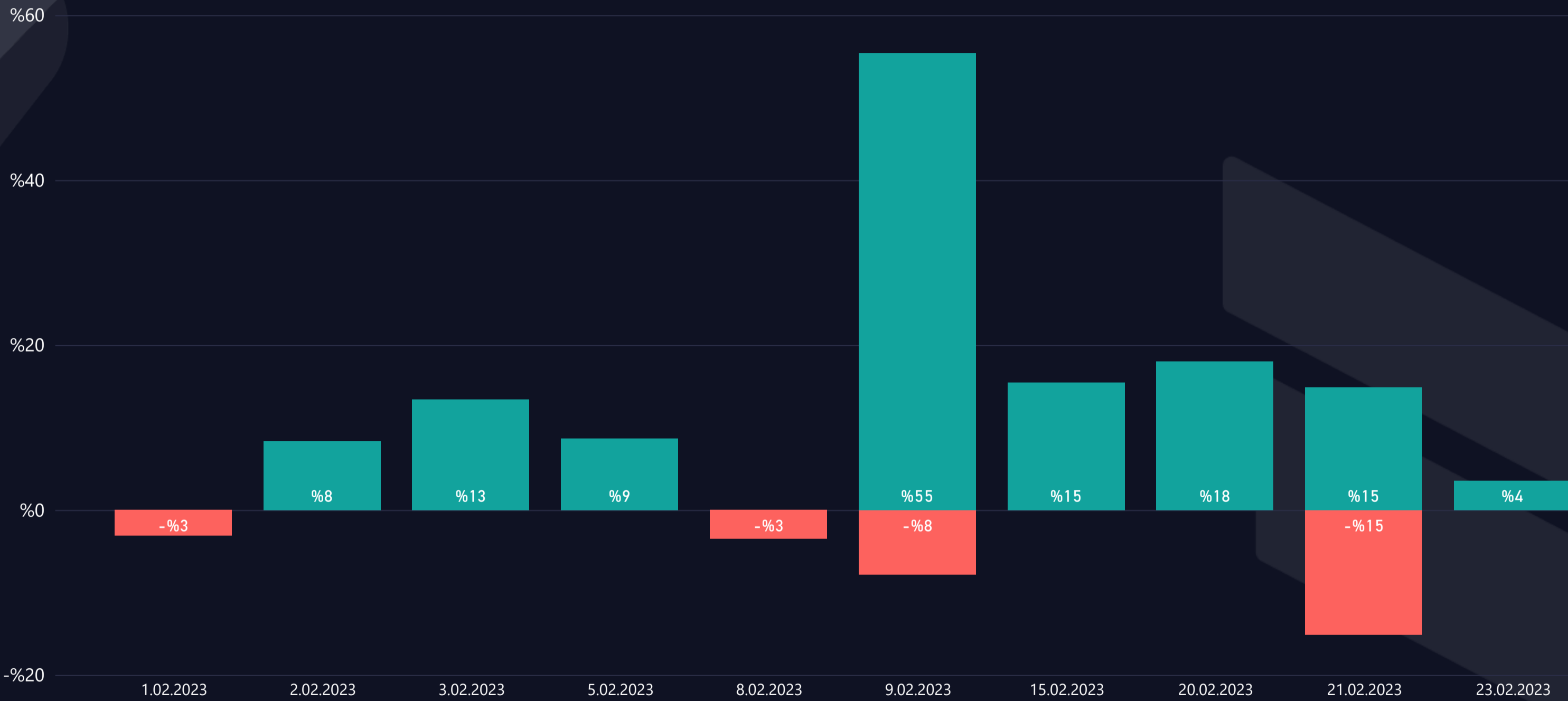
9 # of Trades
%138 Win Profit

Loss Trades

5 # of Trades
-%30 Loss Rate

WIN & LOSS CHART

Win/Loss ● Loss ● Win



TOP WIN & LOSS TRADES

Realization Date	Pair	Final Profit	Duration (days)	Final Target
9.02.2023	NULS/USDT	%55,4	71,41	T05
20.02.2023	APE/USDT	%18,0	8,73	T04
15.02.2023	KSM/USDT	%15,5	1,97	T03
3.02.2023	CAKE/USDT	%13,4	8,31	T04
21.02.2023	ALGO/USDT	%10,7	3,33	T02

Realization Date	Pair	Total Loss	Duration (days)
21.02.2023	LEVER/USDT	-%12,9	0,79
9.02.2023	SXP/USDT	-%7,8	4,36
8.02.2023	THETA/USDT	-%3,5	0,32
1.02.2023	NEAR/USDT	-%3,1	1,43
21.02.2023	ADA/USDT	-%2,2	0,84



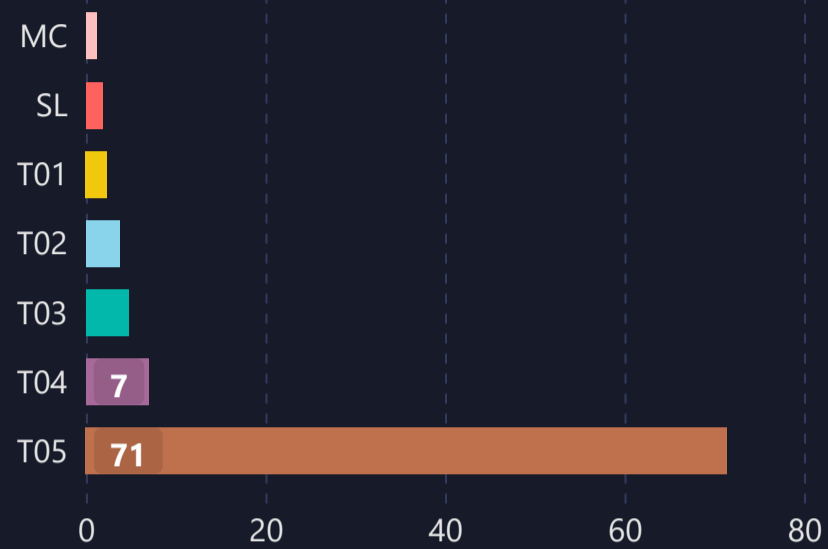
LIST OF ALL TRADES

Signal Date	Pair	Lev.	Buy Rate	Target 1	Target 2	Target 3	Target 4	Target 5	Stop Loss	Man. Close	Dur. (Days)	Final P/L
29.11.2022	NULS/USDT	1	0.1870	0.2005	0.2105	0.2305	0.2505	0.2906	0.17500		20,72	%55,4 ▲
20.01.2023	LTC/USDT	1	84.0000	91.0000	100.0000	110.0000	130.0000		70.00000		12,53	%8,3 ▲
26.01.2023	CAKE/USDT	1	3.8800	4.0800	4.1800	4.2800	4.4000		3.79000		4,87	%13,4 ▲
31.01.2023	NEAR/USDT	1	2.3000	2.4000	2.5000	2.7000	2.9000		2.10000	2.2290	1,43	-%3,1 ▼
4.02.2023	LSK/USDT	1	1.0180	1.0400	1.0620	1.0840	1.1060		0.97400		0,90	%8,6 ▲
5.02.2023	SXP/USDT	1	0.3162	0.3445	0.3609	0.3949	0.4488		0.29150		4,36	-%7,8 ▼
8.02.2023	THETA/USDT	1	1.1550	1.2100	1.2300	1.2600	1.3320		1.11500		0,32	-%3,5 ▼
11.02.2023	APE/USDT	1	5.1350	5.2560	5.5150	5.6960	6.0590		4.47600		4,46	%18,0 ▲
14.02.2023	KSM/USDT	1	32.0000	33.7500	35.0500	36.9500			29.85000		1,36	%15,5 ▲
18.02.2023	ALGO/USDT	1	0.2710	0.2878	0.3000	0.3200			0.24280		2,71	%10,7 ▲
20.02.2023	LEVER/USDT	1	0.0031	0.0035	0.0037	0.0039	0.0043	0.0051	0.00270		0,79	-%12,9 ▼
20.02.2023	ADA/USDT	1	0.4042	0.4280	0.4300	0.4600			0.38150	0.3951	0,84	-%2,2 ▼
21.02.2023	OCEAN/USDT	1	0.4800	0.5000	0.5200	0.5600	0.6000		0.42000		0,05	%4,2 ▲
23.02.2023	GRT/USDT	1	0.1650	0.1709	0.1770	0.1847	0.2400		0.14440		0,15	%3,6 ▲

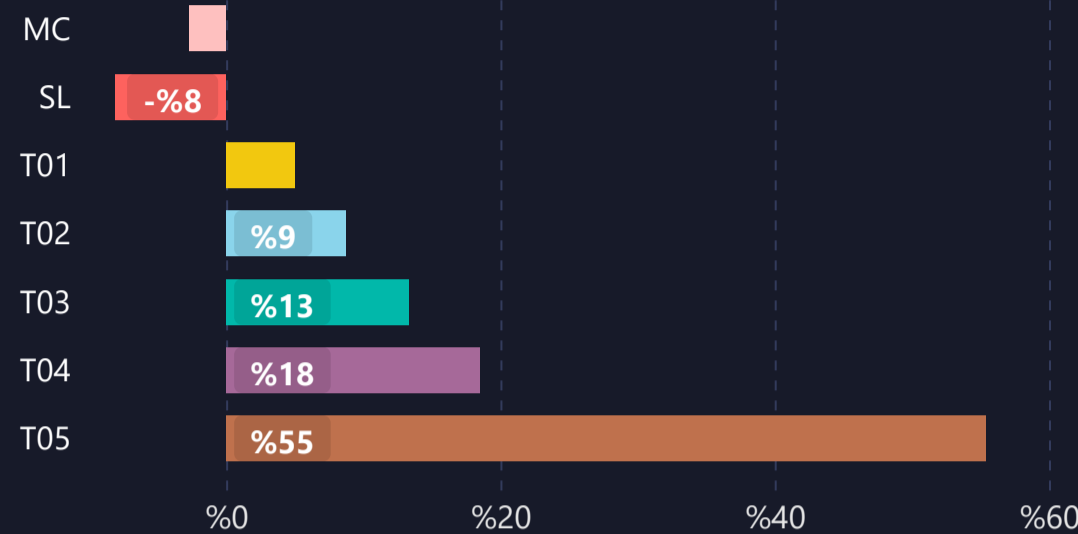


1) DETAILED STATS OF TARGETS (T1, T2, T3 etc.)

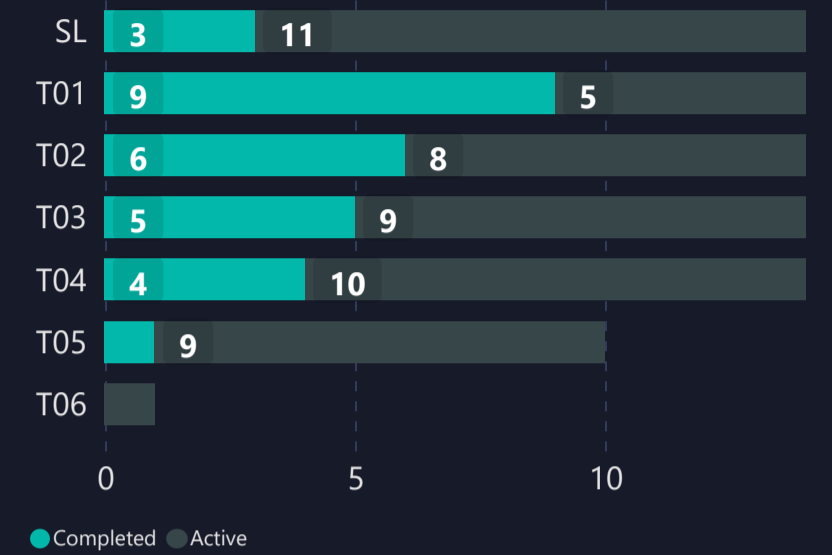
AVERAGE DAYS TO HIT TARGETS



AVERAGE PROFIT PER TARGET



INDIVIDUAL TARGETS STATUS



2) TARGET DURATION vs PROFIT/LOSS SCATTER CHART

Targets ● MC ● SL ● T01 ● T02 ● T03 ● T04 ● T05

