


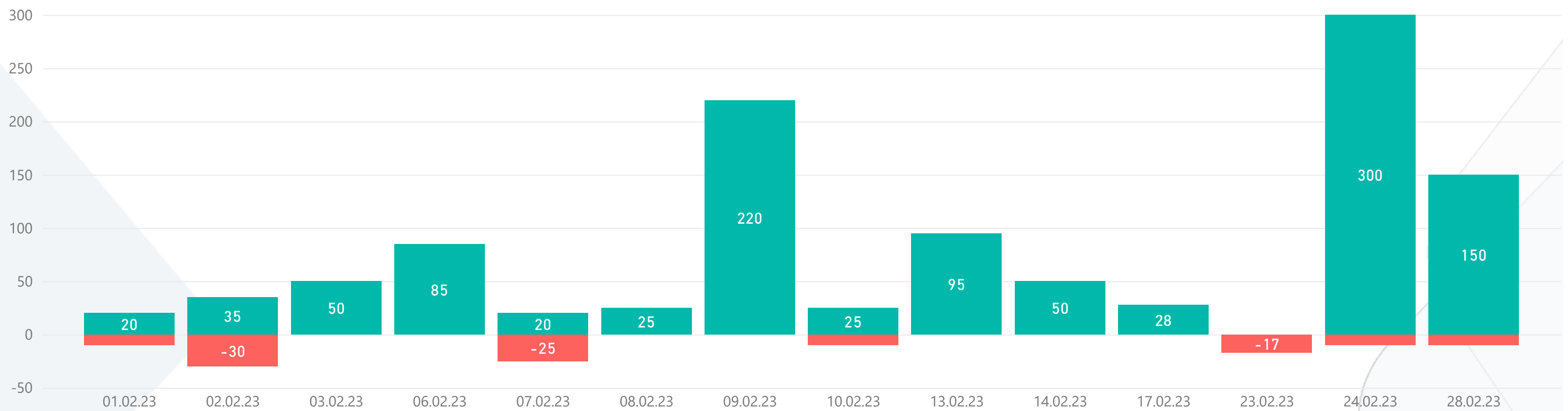


ALTFX REPORT 2023 FEBRUARY



1) WIN & LOSS CHART

Win/Loss ● Loss ● Win



2) TOP WIN & LOSS TRADES

Date	Pair	Buy Rate	Sell Rate	+ Pips	Dur. (hours)
24.02.2023	XAU/USD	1840.0000	1810.00	300	49,5
9.02.2023	US30/USD	34090.0000	33890.00	200	20,6
28.02.2023	XAU/USD	1817.5000	1805.50	120	5,2
3.02.2023	GBP/USD	1.2195	1.22	50	2,1
14.02.2023	GBP/USD	1.2205	1.22	50	1,4

Date	Pair	Buy Rate	Sell Rate	- Pips	Dur. (hours)
2.02.2023	GBP/JPY	159.350	159.05000	-30	1,2
7.02.2023	XAU/USD	1875.0000	1872.50	-25	1,2
23.02.2023	GBP/USD	1.2043	1.21	-17	0,4
1.02.2023	GBP/JPY	159.300	159.20000	-10	2,8
24.02.2023	GBP/USD	1.2020	1.20	-10	0,5

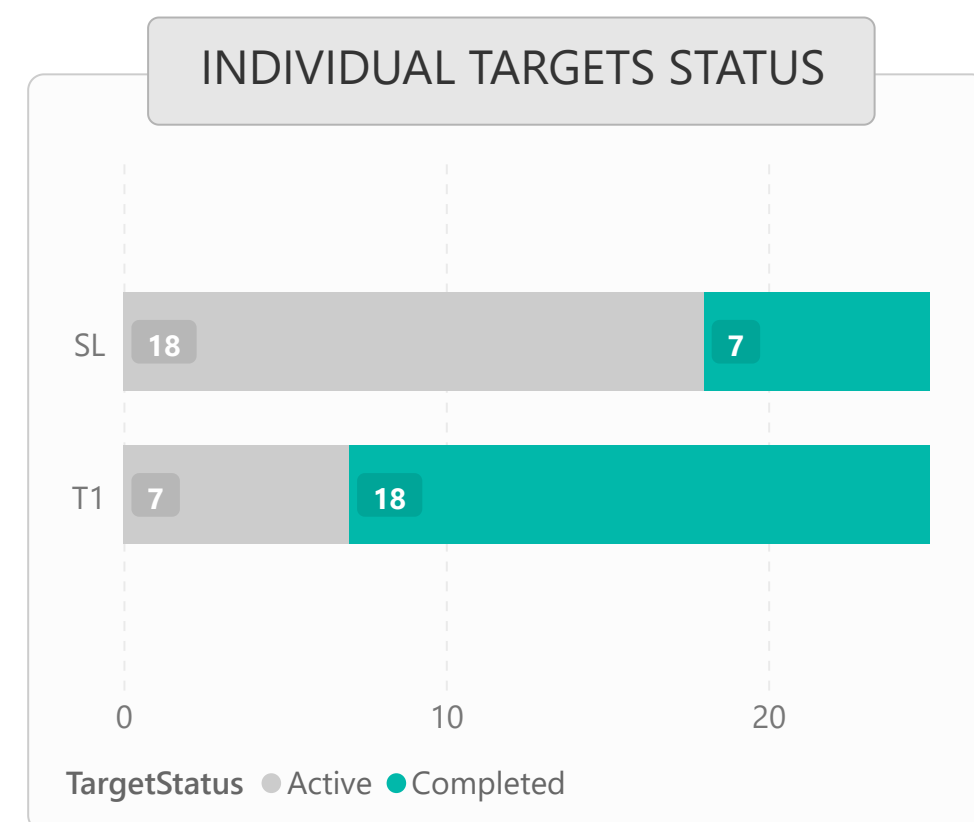
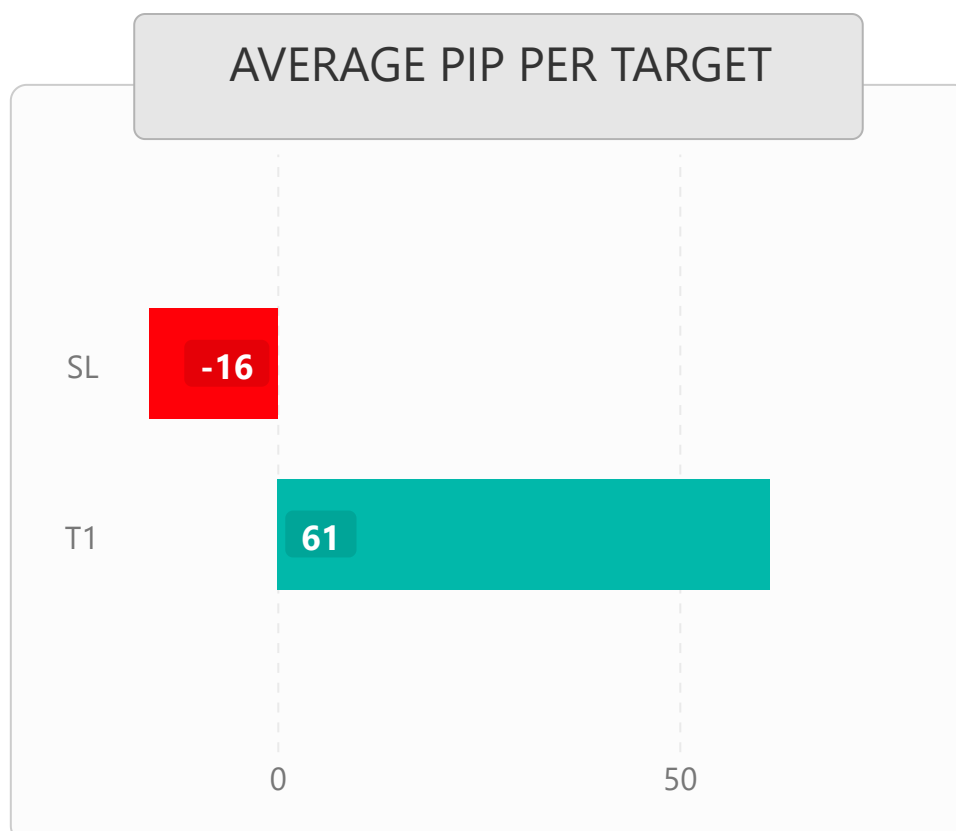
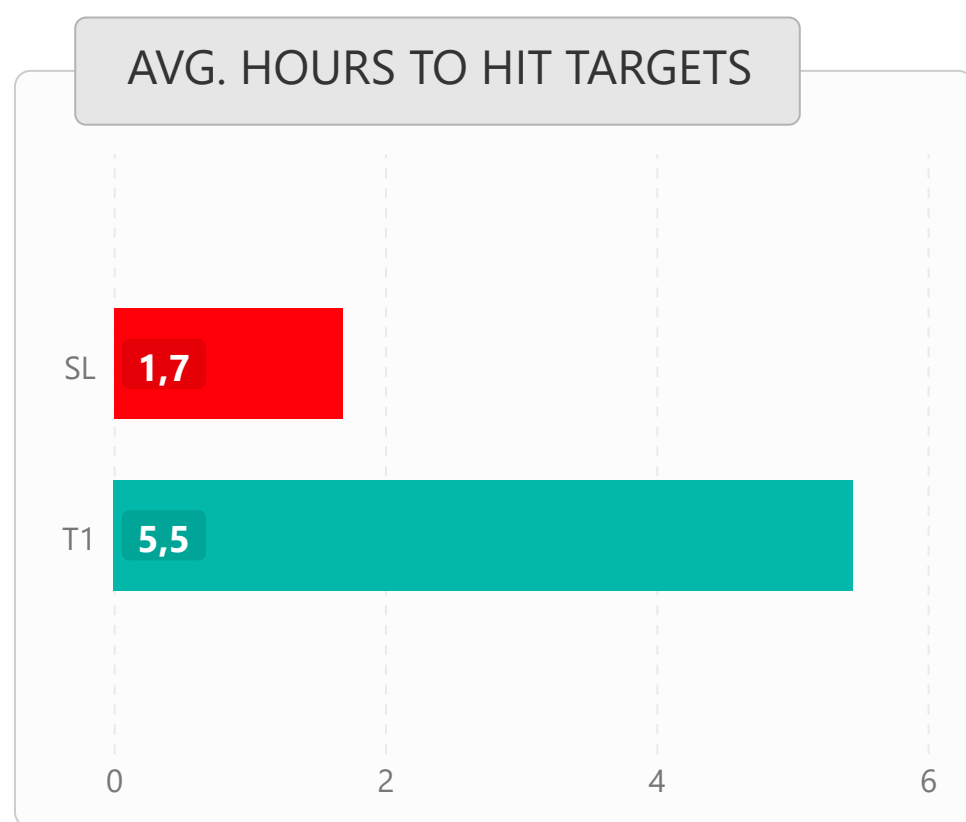


LIST OF ALL TRADES

Signal Date	Pair	Long/Short	Buy Rate	T1 Rate	T2 Rate	Stoploss Rate	Pips	Dur. (Hours)
22.02.2023	XAU/USD	Short	1840.0000	1810.0000		1842.0000	300	49,5
8.02.2023	US30/USD	Short	34090.0000	33890.0000		34125.0000	200	20,6
28.02.2023	GBP/USD	Long	1.2055	1.2085		1.2040	30	5,4
10.02.2023	GBP/USD	Long	1.2110	1.2252		1.2100	-10	5,4
28.02.2023	XAU/USD	Short	1817.5000	1805.5000		1820.0000	120	5,2
1.02.2023	GBP/USD	Long	1.2310	1.2330		1.2290	20	3,4
7.02.2023	USD/JPY	Short	132.100	131.900		132.200	20	3,2
1.02.2023	GBP/JPY	Long	159.300	159.900		159.200	-10	2,8
13.02.2023	GBP/USD	Long	1.2035	1.2090		1.2027	55	2,6
3.02.2023	GBP/USD	Long	1.2195	1.2245		1.2175	50	2,1
8.02.2023	AUD/JPY	Short	91.400	91.150		91.550	25	1,8
14.02.2023	GBP/USD	Short	1.2205	1.2155		1.2220	50	1,4
7.02.2023	XAU/USD	Long	1875.0000	1895.0000		1872.5000	-25	1,2
2.02.2023	GBP/JPY	Long	159.350	160.400		159.050	-30	1,2
13.02.2023	XAU/USD	Long	1858.5000	1862.5000		1857.4000	40	0,7
6.02.2023	GBP/JPY	Short	158.750	158.550		158.900	20	0,5
10.02.2023	XAU/USD	Short	1859.0000	1856.5000		1862.0000	25	0,5
24.02.2023	GBP/USD	Short	1.2020	1.1956		1.2030	-10	0,5
23.02.2023	GBP/USD	Short	1.2043	1.1985		1.2060	-17	0,4
28.02.2023	XAU/USD	Long	1818.0000	1825.0000		1817.0000	-10	0,3
2.02.2023	USD/JPY	Long	128.700	129.050		128.500	35	0,3
17.02.2023	GBP/USD	Short	1.1948	1.1920		1.1960	28	0,3
9.02.2023	GBP/JPY	Short	158.700	158.500		158.900	20	0,2
6.02.2023	EUR/JPY	Short	142.300	142.100		142.500	20	0,2
6.02.2023	XAU/USD	Short	1875.5700	1871.0700		1877.0000	45	0,1



1) DETAILED STATS OF TARGETS (T1, T2, T3 etc.)



2) TARGET DURATION vs PROFIT/LOSS SCATTER CHART

