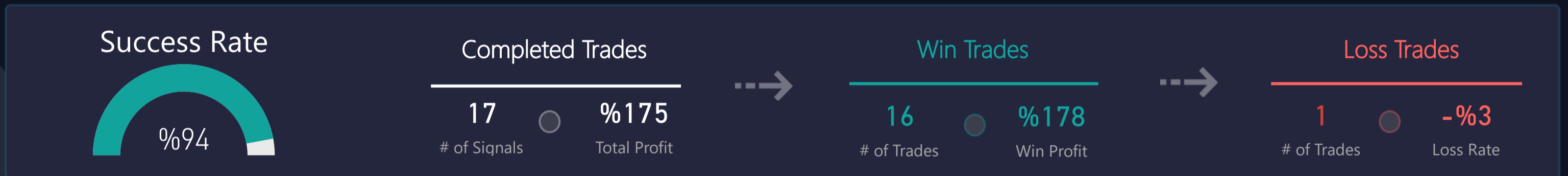




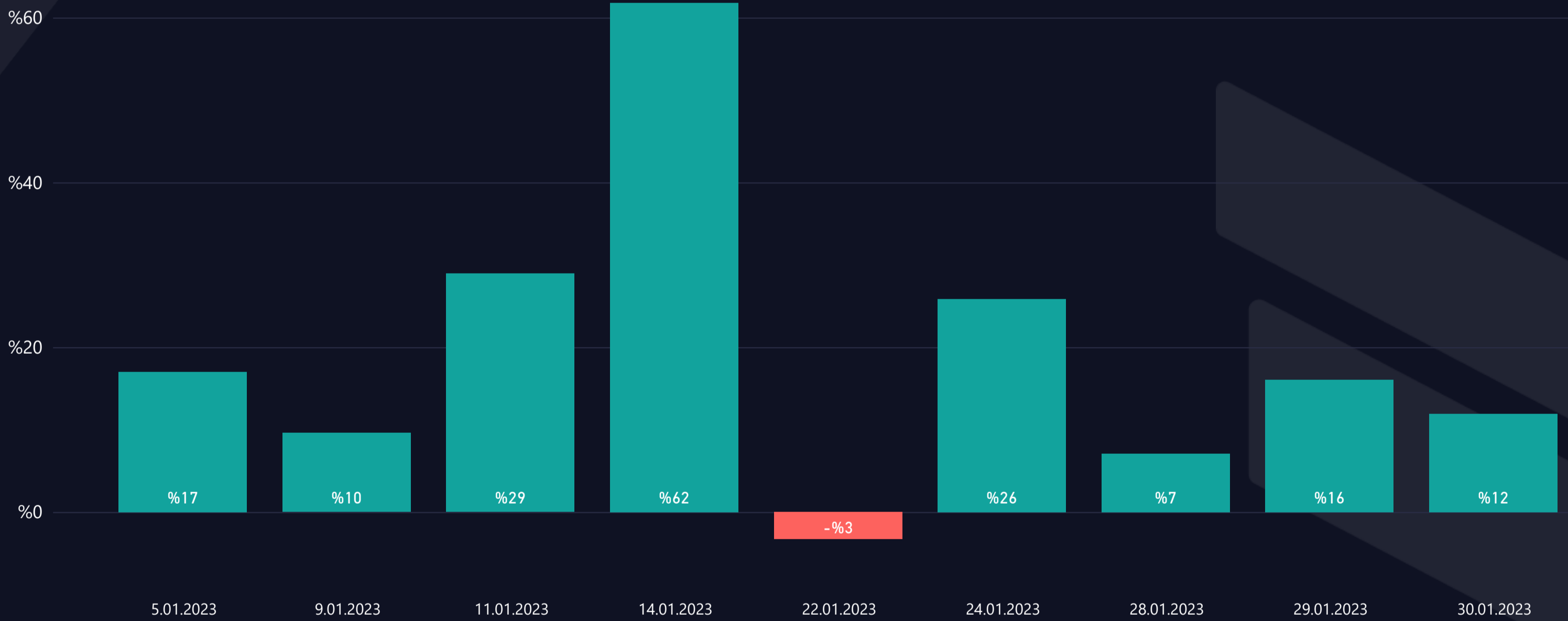
t.me/altsignals

# ALTSIGNALS BINANCE SPOT VIP REPORT 2023 JANUARY



## WIN & LOSS CHART

Win/Loss ● Loss ● Win



## TOP WIN & LOSS TRADES

Realization Date	Pair	Final Profit	Duration (days)	Final Target
14.01.2023	FTM/USDT	%51,4	91,81	T04
11.01.2023	AVAX/USDT	%19,2	1,43	T04
5.01.2023	ACM/USDT	%17,0	17,42	T05
14.01.2023	ADA/USDT	%10,4	0,15	T03
11.01.2023	KMD/USDT	%9,7	7,37	T04

Realization Date	Pair	Total Loss	Duration (days)
22.01.2023	BETA/USDT	-%3,3	0,26



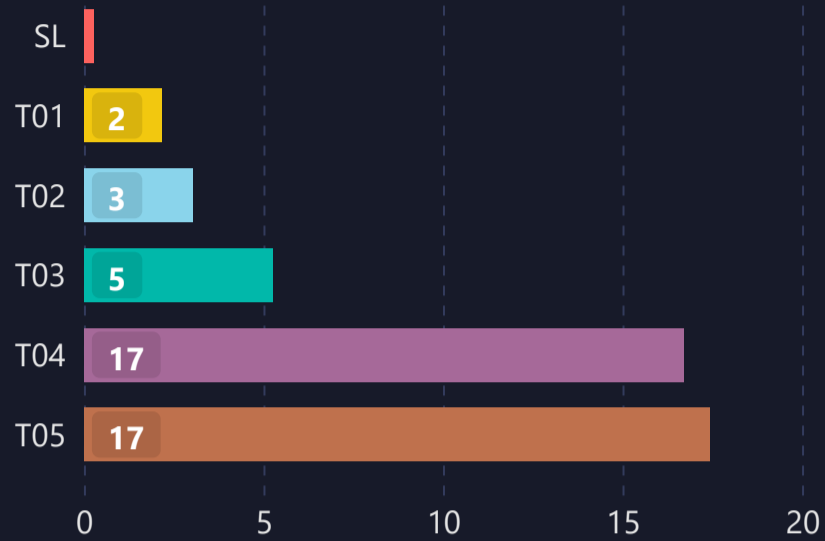
# LIST OF ALL TRADES

Signal Date	Pair	Lev.	Buy Rate	Target 1	Target 2	Target 3	Target 4	Target 5	Stop Loss	Man. Close	Dur. (Days)	Final P/L
14.10.2022	FTM/USDT	1	0.2095	0.2293	0.2624	0.2855	0.3172		0.15250		36,17	%51,4 ▲
18.12.2022	ACM/USDT	1	2.3500	2.4500	2.5000	2.5500	2.6500	2.7500	2.19000		12,83	%17,0 ▲
29.12.2022	KP3R/USDT	1	60.4000	62.4000	63.2000	64.2000	66.2000		58.67000		7,66	%9,6 ▲
3.01.2023	KMD/USDT	1	0.1880	0.1943	0.1983	0.2023	0.2063		0.18210		5,52	%9,7 ▲
10.01.2023	AVAX/USDT	1	12.5000	13.0500	13.3500	14.0100	14.9000		11.20000		1,39	%19,2 ▲
13.01.2023	ADA/USDT	1	0.3311	0.3448	0.3544	0.3655	0.4172		0.30790		0,15	%10,4 ▲
22.01.2023	FLM/USDT	1	0.0975	0.0995	0.1015	0.1025	0.1045		0.09300		1,60	%7,2 ▲
22.01.2023	BEL/USDT	1	0.5330	0.5465	0.5580	0.5695	0.5810		0.51200		1,29	%9,0 ▲
22.01.2023	BETA/USDT	1	0.8848	0.9137	0.9329	0.9521	0.9713		0.85580		0,26	-%3,3 ▼
23.01.2023	ICP/USDT	1	5.8500	5.9700	6.0900	6.2100	6.3300		5.60000		0,66	%2,1 ▲
24.01.2023	SXP/USDT	1	0.2984	0.3081	0.3146	0.3211	0.3276		0.28860		0,29	%7,6 ▲
26.01.2023	CAKE/USDT	1	3.8800	4.0800	4.1800	4.2800	4.4000		3.79000		2,16	%7,7 ▲
28.01.2023	AXS/USDT	1	11.5300	11.9800	12.1800	12.5800	12.9800		11.00000		1,13	%5,6 ▲
28.01.2023	SANTOS/USDT	1	5.6500	5.9500	6.0500	6.2500	6.4500		5.55000		0,28	%7,1 ▲
29.01.2023	AVAX/USDT	1	20.5000	20.6000	20.7500	21.0500	21.3500		20.00000		0,06	%2,7 ▲
29.01.2023	ETC/USDT	1	22.2400	22.8100	23.2500	23.7000	24.2000		21.24000		0,31	%4,5 ▲
30.01.2023	VGX/USDT	1	0.4190	0.4260	0.4340	0.4420	0.4500		0.39600		0,04	%7,4 ▲

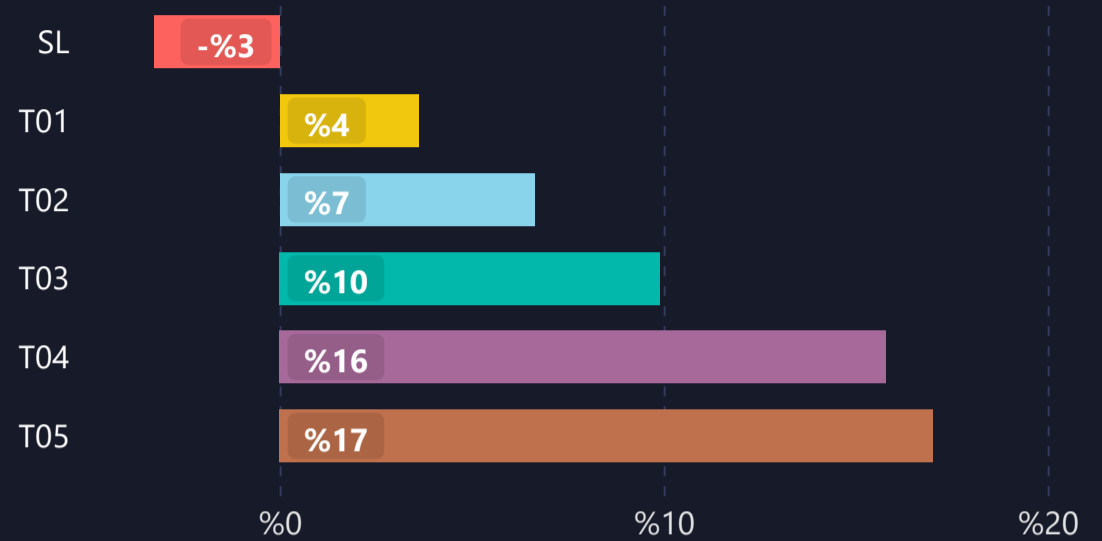


# 1) DETAILED STATS OF TARGETS (T1, T2, T3 etc.)

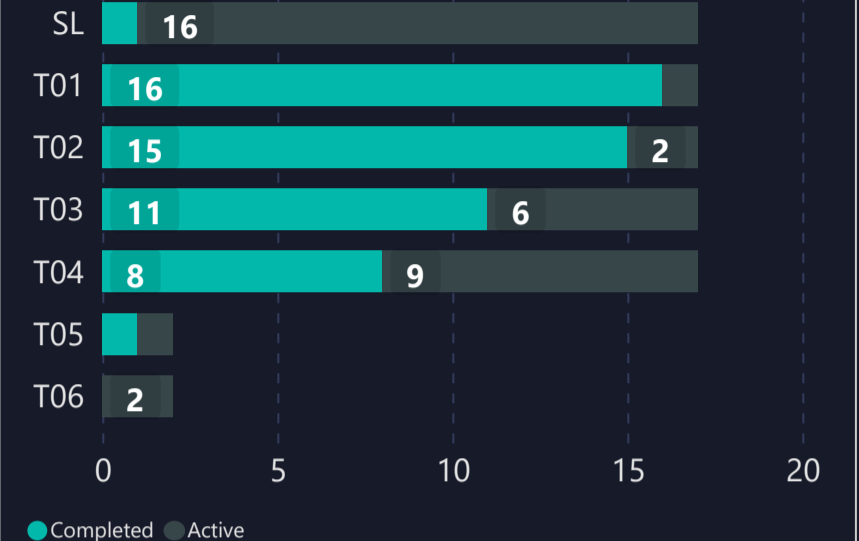
### AVERAGE DAYS TO HIT TARGETS



### AVERAGE PROFIT PER TARGET



### INDIVIDUAL TARGETS STATUS



# 2) TARGET DURATION vs PROFIT/LOSS SCATTER CHART

Targets ● SL ● T01 ● T02 ● T03 ● T04 ● T05

