



t.me/altsignals

ALTSIGNALS BINANCE FUTURES REPORT 2023 JANUARY

~TOTAL PROFIT~
%2480

Success Rate



%92

Completed Trades

13

of Signals

%2480

Total Profit

Win Trades

12

of Trades

%2495

Win Profit

Loss Trades

1

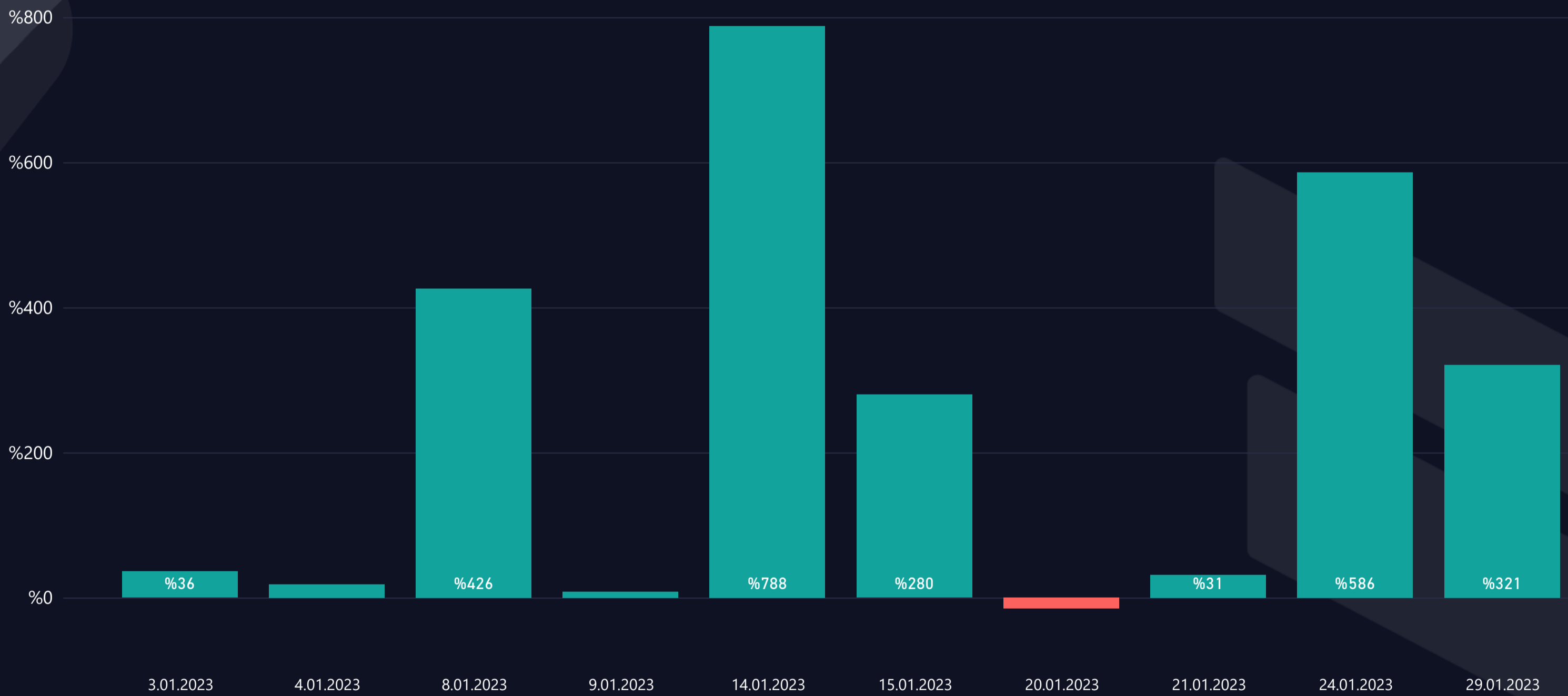
of Trades

-%15

Loss Rate

WIN & LOSS CHART

Win/Loss ● Loss ● Win



TOP WIN & LOSS TRADES

Realization Date	Pair	Final Profit	Duration (hours)	Final Target
14.01.2023	AVAX/USDT	%621,0	82,09	T08
24.01.2023	TRB/USDT	%575,8	352,40	T06
8.01.2023	OP/USDT	%426,1	125,81	T06
29.01.2023	GTC/USDT	%306,1	230,37	T06
15.01.2023	REN/USDT	%279,9	163,68	T06

Realization Date	Pair	Total Loss	Duration (hours)
20.01.2023	EGLD/USDT	-%15,0	32,63



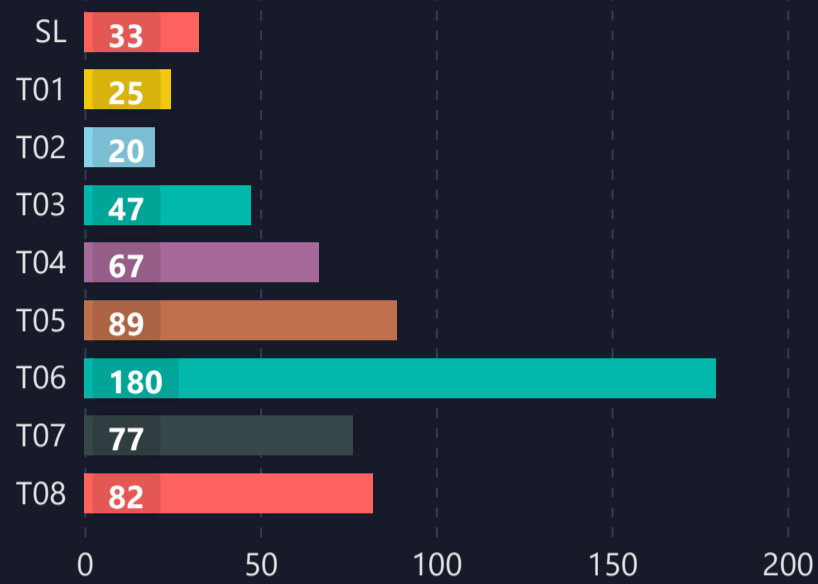
LIST OF ALL TRADES

Signal Date	Pair	Lev.	Buy Rate	Target 1	Target 2	Target 3	Target 4	Target 5	Target 6	Target 7	Target 8	Stop Loss	Man. Close	Dur. (hours)	Final P/L
3.01.2023	KSM/USDT	20	22.7500	23.1600	23.8400	26.1700						21.40000		16,35	%36,0 ▲
3.01.2023	OP/USDT	7	0.9810	0.9990	1.0330	1.0400	1.0900	1.1580	1.1900			0.82600		64,34	%426,1 ▲
4.01.2023	XRP/USDT	5	0.3498	0.3554	0.3727	0.4300						0.31000		126,06	%8,0 ▲
4.01.2023	SOL/USDT	5	13.2800	12.7910	11.1120	10.1890						15.20000		4,93	%18,4 ▲
8.01.2023	MATIC/USDT	10	0.8140	0.8293	0.8563	0.9045	0.9500					0.73500		61,02	%167,1 ▲
8.01.2023	REN/USDT	10	0.0636	0.0650	0.0660	0.0681	0.0692	0.0750	0.0814			0.06000		59,26	%279,9 ▲
10.01.2023	TRB/USDT	16	13.2000	13.5000	13.6300	14.3000	15.3000	15.8000	17.0000			11.55000		110,48	%575,8 ▲
10.01.2023	AVAX/USDT	10	12.7300	13.0000	13.3500	13.5000	14.0100	14.5000	15.5000	17.0000	18.0000	11.30000		37,37	%621,0 ▲
19.01.2023	EGLD/USDT	5	40.9800	39.2000	37.7800	35.9700						42.20940		32,63	-%15,0 ▼
19.01.2023	GTC/USDT	8	1.4700	1.5170	1.5500	1.5850	1.6820	1.7500	1.9200	2.3000		2.30000		66,94	%306,1 ▲
20.01.2023	EOS/USDT	10	1.0220	1.0350	1.0540							1.00600		3,26	%31,3 ▲
23.01.2023	THETA/USDT	5	1.0620	1.0840	1.2810	1.6290	2.5000					0.90600		23,86	%10,4 ▲
26.01.2023	LTC/USDT	3	89.6000	91.0000	94.0000	100.0000						81.29000		58,18	%14,7 ▲

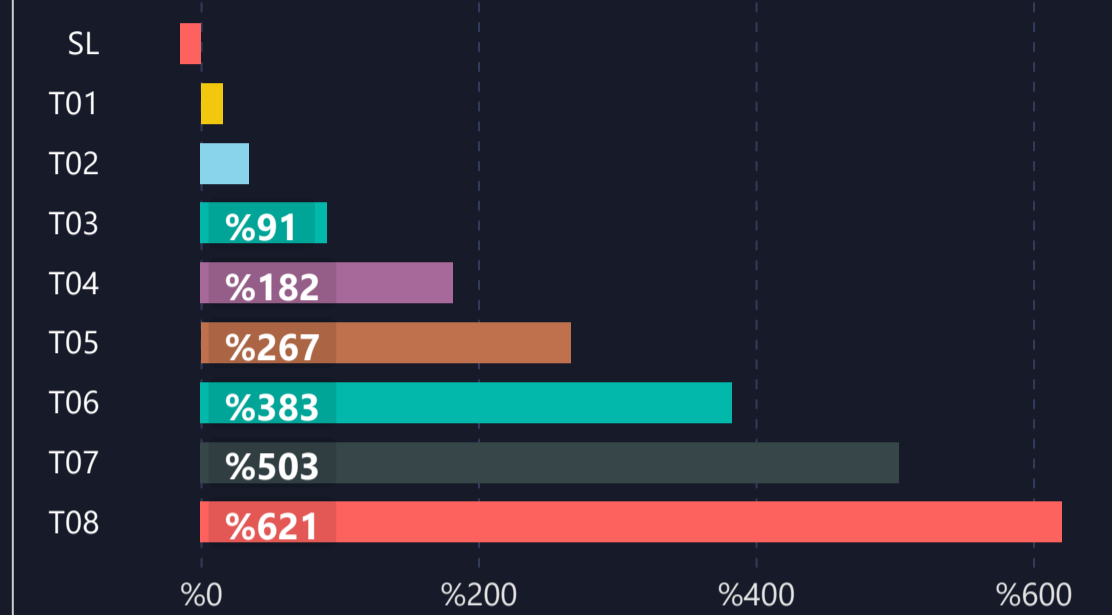


1) DETAILED STATS OF TARGETS (T1, T2, T3 etc.)

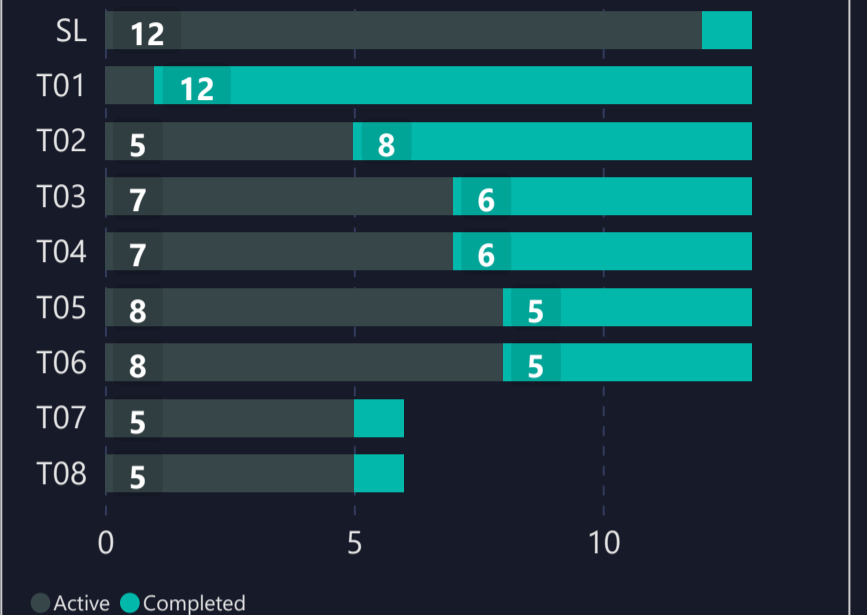
AVERAGE DURATION (HOURS)



AVERAGE PROFIT PER TARGET



INDIVIDUAL TARGETS STATUS



2) TARGET DURATION vs PROFIT/LOSS SCATTER CHART

Targets ● SL ● T01 ● T02 ● T03 ● T04 ● T05 ● T06 ● T07 ● T08

