



t.me/altsignals

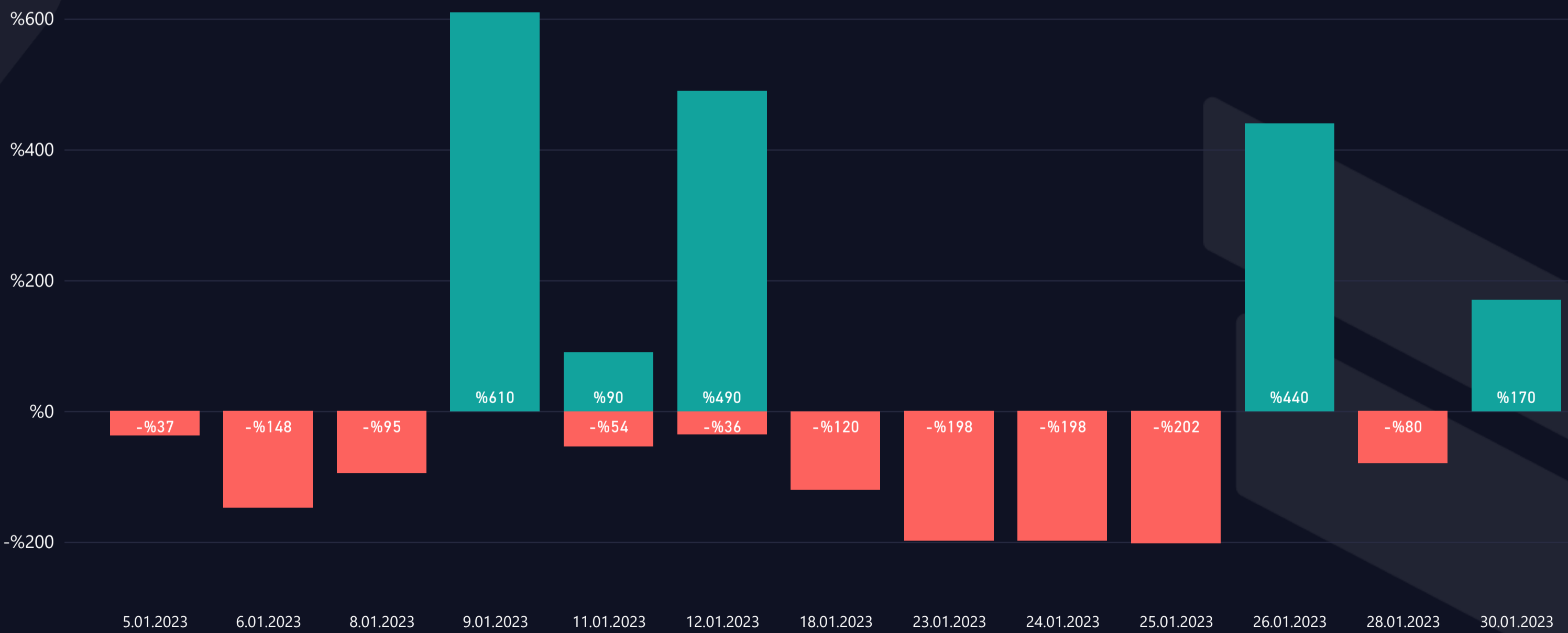
ALTSIGNALS BINANCE HIG LEV. VIP REPORT 2023 JANUARY



Success Rate <p>%36</p>	Completed Trades <p>22 # of Signals</p> <p>%631 Total Profit</p>	Win Trades <p>8 # of Trades</p> <p>%1800 Win Profit</p>	Loss Trades <p>14 # of Trades</p> <p>-%1169 Loss Rate</p>
-----------------------------------	--	---	---

WIN & LOSS CHART

Win/Loss ● Loss ● Win



TOP WIN & LOSS TRADES

Realization Date	Pair	Final Profit	Duration (hours)	Final Target
26.01.2023	BTC/USDT	%350,0	1,81	T03
9.01.2023	ETH/USDT	%310,0	10,93	T03
12.01.2023	BTC/USDT	%300,0	5,37	T03
9.01.2023	BTC/USDT	%300,0	98,28	T03
12.01.2023	DOT/USDT	%190,0	4,24	T03

Realization Date	Pair	Total Loss	Duration (hours)
23.01.2023	ETH/USDT	-%198,0	3,00
24.01.2023	ETH/USDT	-%198,0	0,15
25.01.2023	BTC/USDT	-%150,0	36,91
18.01.2023	SOL/USDT	-%120,1	2,72
8.01.2023	DOT/USDT	-%95,1	13,53

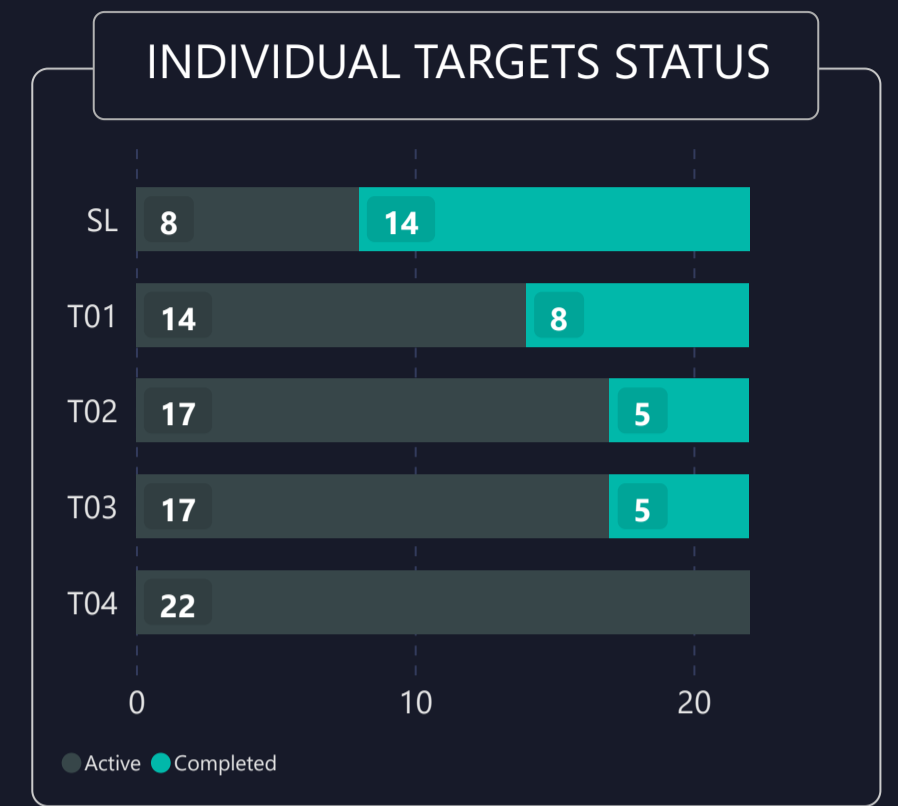
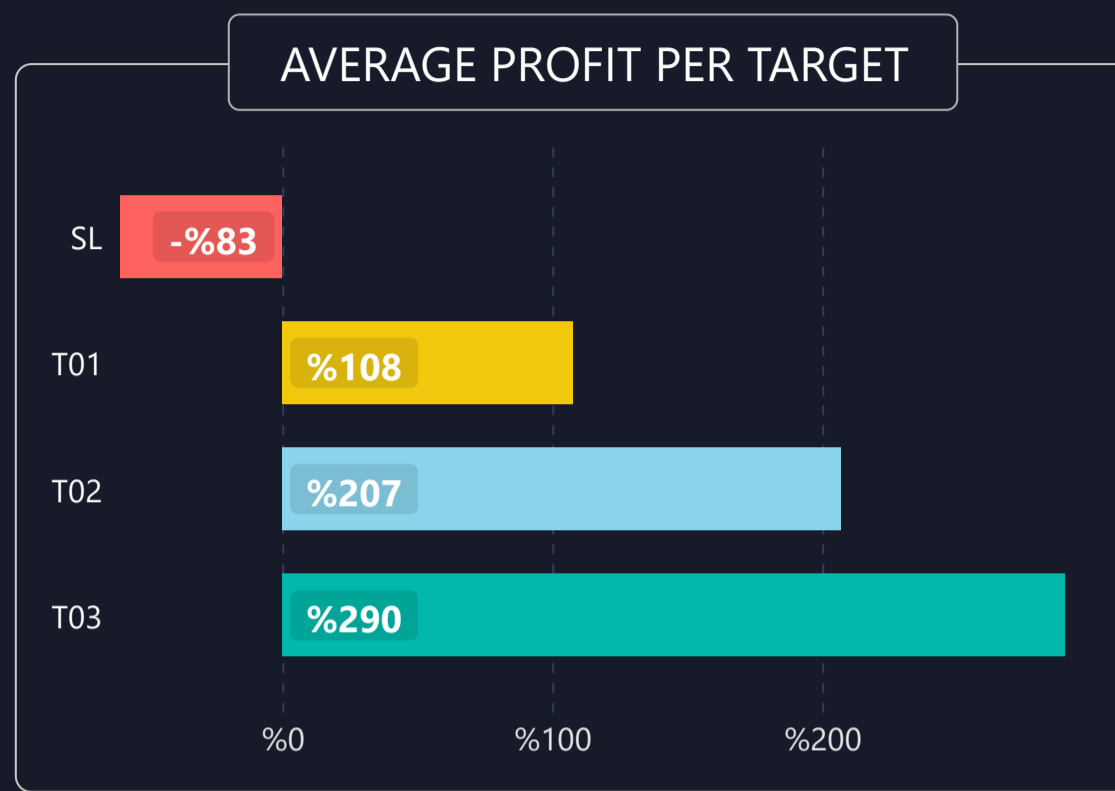
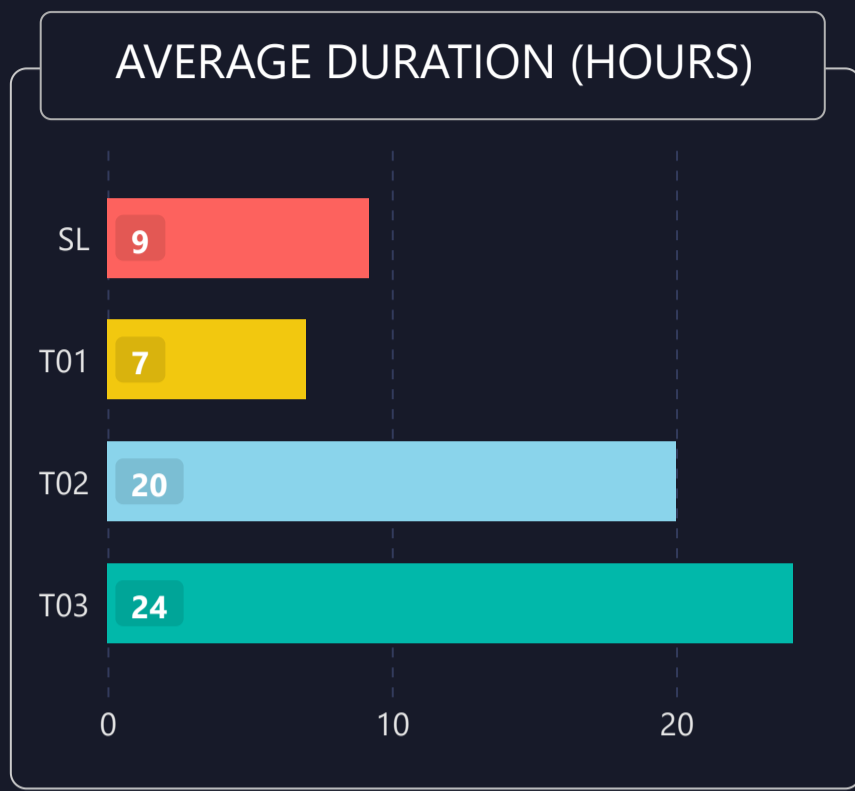


LIST OF ALL TRADES

Signal Date	Pair	Lev.	Buy Rate	Target 1	Target 2	Target 3	Stop Loss	Man. Close	Dur. (hours)	Final P/L
5.01.2023	BTC/USDT	100	16788.2000	16637.1000	16402.1000	16284.6000	16851.10000		7,60	-%37,5 ▼
5.01.2023	BTC/USDT	100	16851.1000	17002.8000	17238.7000	17356.6000	16557.90000		70,25	%300,0 ▲
6.01.2023	DOT/USDT	50	4.5770	4.5130	4.4720	4.4030	4.66400		9,02	-%95,0 ▼
6.01.2023	DOT/USDT	50	4.6260	4.6910	4.7320	4.8020	4.57700		8,42	-%53,0 ▼
8.01.2023	DOT/USDT	50	4.6250	4.5600	4.5190	4.4490	4.71300		13,53	-%95,1 ▼
8.01.2023	ETH/USDT	100	1272.2100	1283.6600	1297.6500	1311.6500	1247.02000		9,39	%310,0 ▲
10.01.2023	BTC/USDT	100	17343.7000	17499.8000	17742.6000	17864.0000	17041.90000		6,83	%90,0 ▲
11.01.2023	DOT/USDT	50	4.8660	4.7980	4.7540	4.6810	4.89800		9,03	-%32,9 ▼
11.01.2023	BTC/USDT	100	17372.9000	17216.5000	16973.3000	16851.7000	17409.90000		0,51	-%21,3 ▼
11.01.2023	DOT/USDT	50	4.9210	4.9900	5.0340	5.1080	4.82800		1,83	%190,0 ▲
11.01.2023	BTC/USDT	100	17533.8000	17691.6000	17937.1000	18059.8000	17228.70000		4,47	%300,0 ▲
12.01.2023	BTC/USDT	100	18242.0000	18406.2000	18661.6000	18789.3000	18176.32880		8,55	-%36,0 ▼
18.01.2023	SOL/USDT	50	22.7740	22.4320	22.3190	22.0000	23.32100		2,72	-%120,1 ▼
23.01.2023	ETH/USDT	100	1598.9500	1584.5600	1566.9700	1549.3800	1630.61000		3,00	-%198,0 ▼
23.01.2023	BTC/USDT	100	22909.3000	23298.8000	23504.9000	23711.1000	22565.70000		36,91	-%150,0 ▼
24.01.2023	ETH/USDT	100	1614.2900	1599.7600	1582.0000	1564.2500	1646.25000		0,15	-%198,0 ▼
25.01.2023	ETH/USDT	100	1536.0500	1522.2300	1505.3300	1488.4300	1542.21000		0,57	-%40,1 ▼
25.01.2023	BTC/USDT	100	22534.8000	22151.7000	21948.9000	21746.1000	22561.80000		16,23	-%12,0 ▼
25.01.2023	BTC/USDT	100	22915.9000	23305.5000	23511.7000	23718.0000	22572.20000		1,70	%350,0 ▲
26.01.2023	ETH/USDT	100	1615.2000	1629.7400	1647.5000	1665.2700	1583.22000		1,15	%90,0 ▲
27.01.2023	BTC/USDT	100	23197.5000	23591.9000	23800.6000	24009.4000	23011.92000		12,44	-%80,0 ▼
30.01.2023	BTC/USDT	100	23351.7000	22954.7000	22744.6000	22534.4000	23702.00000		5,66	%170,0 ▲



1) DETAILED STATS OF TARGETS (T1, T2, T3 etc.)



2) TARGET DURATION vs PROFIT/LOSS SCATTER CHART

Targets ● SL ● T01 ● T02 ● T03

