


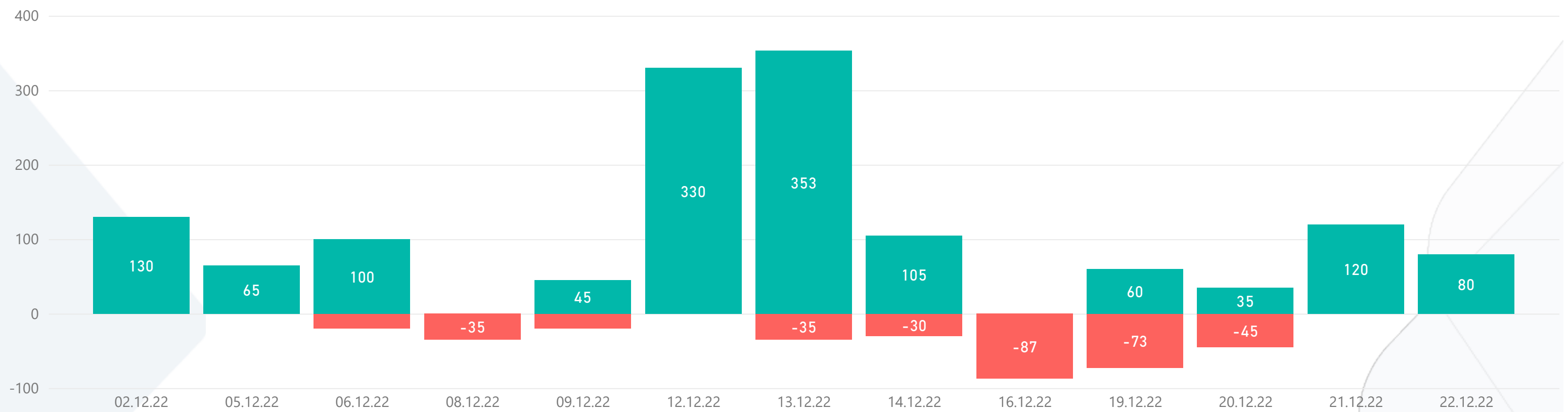
ALTFX REPORT 2022 DECEMBER

~TOTAL PIPS~
1078



1) WIN & LOSS CHART

Win/Loss ● Loss ● Win



2) TOP WIN & LOSS TRADES

Date	Pair	Buy Rate	Sell Rate	+ Pips	Dur. (hours)
12.12.2022	US30/USD	33450.0000	33700.00	250	7,5
13.12.2022	XAU/USD	1782.7000	1802.00	193	3,8
13.12.2022	GBP/JPY	169.000	167.40000	160	0,6
2.12.2022	XAU/USD	1785.0000	1798.00	130	2,0
21.12.2022	GBP/JPY	160.800	159.60000	120	3,7

Date	Pair	Buy Rate	Sell Rate	- Pips	Dur. (hours)
8.12.2022	GBP/JPY	166.850	166.50000	-35	1,9
16.12.2022	XAU/USD	1784.0000	1787.00	-30	2,5
14.12.2022	XAU/USD	1808.0000	1805.00	-30	3,6
20.12.2022	XAU/USD	1808.0000	1805.00	-30	1,2
19.12.2022	GBP/JPY	166.300	166.10000	-20	0,2

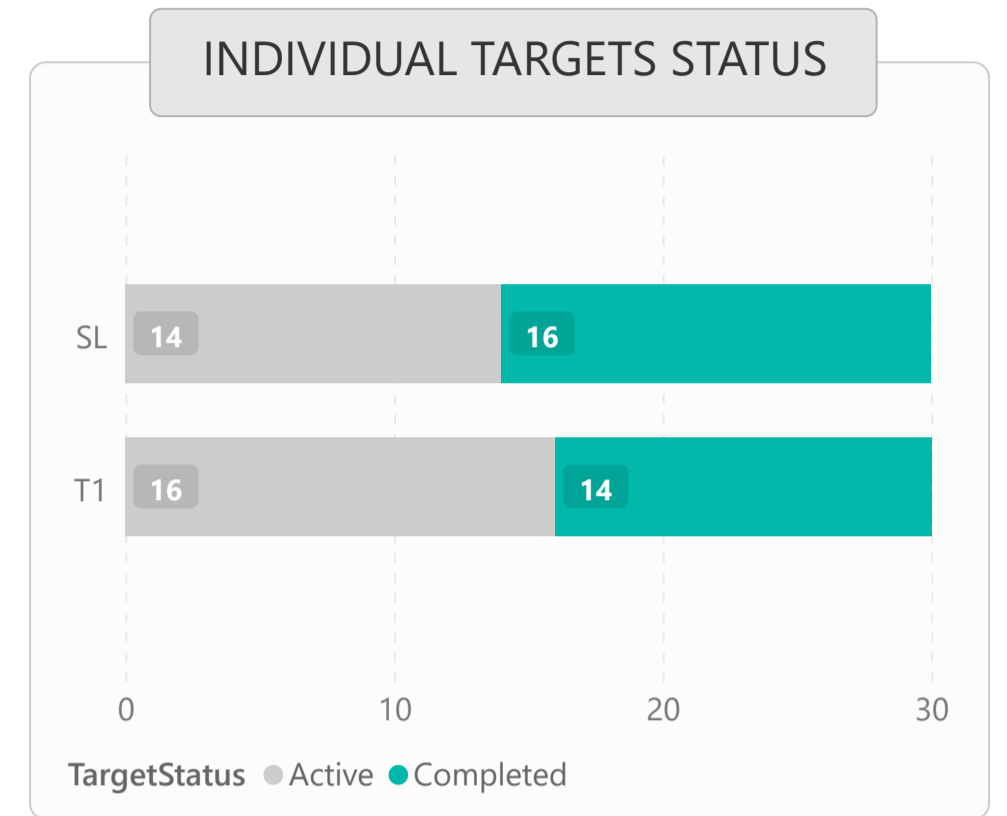
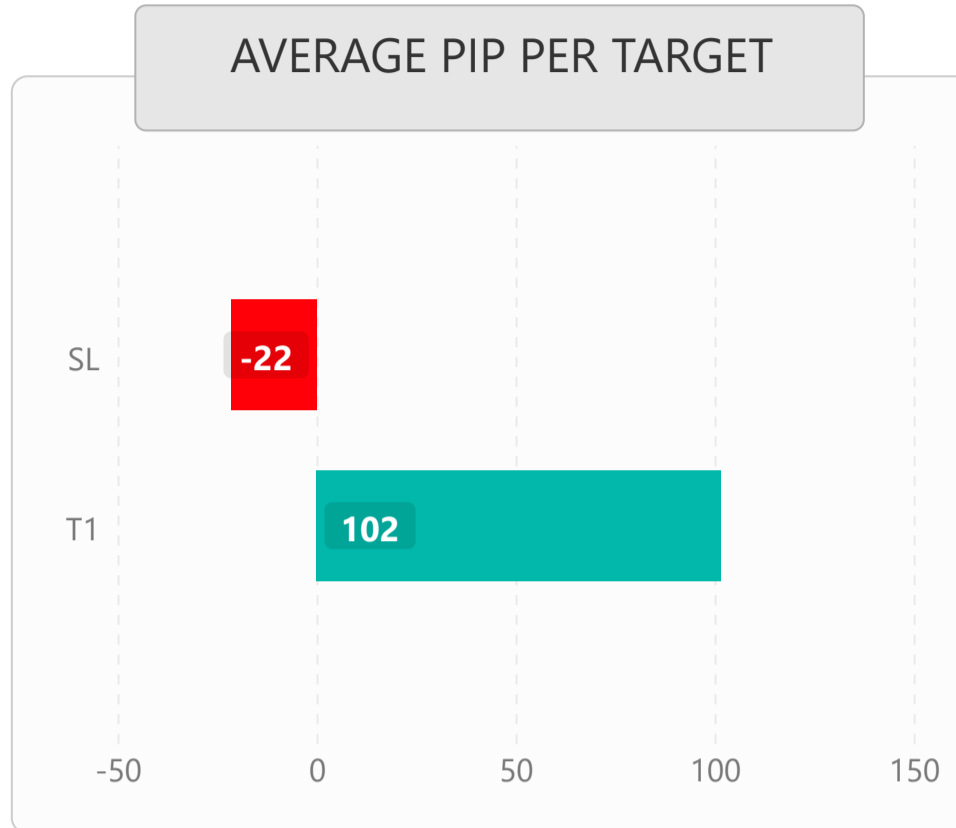
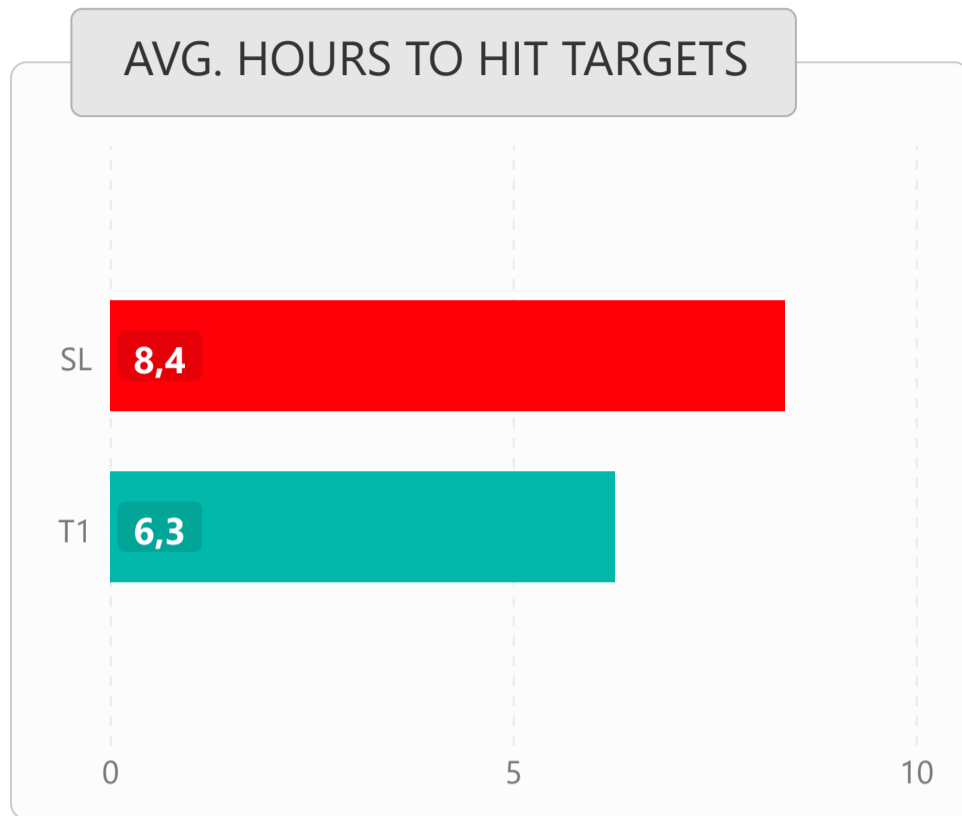


LIST OF ALL TRADES

Signal Date	Pair	Long/Short	Buy Rate	T1 Rate	T2 Rate	Stoploss Rate	Pips	Dur. (Hours)
2.12.2022	XAU/USD	Long	1785.0000	1798.0000		1780.0000	130	2,0
5.12.2022	GBP/JPY	Long	165.850	166.500		165.500	65	8,6
5.12.2022	GBP/JPY	Short	166.450	165.700		166.650	-20	11,9
6.12.2022	GBP/JPY	Short	167.250	166.250		167.560	100	4,0
8.12.2022	GBP/JPY	Long	166.850	168.700		166.500	-35	1,9
9.12.2022	GBP/JPY	Long	166.850	168.160		166.650	-20	0,8
9.12.2022	GBP/USD	Long	1.2240	1.2285		1.2215	45	2,6
12.12.2022	USD/JPY	Long	136.800	137.600		136.500	80	8,5
12.12.2022	US30/USD	Long	33450.0000	33700.0000		33400.0000	250	7,5
13.12.2022	GBP/JPY	Short	168.700	167.300		168.900	-20	1,5
13.12.2022	XAU/USD	Long	1782.7000	1802.0000		1779.0000	193	3,8
13.12.2022	GBP/JPY	Short	169.000	167.400		169.200	160	0,6
13.12.2022	GBP/USD	Short	1.2430	1.2350		1.2445	80	19,3
13.12.2022	XAU/USD	Short	1822.0000	1808.0000		1823.5000	-15	0,1
14.12.2022	XAU/USD	Long	1808.0000	1828.0000		1805.0000	-30	3,6
14.12.2022	EUR/USD	Long	1.0645	1.0670		1.0625	25	6,6
15.12.2022	EUR/JPY	Short	145.180	144.500		145.350	-17	24,6
15.12.2022	USD/CAD	Short	1.3570	1.3465		1.3590	-20	24,4
15.12.2022	XAU/USD	Short	1778.0000	1752.0000		1780.0000	-20	21,9
16.12.2022	XAU/USD	Short	1784.0000	1756.0000		1787.0000	-30	2,5
19.12.2022	EUR/USD	Short	1.0590	1.0512		1.0608	-18	12,8
19.12.2022	NZD/USD	Short	0.6380	0.6200		0.6398	-18	12,8
19.12.2022	USD/JPY	Long	136.260	138.090		136.090	-17	12,4
19.12.2022	USD/JPY	Long	136.400	137.000		136.300	60	3,8
19.12.2022	GBP/JPY	Long	166.300	167.000		166.100	-20	0,2
20.12.2022	XAU/USD	Long	1808.0000	1823.0000		1805.0000	-30	1,2
20.12.2022	GBP/USD	Short	1.2135	1.2100		1.2155	35	0,8
20.12.2022	NZD/USD	Short	0.6310	0.6200		0.6325	-15	1,4
21.12.2022	GBP/JPY	Short	160.800	159.600		161.050	120	3,7
21.12.2022	USD/JPY	Short	132.500	131.700		132.800	80	15,9



1) DETAILED STATS OF TARGETS (T1, T2, T3 etc.)



2) TARGET DURATION vs PROFIT/LOSS SCATTER CHART

