



t.me/altsignals

ALTSIGNALS BINANCE FUTURES REPORT 2022 DECEMBER

~TOTAL PROFIT~
%1698

Success Rate



Completed Trades

22 ○ %1698
of Signals Total Profit

Win Trades

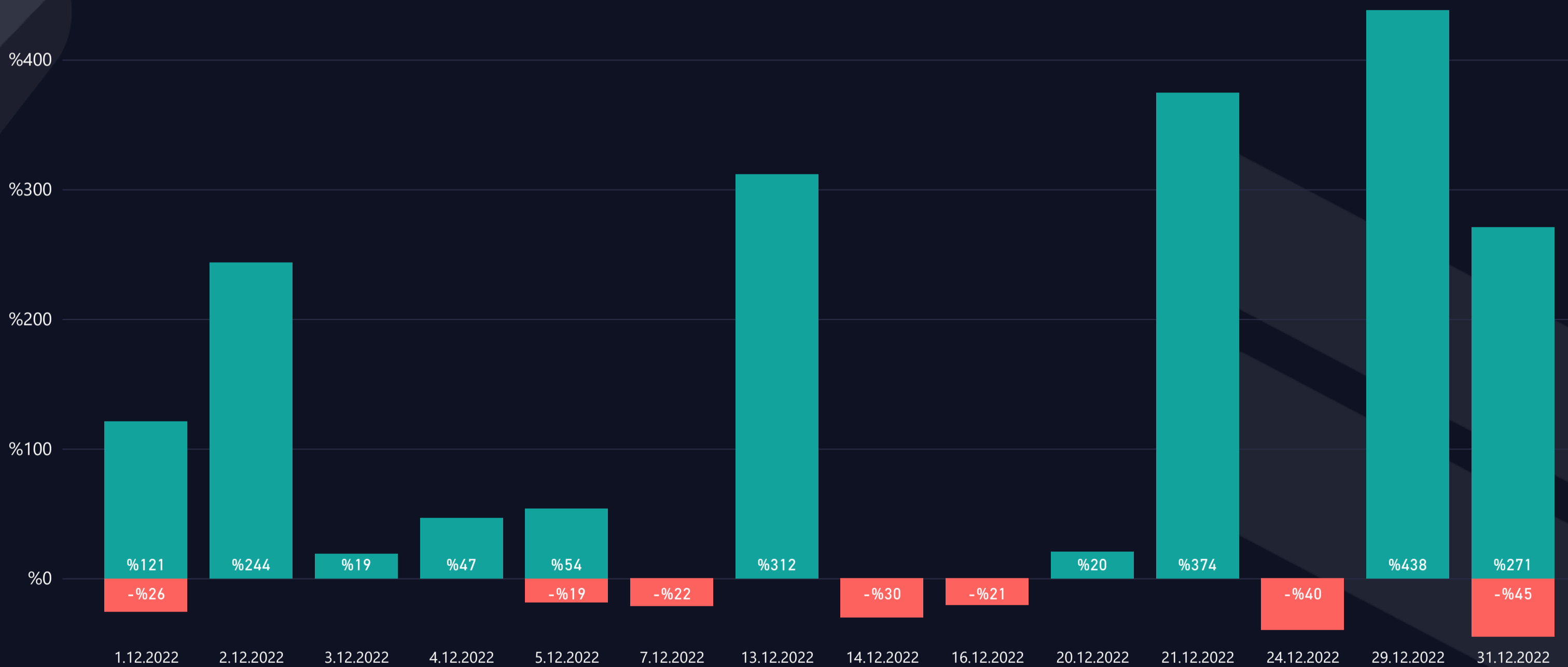
13 ○ %1900
of Trades Win Profit

Loss Trades

9 ○ -%202
of Trades Loss Rate

WIN & LOSS CHART

Win/Loss ● Loss ● Win



TOP WIN & LOSS TRADES

Realization Date	Pair	Final Profit	Duration (hours)	Final Target
29.12.2022	ONE/USDT	%438,4	312,79	T04
21.12.2022	ALGO/USDT	%374,4	150,87	T06
13.12.2022	MATIC/USDT	%311,7	525,48	T06
31.12.2022	KSM/USDT	%270,9	403,72	T05
2.12.2022	DOT/USDT	%181,8	92,04	T05

Realization Date	Pair	Total Loss	Duration (hours)
24.12.2022	SOL/USDT	-%40,0	85,31
31.12.2022	MANA/USDT	-%27,0	30,05
1.12.2022	RUNE/USDT	-%26,0	18,45
14.12.2022	EGLD/USDT	-%22,2	21,00
7.12.2022	CRV/USDT	-%21,5	6,54



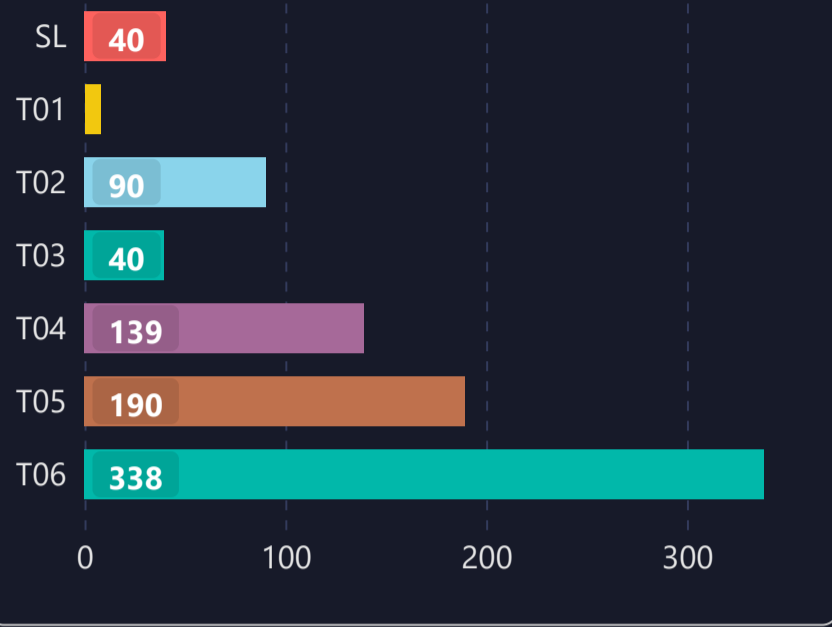
LIST OF ALL TRADES

Signal Date	Pair	Lev.	Buy Rate	Target 1	Target 2	Target 3	Target 4	Target 5	Target 6	Target 7	Target 8	Stop Loss	Man. Close	Dur. (hours)	Final P/L
17.11.2022	ARPA/USDT	10	0.0270	0.0276	0.0283							0.02285		205,87	%46,6 ▲
21.11.2022	MATIC/USDT	5	0.8020	0.8204	0.8500	0.8635	0.8959	0.9250	0.9270			0.66680		173,69	%311,7 ▲
23.11.2022	ONE/USDT	10	0.0144	0.0147	0.0151	0.0159	0.0169					0.01264		151,36	%50,1 ▲
28.11.2022	DOT/USDT	11	5.1700	5.2400	5.3500	5.4300	5.5300	5.6400				4.78000		47,29	%181,8 ▲
30.11.2022	RUNE/USDT	7	1.2890	1.3000	1.3530	1.3850	1.5760	1.6470				1.24110		18,45	-%26,0 ▼
30.11.2022	MATIC/USDT	11	0.8713	0.8888	0.9155	0.9240	1.1500					0.75790		18,23	%121,0 ▲
2.12.2022	BAT/USDT	10	0.2355	0.2400	0.2491	0.2601	0.2762	0.3360				0.20800		7,26	%19,1 ▲
2.12.2022	KAVA/USDT	10	0.9050	0.9250	0.9450	0.9650	1.0200	1.1000				0.85000		5,90	%22,1 ▲
2.12.2022	UNI/USDT	10	6.0830	6.2000	6.3250	6.6000	6.9000	7.2000	7.6000			5.50000		1,83	%39,8 ▲
4.12.2022	IOST/USDT	10	0.0086	0.0084	0.0082	0.0080	0.0078	0.0072				0.00871		13,92	-%18,7 ▼
5.12.2022	APE/USDT	5	3.9200	3.8910	3.8415	3.7430	3.5460	3.3490				4.13700		0,25	%3,7 ▲
7.12.2022	CRV/USDT	10	0.6510	0.6370								0.66500		6,54	-%21,5 ▼
14.12.2022	EGLD/USDT	5	44.0000	44.9300	46.0200	47.6700	53.7900	58.1300				42.05000		21,00	-%22,2 ▼
14.12.2022	HNT/USDT	10	1.9560	1.9860	2.0310	2.0740	2.1790	2.5000				1.94000		0,30	-%8,2 ▼
14.12.2022	KSM/USDT	13	27.7600	27.1600	26.4900	25.5800	24.5000	24.0000				32.10000		110,20	%270,9 ▲
15.12.2022	ALGO/USDT	15	0.2206	0.2160	0.2135	0.2096	0.1999	0.1840	0.1793			0.24830		45,01	%374,4 ▲
16.12.2022	FTM/USDT	10	0.2322	0.2365	0.2411	0.2494	0.2676					0.22740		1,53	-%20,7 ▼
16.12.2022	ONE/USDT	11	0.0124	0.0121	0.0117	0.0111	0.0097					0.01414		97,94	%438,4 ▲
19.12.2022	SOL/USDT	10	12.0900	11.8430	10.9560	9.0000						13.40000		6,08	%20,4 ▲
20.12.2022	SOL/USDT	10	11.8750	12.6300	13.3100	14.5800						11.40000		85,31	-%40,0 ▼
23.12.2022	XMR/USDT	10	144.1800	140.1000	135.0000	132.0000	127.0000	120.0000				146.77524		187,06	-%18,0 ▼
30.12.2022	MANA/USDT	10	0.2876	0.2807	0.2569	0.2000						0.29537		30,05	-%27,0 ▼

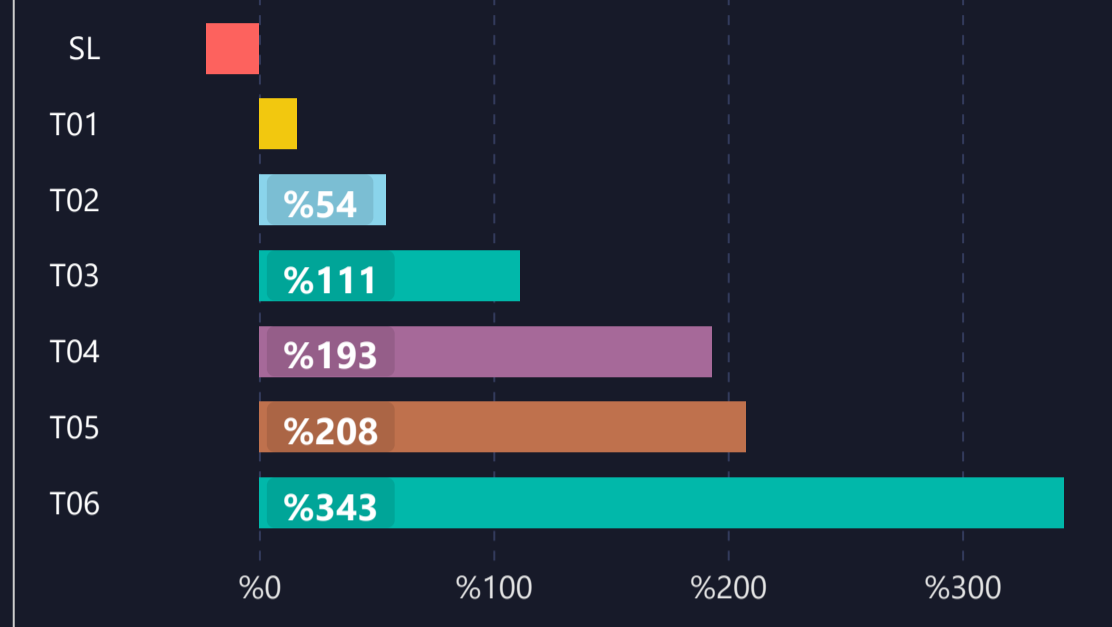


1) DETAILED STATS OF TARGETS (T1, T2, T3 etc.)

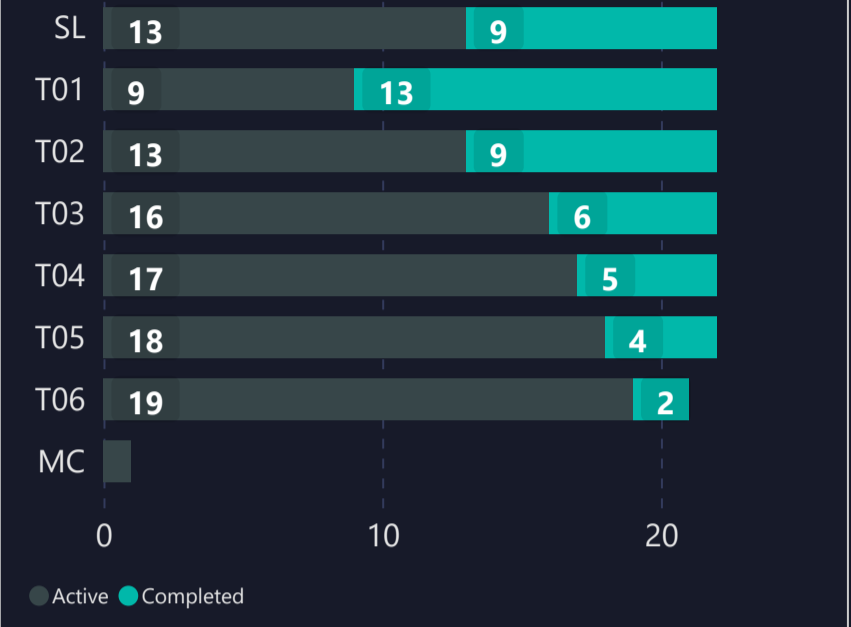
AVERAGE DURATION (HOURS)



AVERAGE PROFIT PER TARGET



INDIVIDUAL TARGETS STATUS



2) TARGET DURATION vs PROFIT/LOSS SCATTER CHART

Targets ● SL ● T01 ● T02 ● T03 ● T04 ● T05 ● T06

