

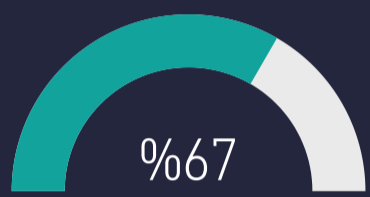


t.me/altsignals

# ALTSIGNALS BINANCE SPOT VIP REPORT 2022 DECEMBER



Success Rate



Completed Trades

63 # of Signals  
%384 Total Profit

Win Trades

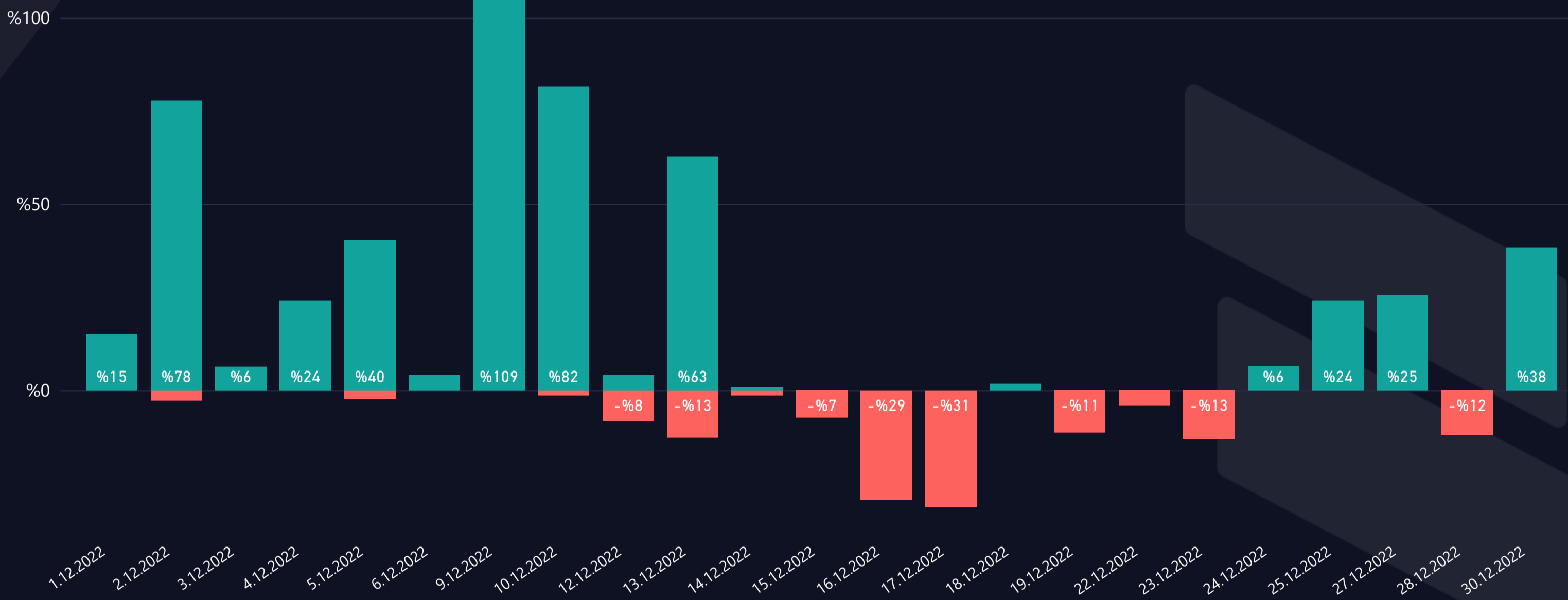
42 # of Trades  
%522 Win Profit

Loss Trades

21 # of Trades  
-%138 Loss Rate

## WIN & LOSS CHART

Win/Loss ● Loss ● Win



## TOP WIN & LOSS TRADES

Realization Date	Pair	Final Profit	Duration (days)	Final Target
30.12.2022	LON/USDT	%38,3	38,02	T05
2.12.2022	OPUL/USDT	%34,4	2,16	T05
9.12.2022	NULS/USDT	%32,7	9,55	T04
5.12.2022	AUCTION/USDT	%26,9	18,93	T05
9.12.2022	NULS/USDT	%24,3	21,86	T04

Realization Date	Pair	Total Loss	Duration (days)
16.12.2022	ATOM/USDT	-%14,0	11,26
23.12.2022	NULS/USDT	-%13,2	1,17
17.12.2022	FARM/USDT	-%13,2	7,55
13.12.2022	BURGER/USDT	-%12,8	6,00
17.12.2022	BADGER/USDT	-%12,2	6,80



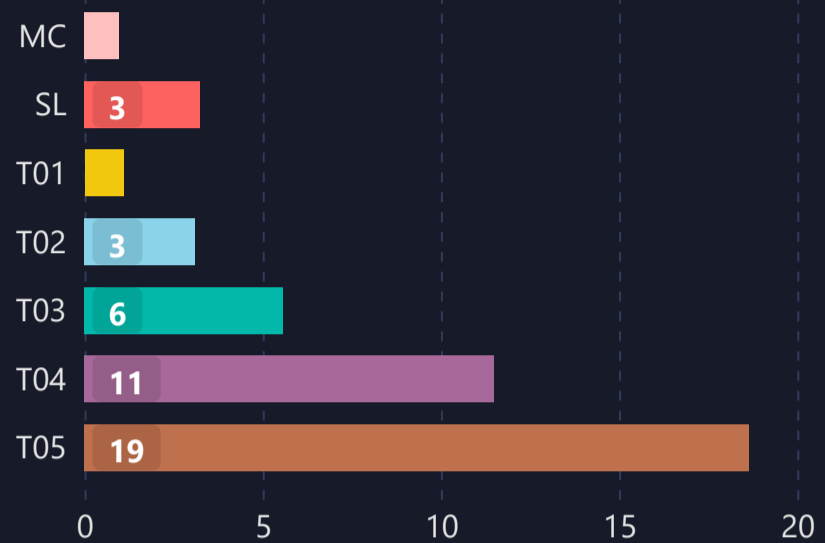
# LIST OF ALL TRADES

Signal Date	Pair	Lev.	Buy Rate	Target 1	Target 2	Target 3	Target 4	Target 5	Stop Loss	Man. Close	Dur. (Days)	Final P/L
16.11.2022	AUCTION/USDT	1	4.5300	4.7000	5.0000	5.2500	5.5000	5.7500	4.00000		8,93	%26,9 ▲
17.11.2022	NULS/USDT	1	0.1770	0.1850	0.1950	0.2050	0.2200		0.16000		11,20	%24,3 ▲
18.11.2022	TVK/USDT	1	0.0284	0.0302	0.0317	0.0330	0.0350		0.02600		10,66	%23,2 ▲
22.11.2022	DATA/USDT	1	0.0254	0.0262	0.0273	0.0285	0.0300		0.02200		6,56	%18,1 ▲
22.11.2022	PHA/USDT	1	0.1436	0.1485	0.1540	0.1600	0.1700	0.1800	0.12500		4,88	%18,4 ▲
22.11.2022	LON/USDT	1	0.6000	0.6300	0.6700	0.7200	0.7800	0.8300	0.52000		30,57	%38,3 ▲
27.11.2022	XVG/USDT	1	0.0026	0.0027	0.0028	0.0029	0.0031	0.0032	0.00230		15,02	%23,1 ▲
27.11.2022	FIS/USDT	1	0.3103	0.3160	0.3300	0.3450	0.3600	0.3800	0.27000		2,82	%6,3 ▲
28.11.2022	WAVES/USDT	1	2.3100	2.3500	2.3700	2.4100	2.4500	2.5300	2.25000		3,51	%9,5 ▲
28.11.2022	FIL/USDT	1	4.2600	4.4000	4.6000	4.9000	5.2000	5.5000	3.75000		2,11	%8,0 ▲
29.11.2022	NULS/USDT	1	0.1888	0.2005	0.2105	0.2305	0.2505	0.2906	0.17500		8,05	%32,7 ▲
29.11.2022	GTC/USDT	1	1.7400	1.8200	1.9000	2.0000	2.1000	2.2000	1.50000		2,11	%14,9 ▲
30.11.2022	PLD/USDT	1	0.0274	0.0306	0.0320	0.0340	0.0370	0.0400	0.02400		3,76	%24,1 ▲
30.11.2022	OPUL/USDT	1	0.0558	0.0582	0.0615	0.0650	0.0700	0.0750	0.04800		1,72	%34,4 ▲
2.12.2022	BAND/USDT	1	2.2000	2.2800	2.3200	2.3600	2.4400	2.6000	2.14000		0,11	-%2,7 ▼
2.12.2022	BAR/USDT	1	3.7300	3.8800	4.0500	4.2500	4.5000		3.35000		0,12	%4,0 ▲
2.12.2022	LAZIO/USDT	1	4.8700	5.0500	5.2700	5.5000	5.8000		4.30000		0,27	%12,9 ▲
5.12.2022	FOR/USDT	1	0.0172	0.0178	0.0182	0.0186	0.0192		0.01680		0,50	-%2,3 ▼
5.12.2022	GALA/USDT	1	0.0260	0.0270	0.0282	0.0295	0.0310	0.0330	0.02250		0,38	%3,8 ▲
5.12.2022	ATOM/USDT	1	10.4600	10.8500	11.3500	11.9000	12.4000	13.0000	9.00000		11,26	-%14,0 ▼
6.12.2022	GALA/USDT	1	0.0264	0.0284	0.0304	0.0324	0.0344		0.02420		5,47	-%8,3 ▼
6.12.2022	TORN/USDT	1	5.8300	6.0700	6.3500	6.7000	7.0500	7.4500	5.20000		0,06	%4,1 ▲
7.12.2022	BURGER/USDT	1	0.6420	0.6670	0.7000	0.7350	0.7700	0.8000	0.56000		6,00	-%12,8 ▼
8.12.2022	VIDT/USDT	1	0.0379	0.0394	0.0412	0.0430	0.0450	0.0475	0.03300		1,35	%4,0 ▲
8.12.2022	AUCTION/USDT	1	5.0800	5.2800	5.6800	6.0800	7.8800	8.6800	4.48000		1,47	%3,9 ▲
9.12.2022	SUN/USDT	1	0.0057	0.0059	0.0061	0.0065	0.0069	0.0077	0.00530		1,38	%20,6 ▲
9.12.2022	MDT/USDT	1	0.0245	0.0255	0.0265	0.0285	0.0305	0.0345	0.02145		0,52	%16,6 ▲
9.12.2022	GRT/USDT	1	0.0670	0.0690	0.0710	0.0750	0.0790	0.0830	0.06100		0,75	%17,9 ▲
9.12.2022	POWR/USDT	1	0.1500	0.1550	0.1600	0.1700	0.1800		0.13500		0,59	%6,7 ▲
9.12.2022	DREP/USDT	1	0.3122	0.3220	0.3320	0.3520	0.3720	0.4120	0.27200		0,01	%3,1 ▲
9.12.2022	FARM/USDT	1	35.7000	37.3000	38.8000	40.2000	42.0000	45.0000	31.00000		7,55	-%13,2 ▼
10.12.2022	WIN/USDT	1	0.0001	0.0001	0.0001	0.0001	0.0001		0.00008		3,18	%2,3 ▲
10.12.2022	DGB/USDT	1	0.0076	0.0078	0.0080	0.0084	0.0088		0.00680		1,81	%15,8 ▲
10.12.2022	LTO/USDT	1	0.0810	0.0840	0.0870	0.0930	0.0990		0.07200		0,06	%7,4 ▲
10.12.2022	RARE/USDT	1	0.1246	0.1272	0.1332	0.1392	0.1452		0.11520		0,04	%2,1 ▲
10.12.2022	LOKA/USDT	1	0.4362	0.4570	0.4670	0.4770	0.4970		0.43000		0,04	-%1,4 ▼
10.12.2022	RLC/USDT	1	1.0960	1.1600	1.2050	1.2500	1.3100	1.3600	1.00000		8,16	%24,1 ▲
10.12.2022	BADGER/USDT	1	2.5400	2.8300	3.0300	3.2300	3.4300	3.8300	2.23000		6,80	-%12,2 ▼
10.12.2022	HOOK/USDT	1	2.7200	2.7500	2.8000	2.9000	3.0000	3.2000	2.55000		0,10	%10,3 ▲
11.12.2022	USTC/USDT	1	0.0248	0.0258	0.0278	0.0298	0.0318	0.0330	0.02200		0,66	%4,0 ▲
11.12.2022	ZRX/USDT	1	0.1883	0.2016	0.2066	0.2116	0.2216	0.2316	0.17700		5,28	-%6,0 ▼
12.12.2022	LOVE/USDT	1	0.0015	0.0015	0.0016	0.0017	0.0018		0.00080		0,41	%20,0 ▲
13.12.2022	ZRX/USDT	1	0.1883	0.2016	0.2066	0.2116	0.2216	0.2316	0.17700	0.1799	3,09	-%4,5 ▼
13.12.2022	ADA/USDT	1	0.3060	0.3096	0.3165	0.3268	0.3940		0.30000		0,11	%3,4 ▲
13.12.2022	BICO/USDT	1	0.3270	0.3370	0.3500	0.3740	0.3940	0.4240	0.29400		0,25	%7,0 ▲
13.12.2022	SAND/USDT	1	0.5513	0.5704	0.5860	0.6043	0.6202		0.53000		0,11	%3,5 ▲
13.12.2022	AVAX/USDT	1	13.1600	13.1780	13.3040	13.5560	14.0600	14.5640	12.54800		0,06	%6,8 ▲
13.12.2022	LINK/USDT	1	6.7200	6.7857	6.8515	6.9830	7.2500	7.5130	6.46100		0,09	%3,9 ▲
14.12.2022	OOKI/USDT	1	0.0036	0.0037	0.0038	0.0039	0.0040	0.0041	0.00344		0,79	-%4,4 ▼
14.12.2022	XLM/USDT	1	0.0842	0.0842	0.0844	0.0849	0.0858	0.0867	0.08300		0,14	-%1,4 ▼
14.12.2022	MATIC/USDT	1	0.9307	0.9340	0.9380	0.9469	0.9632	0.9791	0.91310		0,12	%0,8 ▲
15.12.2022	ATA/USDT	1	0.1180	0.1228	0.1278	0.1335	0.1400	0.1500	0.10500		1,04	-%11,0 ▼
15.12.2022	DYDX/USDT	1	1.6840	1.7220	1.7980	1.8740	1.9500	2.0260	1.49400	1.6530	0,21	-%1,8 ▼
15.12.2022	BAND/USDT	1	1.9350	1.9550	1.9960	2.0360	2.1150	2.1950	1.85500	1.9130	0,21	-%1,1 ▼
18.12.2022	ACM/USDT	1	2.3500	2.4500	2.5000	2.5500	2.6500	2.7500	2.19000		5,94	%6,4 ▲
18.12.2022	ATM/USDT	1	2.4900	2.5900	2.6400	2.6900	2.7400	2.8400	2.34000		1,21	-%6,0 ▼
18.12.2022	PORTO/USDT	1	2.9000	2.9500	3.0500	3.1500	3.3500	3.5500	2.70000		0,03	%1,7 ▲
19.12.2022	OM/USDT	1	0.0300	0.0308	0.0313	0.0318	0.0323	0.0328	0.02930		0,31	-%2,2 ▼
19.12.2022	FIDA/USDT	1	0.3173	0.3315	0.3386	0.3457	0.3528		0.30310	0.3073	0,39	-%3,2 ▼
21.12.2022	NULS/USDT	1	0.1959	0.2000	0.2100	0.2200	0.2300	0.2400	0.17000		1,17	-%13,2 ▼
21.12.2022	PUNDIX/USDT	1	0.3550	0.3690	0.3790	0.3890	0.3990	0.4090	0.34000		1,28	-%4,2 ▼
22.12.2022	HFT/USDT	1	0.3300	0.3700	0.3900	0.4300	0.4700	0.5500	0.29000		6,27	-%12,1 ▼
26.12.2022	SKL/USDT	1	0.0224	0.0225	0.0227	0.0229	0.0231	0.0233	0.02192		0,63	%2,4 ▲

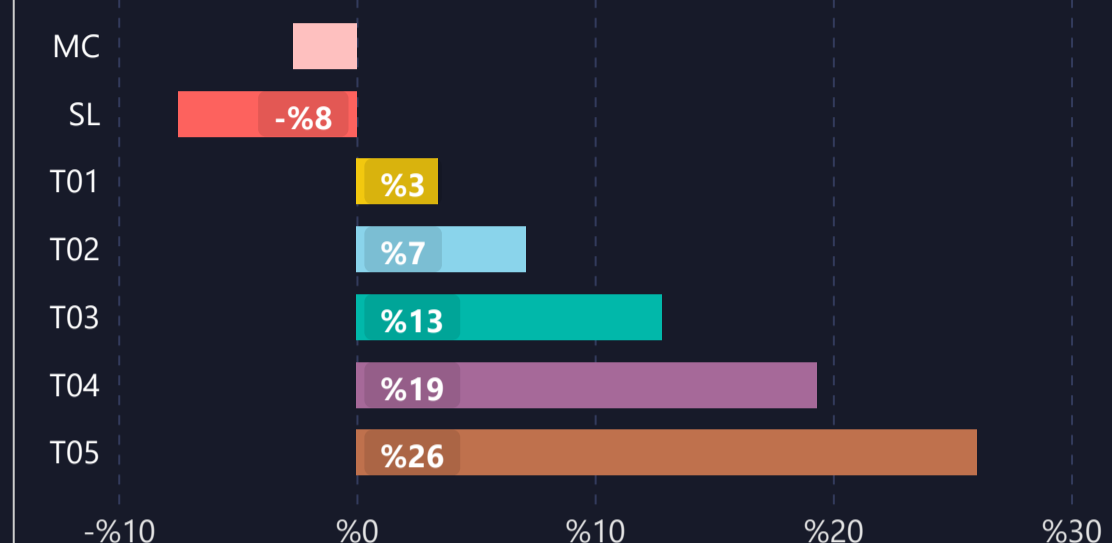


# 1) DETAILED STATS OF TARGETS (T1, T2, T3 etc.)

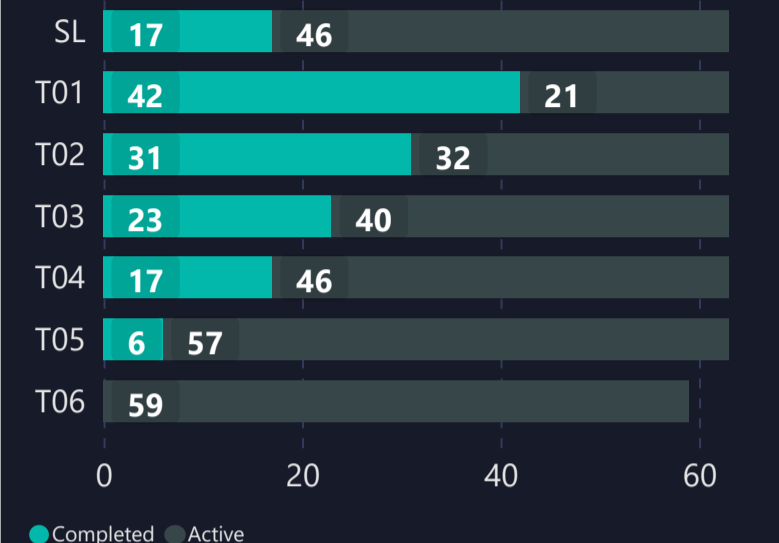
### AVERAGE DAYS TO HIT TARGETS



### AVERAGE PROFIT PER TARGET



### INDIVIDUAL TARGETS STATUS



# 2) TARGET DURATION vs PROFIT/LOSS SCATTER CHART

Targets ● MC ● SL ● T01 ● T02 ● T03 ● T04 ● T05

