


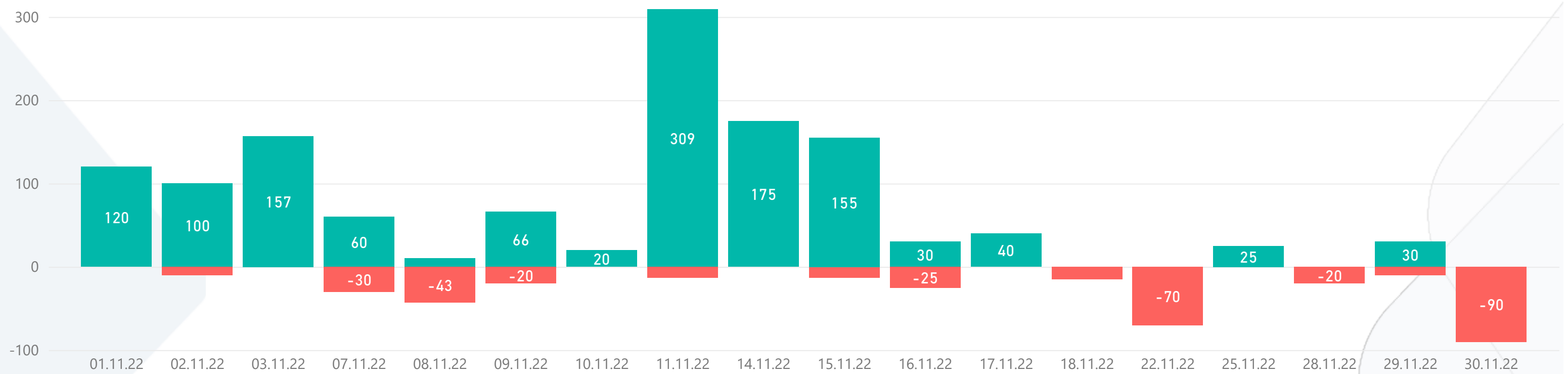
ALTFX REPORT 2022 NOVEMBER

~TOTAL PIPS~
938



1) WIN & LOSS CHART

Win/Loss ● Loss ● Win



2) TOP WIN & LOSS TRADES

Date	Pair	Buy Rate	Sell Rate	+ Pips	Dur. (hours)
11.11.2022	GBP/JPY	165.200	164.11000	109	0,7
2.11.2022	XAU/USD	1655.5000	1645.50	100	4,4
15.11.2022	XAU/USD	1775.0000	1785.00	100	3,0
3.11.2022	GBP/JPY	169.380	168.46000	92	23,5
11.11.2022	XAU/USD	1756.0000	1765.00	90	2,6

Date	Pair	Buy Rate	Sell Rate	- Pips	Dur. (hours)
22.11.2022	XAU/USD	1746.0000	1742.00	-40	3,7
7.11.2022	XAU/USD	1677.0000	1674.00	-30	4,1
30.11.2022	XAU/USD	1761.0000	1764.00	-30	4,1
22.11.2022	GBP/JPY	167.700	167.40000	-30	0,4
8.11.2022	GBP/JPY	168.180	167.90000	-28	1,0

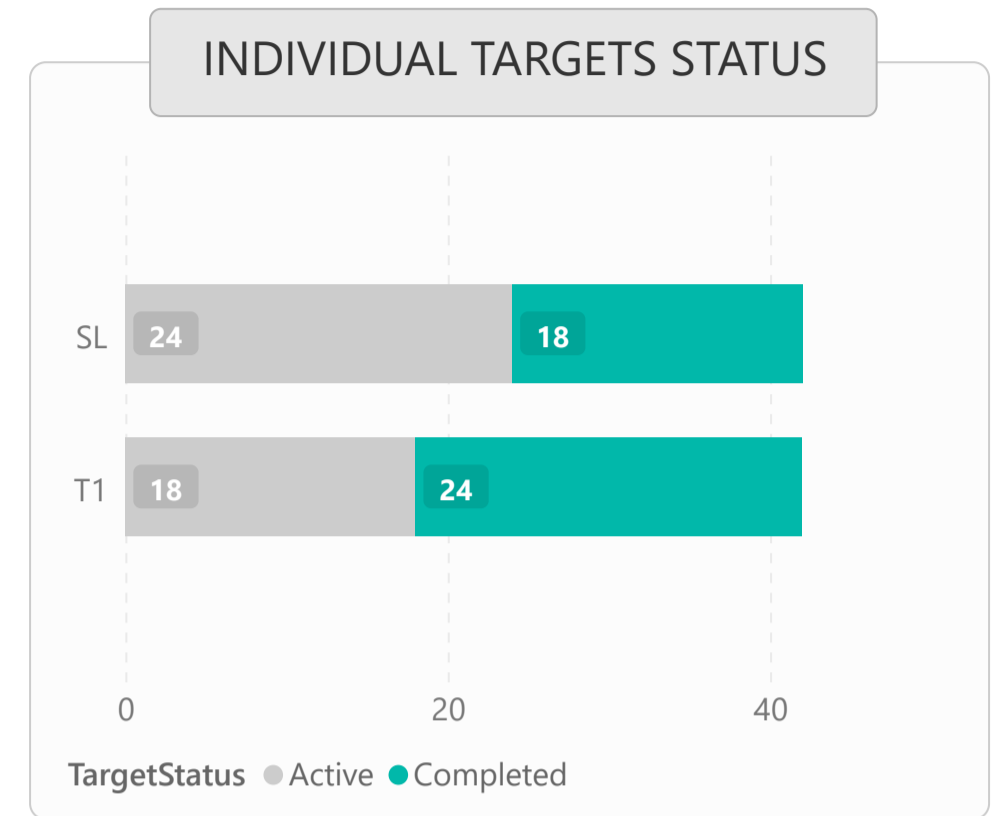
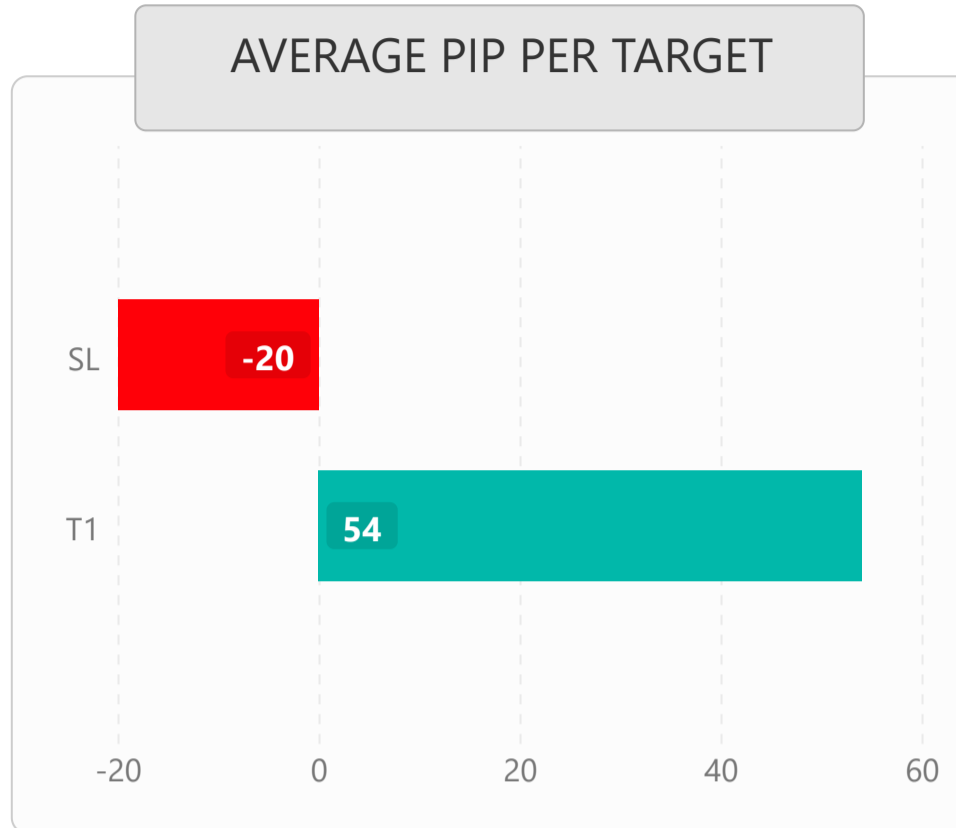
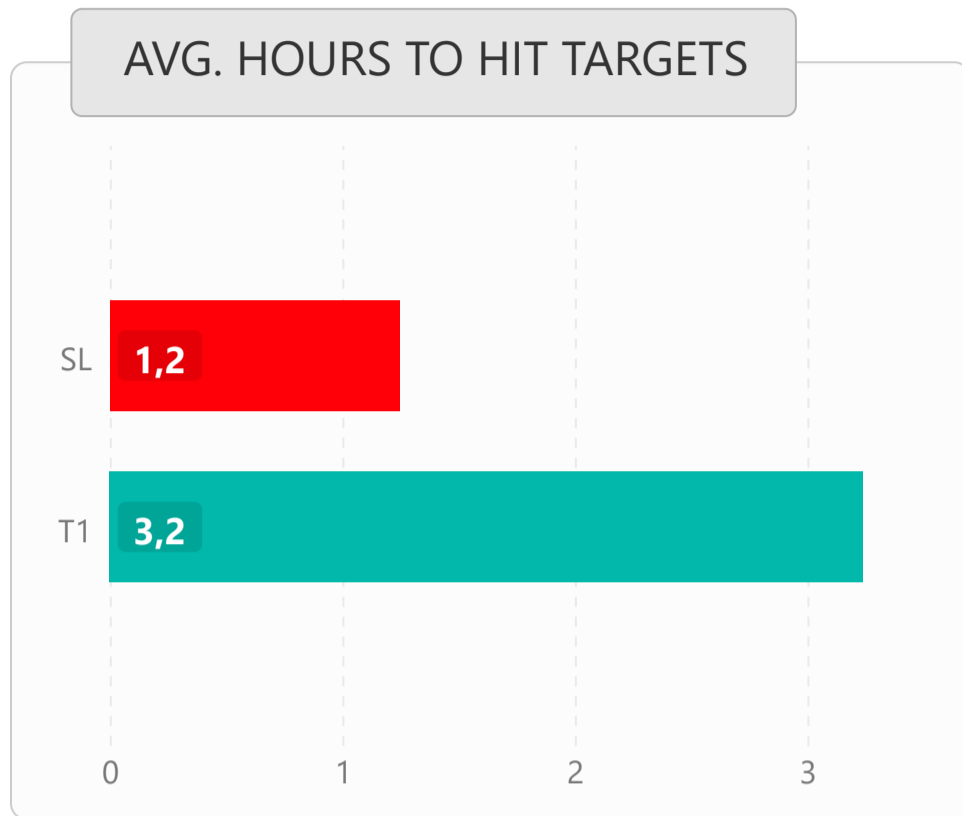


LIST OF ALL TRADES

Signal Date	Pair	Long/Short	Buy Rate	T1 Rate	T2 Rate	Stoploss Rate	Pips	Dur. (Hours)
1.11.2022	GBP/USD	Long	1.1525	1.1565		1.1511	40	4,3
1.11.2022	EUR/USD	Short	0.9938	0.9858		0.9958	80	1,5
2.11.2022	EUR/JPY	Short	145.430	143.700		145.530	-10	0,1
2.11.2022	GBP/JPY	Short	169.380	168.460		169.640	92	23,5
2.11.2022	XAU/USD	Short	1655.5000	1645.5000		1659.0000	100	4,4
3.11.2022	NZD/USD	Short	0.5785	0.5745		0.5800	40	3,5
3.11.2022	GBP/JPY	Long	166.800	167.050		166.600	25	0,6
7.11.2022	XAU/USD	Short	1673.0000	1667.0000		1675.0000	60	7,7
7.11.2022	XAU/USD	Long	1677.0000	1699.0000		1674.0000	-30	4,1
8.11.2022	GBP/JPY	Long	168.180	169.420		167.900	-28	1,0
8.11.2022	AUD/USD	Long	0.6476	0.6486		0.6467	10	0,3
8.11.2022	GBP/JPY	Long	168.000	169.420		167.850	-15	0,2
9.11.2022	EUR/USD	Short	1.0080	1.0014		1.0093	66	6,5
9.11.2022	XAU/USD	Short	1712.0000	1700.0000		1714.0000	-20	0,1
10.11.2022	GBP/JPY	Short	166.650	166.450		166.850	20	0,9
11.11.2022	GBP/JPY	Short	165.200	164.110		165.400	109	0,7
11.11.2022	GBP/USD	Short	1.1760	1.1720		1.1775	40	0,5
11.11.2022	GBP/JPY	Short	163.800	162.490		163.930	-13	0,1
11.11.2022	XAU/USD	Long	1756.0000	1765.0000		1754.0000	90	2,6
11.11.2022	GBP/JPY	Short	164.360	163.660		164.560	70	3,2
14.11.2022	GBP/JPY	Long	165.100	165.500		164.950	40	1,0
14.11.2022	XAU/USD	Long	1758.0000	1766.5000		1756.0000	85	1,9
14.11.2022	GBP/JPY	Short	165.000	164.500		165.100	50	0,9
15.11.2022	GBP/JPY	Long	165.050	166.840		164.920	-13	0,1
15.11.2022	GBP/JPY	Short	165.064	164.764		165.250	30	0,5
15.11.2022	XAU/USD	Long	1775.0000	1785.0000		1773.0000	100	3,0
15.11.2022	GBP/JPY	Long	165.950	166.200		165.800	25	0,3
16.11.2022	GBP/JPY	Short	165.600	163.200		165.850	-25	1,1
16.11.2022	GBP/JPY	Short	166.100	165.800		166.300	30	2,4
17.11.2022	GBP/JPY	Short	166.100	165.700		166.310	40	5,6
18.11.2022	GBP/JPY	Long	166.850	167.400		166.700	-15	0,2
22.11.2022	GBP/JPY	Long	167.700	168.700		167.400	-30	0,4
22.11.2022	XAU/USD	Long	1746.0000	1755.0000		1742.0000	-40	3,7
25.11.2022	GBP/USD	Long	1.2075	1.2100		1.2060	25	0,3
28.11.2022	GBP/JPY	Short	166.700	166.150		166.900	-20	2,0
29.11.2022	GBP/JPY	Short	166.220	165.085		166.320	-10	0,2
29.11.2022	XAU/USD	Long	1754.0000	1757.0000		1751.0000	30	1,7
30.11.2022	GBP/USD	Long	1.1980	1.2050		1.1975	-5	0,0
30.11.2022	GBP/JPY	Short	166.000	163.000		166.200	-20	0,5
30.11.2022	GBP/JPY	Short	166.500	165.500		166.700	-20	0,7
30.11.2022	XAU/USD	Short	1761.0000	1756.0000		1764.0000	-30	4,1
30.11.2022	GBP/USD	Long	1.1990	1.2120		1.1975	-15	3,7



1) DETAILED STATS OF TARGETS (T1, T2, T3 etc.)



2) TARGET DURATION vs PROFIT/LOSS SCATTER CHART

