



t.me/altsignals

# ALTSIGNALS BINANCE SPOT VIP REPORT 2022 NOVEMBER



Success Rate



Completed Trades

53 # of Signals  
%310 Total Profit

Win Trades

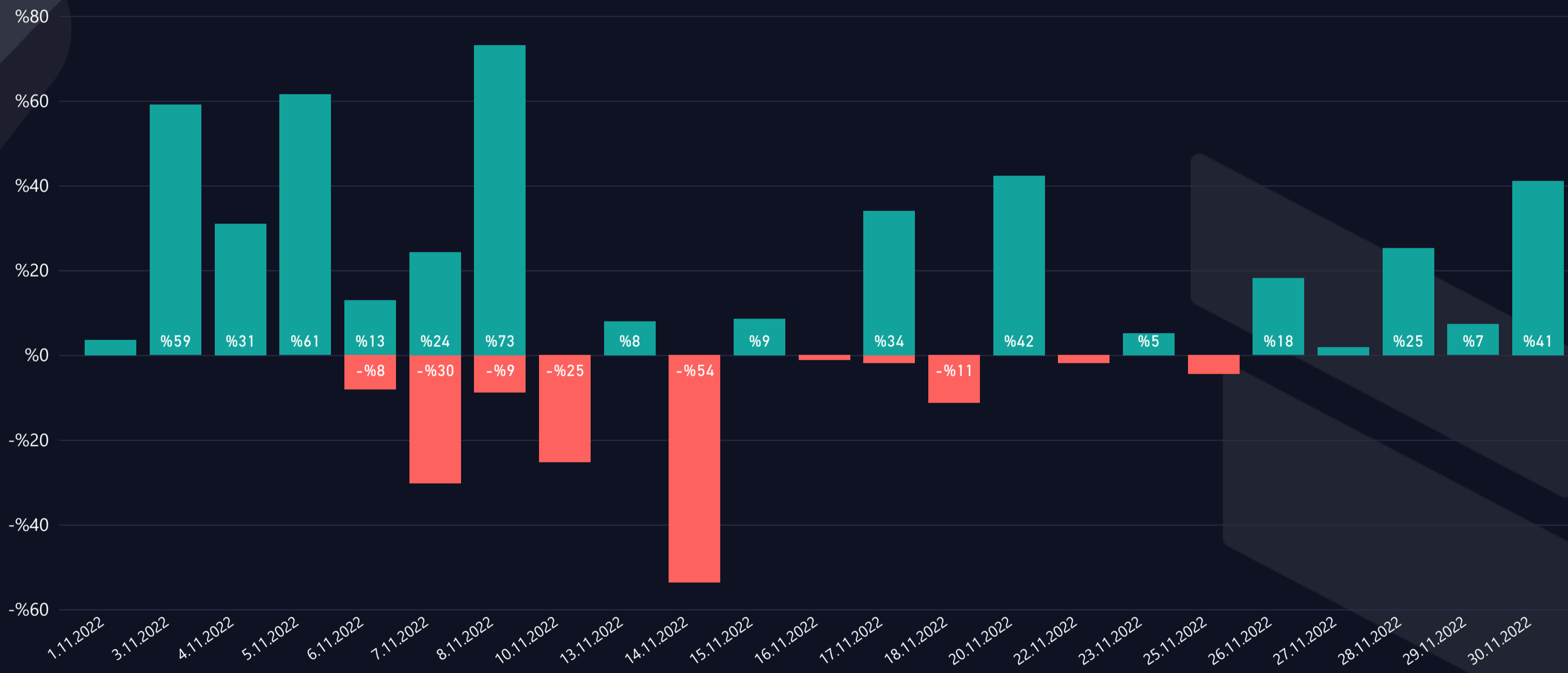
38 # of Trades  
%457 Win Profit

Loss Trades

15 # of Trades  
-%147 Loss Rate

## WIN & LOSS CHART

Win/Loss ● Loss ● Win



## TOP WIN & LOSS TRADES

Realization Date	Pair	Final Profit	Duration (days)	Final Target
8.11.2022	BNB/BTC	%48,4	97,02	T03
3.11.2022	FTM/USDT	%36,3	20,02	T03
17.11.2022	SYLO/USDT	%34,0	4,29	T04
5.11.2022	AXS/USDT	%25,7	0,71	T01
20.11.2022	NEBL/USDT	%22,0	2,64	T04

Realization Date	Pair	Total Loss	Duration (days)
14.11.2022	KSM/USDT	-%41,7	8,14
10.11.2022	ALPHA/BTC	-%25,3	97,07
7.11.2022	SANTOS/USDT	-%11,5	0,70
18.11.2022	FRA/USDT	-%11,2	1,96
8.11.2022	RARE/USDT	-%8,8	2,77



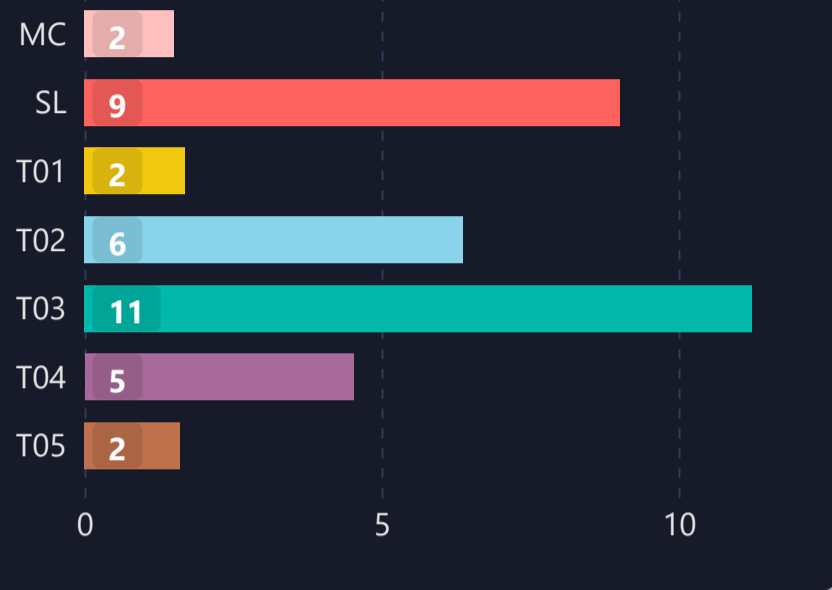
# LIST OF ALL TRADES

Signal Date	Pair	Lev.	Buy Rate	Target 1	Target 2	Target 3	Target 4	Target 5	Stop Loss	Man. Close	Dur. (Days)	Final P/L
3.08.2022	BNB/BTC	1	0.01280000	0.01430900	0.01615800	0.01900000			0.01046300		70,59	%48,4 ▲
4.08.2022	ALPHA/BTC	1	0.00000684	0.00000867	0.00001079	0.00001378			0.00000511		97,07	-%25,3 ▼
14.10.2022	FTM/USDT	1	0.2095	0.2293	0.2624	0.2855	0.3172		0.15250		17,62	%36,3 ▲
20.10.2022	STX/USDT	1	0.3070	0.3200	0.3350	0.3500	0.3700		0.26000		10,14	%9,1 ▲
23.10.2022	SC/USDT	1	0.0032	0.0033	0.0035	0.0037	0.0041		0.00280		9,49	%14,6 ▲
29.10.2022	DATA/USDT	1	0.0327	0.0338	0.0350	0.0370	0.0400		0.02800		7,77	%7,2 ▲
30.10.2022	RAD/USDT	1	2.1350	2.1800	2.3000	2.4000	2.6000	2.8000	1.80000		2,50	%12,4 ▲
31.10.2022	PYR/USDT	1	4.6300	4.7500	5.0000	5.2000	5.5000		4.10000		3,14	%12,3 ▲
1.11.2022	HOT/USDT	1	0.0021	0.0021	0.0021	0.0022	0.0022	0.0022	0.00198		0,27	%3,6 ▲
3.11.2022	TVK/USDT	1	0.0358	0.0372	0.0390	0.0410	0.0430	0.0450	0.03200		1,09	%8,9 ▲
3.11.2022	XCN/USDT	1	0.0530	0.0556	0.0585	0.0615	0.0650	0.0700	0.04700		0,27	%10,4 ▲
4.11.2022	KNC/USDT	1	0.9220	0.9500	1.0000	1.5000	1.1000		0.81000		0,35	%8,5 ▲
4.11.2022	CRV/USDT	1	0.9860	1.0000	1.1000	1.1500	1.2000		0.85000		0,18	%11,6 ▲
4.11.2022	ATOM/USDT	1	14.9230	15.2000	16.0000	17.0000	18.0000	20.0000	12.50000		0,26	%1,9 ▲
4.11.2022	AXS/USDT	1	9.1500	11.5000	13.0000	17.8500	28.2000	30.9000	6.59000		0,71	%25,7 ▲
5.11.2022	USTC/USDT	1	0.0390	0.0420	0.0440	0.0460	0.0480	0.0500	0.03600		1,75	-%7,7 ▼
5.11.2022	RARE/USDT	1	0.1645	0.1740	0.1800	0.1900	0.2000		0.15000		2,77	-%8,8 ▼
5.11.2022	ENJ/USDT	1	0.4800	0.5100	0.5300	0.5500	0.5700	0.6000	0.45000		1,69	-%6,2 ▼
5.11.2022	IMX/USDT	1	0.6750	0.7250	0.7600	0.8000	0.8500	0.9000	0.62000		1,48	-%8,1 ▼
5.11.2022	ALPINE/USDT	1	3.3350	3.4200	3.6000	3.8000	4.0000		2.90000		0,28	%7,9 ▲
5.11.2022	ASR/USDT	1	3.3940	3.5000	3.7000	4.0000	4.2000		3.00000		0,72	%3,1 ▲
5.11.2022	KSM/USDT	1	39.4700	88.0000	129.0000	135.0000	202.0000		23.00000		8,14	-%41,7 ▼
6.11.2022	P00LS/USDT	1	0.3160	0.3300	0.3500	0.3700	0.4000	0.4500	0.27000		0,91	%17,1 ▲
6.11.2022	COCOS/USDT	1	0.6237	0.6350	0.6650	0.7000	0.7400	0.8000	0.57000		0,00	%1,8 ▲
6.11.2022	SANTOS/USDT	1	13.5610	14.0000	15.0000	16.0000			12.00000		0,70	-%11,5 ▼
7.11.2022	PLATO/USDT	1	0.0001	0.0001	0.0001	0.0001	0.0002		0.00010		0,44	%21,7 ▲
7.11.2022	MDX/USDT	1	0.1240	0.1350	0.1400	0.1500	0.1600	0.1800	0.11800		0,30	-%4,8 ▼
8.11.2022	CLV/USDT	1	0.0787	0.0810	0.0850	0.0900	0.0950		0.06800		0,01	%2,9 ▲
12.11.2022	SYLO/USDT	1	0.0021	0.0023	0.0024	0.0026	0.0028		0.00180		2,79	%34,0 ▲
12.11.2022	RNDR/USDT	1	0.5280	0.5480	0.5700	0.6000	0.6300	0.6600	0.47000		0,54	%8,0 ▲
13.11.2022	PYR/USDT	1	3.0100	3.2500	3.4000	3.5500	3.7000		2.75000		0,88	-%8,6 ▼
14.11.2022	DUSK/USDT	1	0.0910	0.0930	0.0940	0.0960	0.0980		0.08800		0,00	-%3,3 ▼
14.11.2022	ZRX/USDT	1	0.1750	0.1820	0.1900	0.2000	0.2100		0.16000		0,74	%8,6 ▲
15.11.2022	APE/USDT	1	2.9850	3.0980	3.1560	3.2280	3.5700		2.80000	2.9290	1,95	-%1,9 ▼
15.11.2022	FIL/USDT	1	4.3800	4.6000	4.8000	5.0000	5.2500		3.95000	4.3300	1,07	-%1,1 ▼
16.11.2022	FRA/USDT	1	0.0017	0.0019	0.0021	0.0022	0.0024		0.00150		1,96	-%11,2 ▼
16.11.2022	AUCTION/USDT	1	4.5300	4.7000	5.0000	5.2500	5.5000	5.7500	4.00000		2,27	%15,9 ▲
17.11.2022	LTO/USDT	1	0.0733	0.0745	0.0780	0.0820	0.0860		0.06200		6,60	%17,3 ▲
17.11.2022	NULS/USDT	1	0.1770	0.1850	0.1950	0.2050	0.2200		0.16000		7,64	%15,8 ▲
17.11.2022	MOB/USDT	1	0.6180	0.6350	0.6500	0.7000	0.7300		0.54000		4,57	%18,1 ▲
17.11.2022	NEBL/USDT	1	1.2700	1.3200	1.3800	1.4500	1.5500		1.10000		0,75	%22,0 ▲
18.11.2022	PERL/USDT	1	0.0182	0.0190	0.0200	0.0210	0.0220		0.01650		2,04	%4,4 ▲
21.11.2022	BTC/USDT	1	15790.0000	16149.0000	16298.0000	16446.0000	16600.0000		15489.00000		0,05	-%1,9 ▼
22.11.2022	DATA/USDT	1	0.0254	0.0262	0.0273	0.0285	0.0300		0.02200		3,07	%12,2 ▲
22.11.2022	BTC/USDT	1	15790.0000	16149.0000	16298.0000	16446.0000	16600.0000		15489.00000		0,38	%5,1 ▲
24.11.2022	HFT/USDT	1	0.4795	0.5050	0.5200	0.5300	0.5500		0.45800		0,38	-%4,5 ▼
27.11.2022	XVG/USDT	1	0.0026	0.0027	0.0028	0.0029	0.0031	0.0032	0.00230		0,64	%7,7 ▲
27.11.2022	FIS/USDT	1	0.3103	0.3160	0.3300	0.3450	0.3600	0.3800	0.27000		0,17	%1,8 ▲
28.11.2022	WAVES/USDT	1	2.3300	2.3500	2.3700	2.4100	2.4500	2.5300	2.25000		0,06	%1,7 ▲
28.11.2022	FIL/USDT	1	4.2600	4.4000	4.6000	4.9000	5.2000	5.5000	3.75000		0,50	%3,3 ▲
28.11.2022	ATOM/USDT	1	9.7000	9.8000	9.9000	10.0000	10.2000	10.4000	9.30000		0,82	%7,2 ▲
29.11.2022	CVX/USDT	1	4.0000	4.1600	4.3500	4.5500	4.7500	5.0000	3.50000		0,13	%4,0 ▲
30.11.2022	OPUL/USDT	1	0.0558	0.0582	0.0615	0.0650	0.0700	0.0750	0.04800		0,16	%4,3 ▲

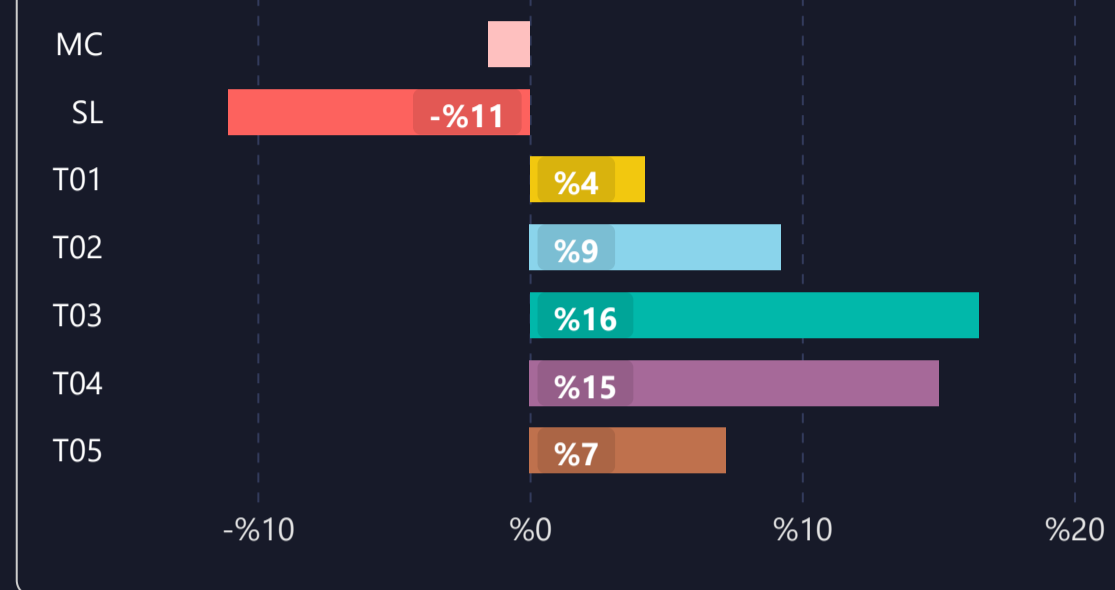


# 1) DETAILED STATS OF TARGETS (T1, T2, T3 etc.)

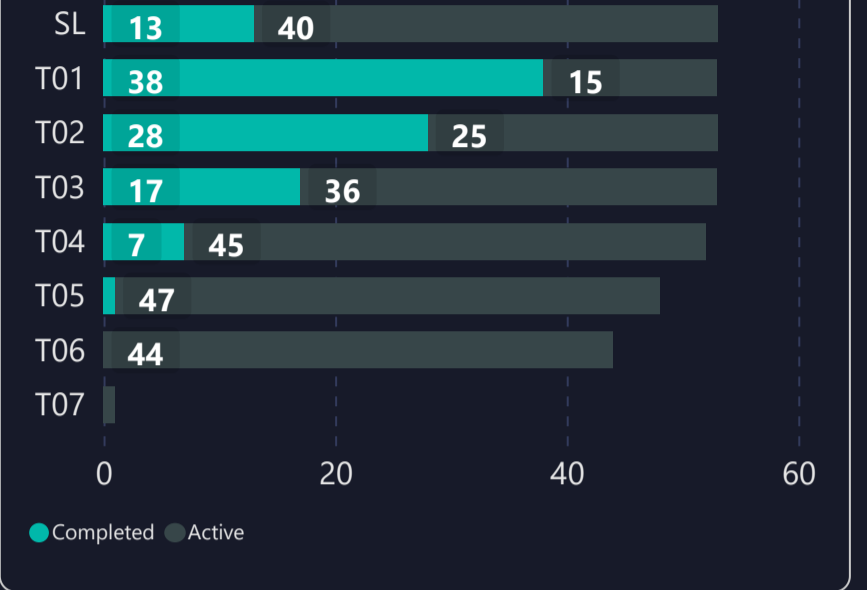
### AVERAGE DAYS TO HIT TARGETS



### AVERAGE PROFIT PER TARGET



### INDIVIDUAL TARGETS STATUS



# 2) TARGET DURATION vs PROFIT/LOSS SCATTER CHART

Targets ● MC ● SL ● T01 ● T02 ● T03 ● T04 ● T05

