


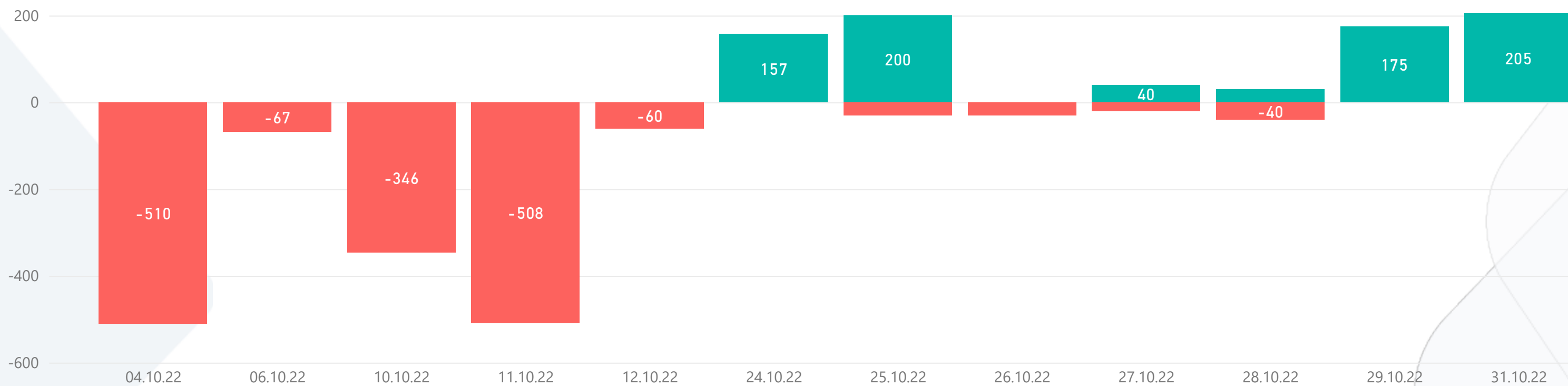
ALTFX REPORT 2022 OCTOBER

~TOTAL PIPS~
-804



1) WIN & LOSS CHART

Win/Loss ● Loss ● Win



2) TOP WIN & LOSS TRADES

Date	Pair	Buy Rate	Sell Rate	+ Pips	Dur. (hours)
29.10.2022	GBP/JPY	169.250	171.00000	175	13,6
31.10.2022	US30/USD	32760.0000	32744.00	160	2,5
24.10.2022	US30/USD	31430.0000	31445.70	157	2,8
25.10.2022	US30/USD	31460.0000	31450.00	100	0,7
25.10.2022	XAU/USD	1647.0000	1639.00	80	2,3

Date	Pair	Buy Rate	Sell Rate	- Pips	Dur. (hours)
4.10.2022	US100/USD	11590.0000	11539.00	-510	1,7
11.10.2022	NDX100/USD	10755.4100	10806.22	-508	0,1
10.10.2022	NDX100/USD	10991.4100	11026.00	-346	2,2
6.10.2022	SPX500/USD	3764.8700	3771.61	-67	0,4
12.10.2022	EUR/AUD	1.5483	1.54400	-43	0,3

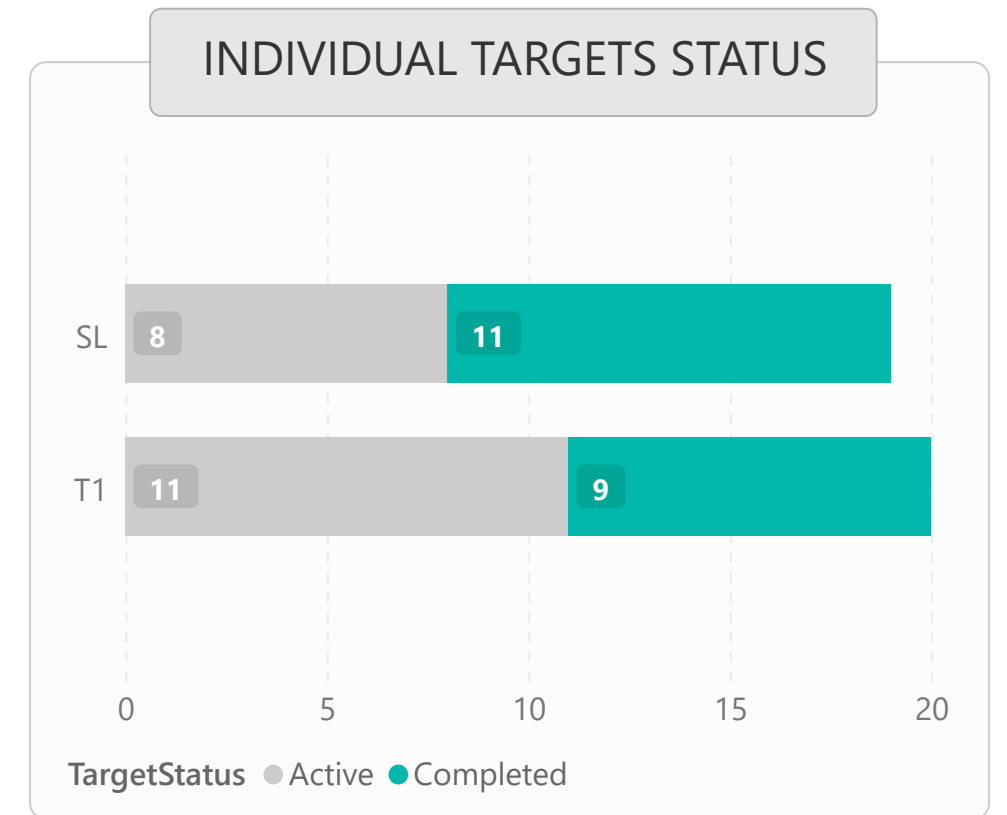
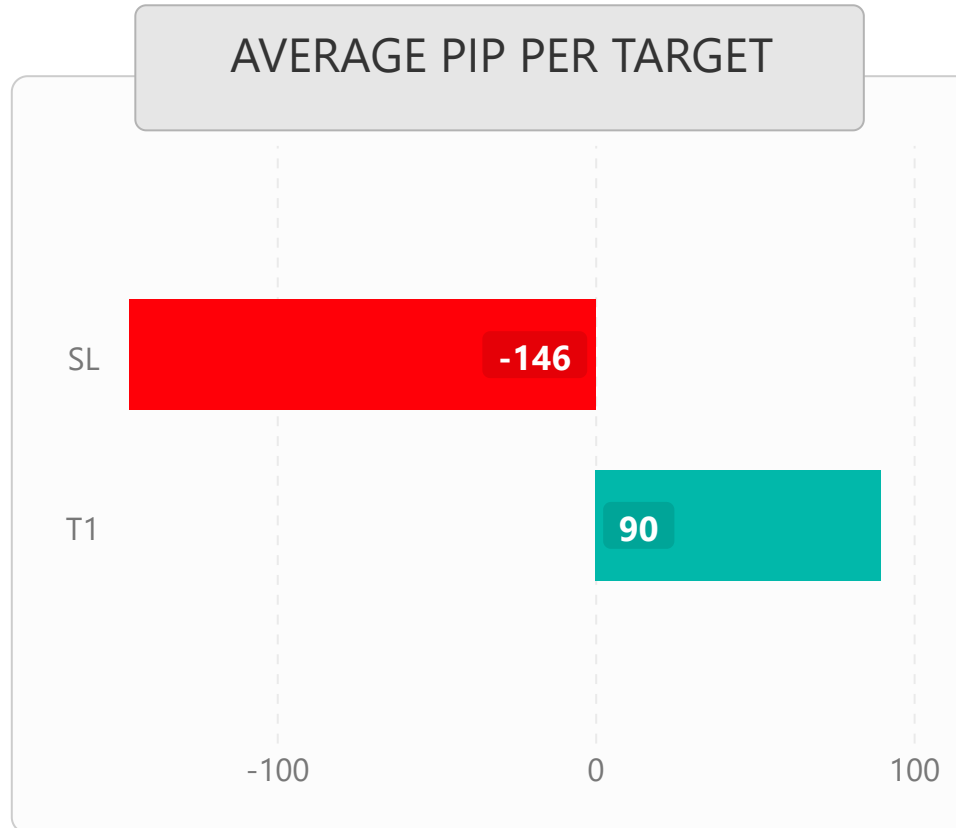
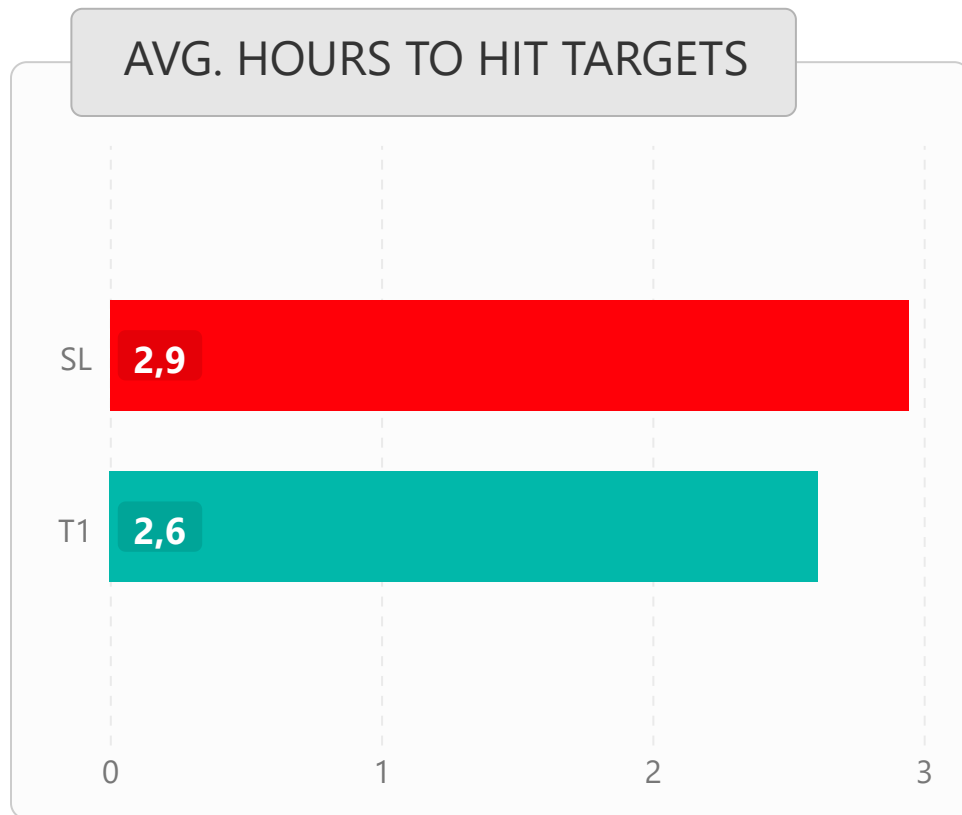


LIST OF ALL TRADES

Signal Date	Pair	Long/Short	Buy Rate	T1 Rate	T2 Rate	Stoploss Rate	Pips	Dur. (Hours)
4.10.2022	US100/USD	Long	11590.0000	11642.0000		11539.0000	-510	1,7
6.10.2022	SPX500/USD	Short	3764.8700	3756.9000		3771.6100	-67	0,4
10.10.2022	NDX100/USD	Short	10991.4100	10959.0000		11026.0000	-346	2,2
11.10.2022	NDX100/USD	Short	10755.4100	10705.2600		10806.2200	-508	0,1
12.10.2022	AUD/CHF	Short	0.6231	0.6208		0.6248	-17	3,4
12.10.2022	EUR/AUD	Long	1.5483	1.5538		1.5440	-43	0,3
24.10.2022	US30/USD	Long	31430.0000	31445.7000		31140.0000	157	2,8
25.10.2022	US30/USD	Short	1.1290	1.1220		1.1313	-23	2,7
25.10.2022	US30/USD	Long	31500.0000	31502.0000		31500.0000	20	0,2
25.10.2022	XAU/USD	Short	1647.0000	1639.0000		1650.5000	80	2,3
25.10.2022	US30/USD	Short	31460.0000	31450.0000		31500.0000	100	0,7
25.10.2022	EUR/GBP	Short	0.8706	0.8625		0.8713	-7	0,8
26.10.2022	XAU/USD	Short	1670.0000	1661.8000		1673.0000	-30	1,2
27.10.2022	GBP/USD	Long	1.1595	1.2150		1.1575	-20	5,7
27.10.2022	XAU/USD	Short	1660.0000	1656.0000			40	0,6
27.10.2022	EUR/USD	Long	0.9990	1.0160		0.9950	-40	13,9
28.10.2022	GBP/JPY	Long	169.250	171.000		168.900	175	13,6
28.10.2022	XAU/USD	Long	1649.0000	1652.0000		1645.0000	30	0,2
31.10.2022	US30/USD	Short	32760.0000	32744.0000		32800.0000	160	2,5
31.10.2022	XAU/USD	Short	1639.0000	1634.5000		1644.0000	45	0,7



1) DETAILED STATS OF TARGETS (T1, T2, T3 etc.)



2) TARGET DURATION vs PROFIT/LOSS SCATTER CHART

