



t.me/altsignals

# ALTSIGNALS BINANCE SPOT VIP REPORT 2022 OCTOBER



Success Rate



Completed Trades

33 # of Signals  
%174 Total Profit

Win Trades

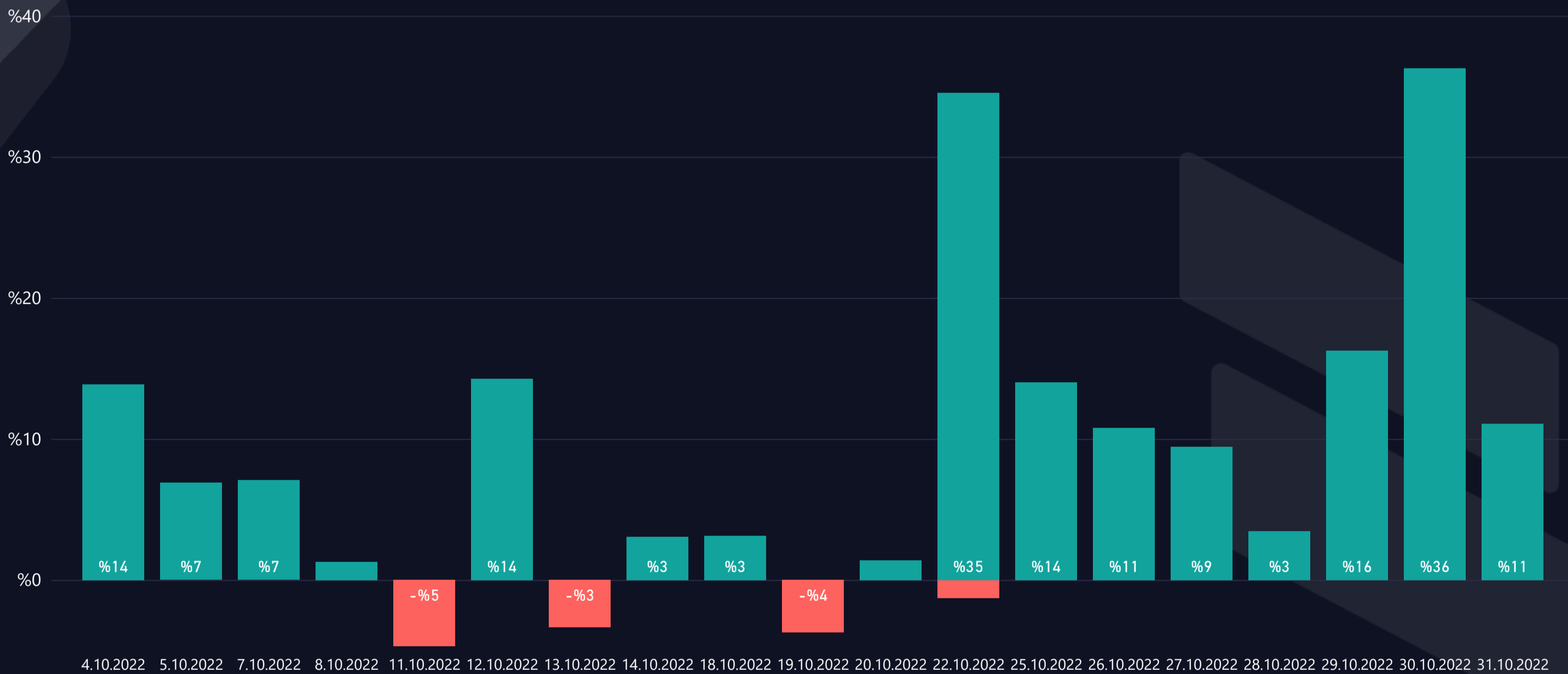
28 # of Trades  
%187 Win Profit

Loss Trades

5 # of Trades  
-%13 Loss Rate

## WIN & LOSS CHART

Win/Loss ● Loss ● Win



## TOP WIN & LOSS TRADES

Realization Date	Pair	Final Profit	Duration (days)	Final Target
30.10.2022	BNB/BTC	%26,2	87,77	T02
22.10.2022	IRIS/USDT	%21,4	1,72	T04
12.10.2022	HBAR/USDT	%14,3	10,06	T04
22.10.2022	CHZ/USDT	%13,1	0,52	T04
29.10.2022	ALICE/USDT	%13,0	4,37	T04

Realization Date	Pair	Total Loss	Duration (days)
19.10.2022	ADA/USDT	-%3,7	2,05
13.10.2022	NEO/USDT	-%3,3	0,73
11.10.2022	NEO/USDT	-%2,7	0,60
11.10.2022	MANA/USDT	-%2,0	0,59
22.10.2022	SOL/USDT	-%1,3	0,46



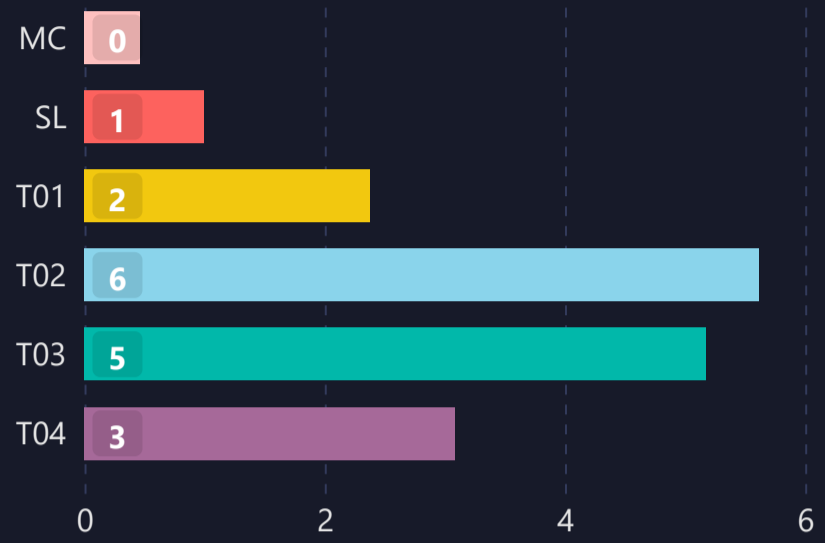
# LIST OF ALL TRADES

Signal Date	Pair	Lev.	Buy Rate	Target 1	Target 2	Target 3	Target 4	Target 5	Stop Loss	Man. Close	Dur. (Days)	Final P/L
3.08.2022	BNB/BTC	1	0.01280000	0.01430900	0.01615800	0.01900000			0.01046300		57,38	%26,2 ▲
21.09.2022	BTC/USDT	1	19000.0000	19100.0000	19200.0000	19600.0000	20100.0000	20500.0000	18400.00000		11,54	%3,2 ▲
29.09.2022	TOMO/USDT	1	0.4464	0.4490	0.4580	0.4670	0.4770		0.41870		1,70	%4,6 ▲
1.10.2022	DOT/USDT	1	6.1500	6.3300	6.3900	6.4500	6.5200	6.7500	6.05000		2,40	%6,0 ▲
2.10.2022	HBAR/USDT	1	0.0568	0.0580	0.0606	0.0616	0.0649	0.0698	0.05500		5,69	%14,3 ▲
2.10.2022	ADA/USDT	1	0.4306	0.4348	0.4400	0.4457	0.4600		0.40270		2,04	%1,0 ▲
3.10.2022	SAND/USDT	1	0.8174	0.8269	0.8400	0.8552	0.8737		0.79610		1,10	%6,9 ▲
3.10.2022	DOT/USDT	1	6.2600	6.3500	6.4000	6.5500	6.8000	7.0000	5.94000		0,38	%2,2 ▲
5.10.2022	XRP/USDT	1	0.4936	0.4988	0.5045	0.5285	0.5531		0.45000		0,86	%7,1 ▲
7.10.2022	NEO/USDT	1	8.4900	8.5200	8.6000	8.8000	8.9000		8.20000		0,40	%1,3 ▲
10.10.2022	MANA/USDT	1	0.6813	0.6932	0.6994	0.7015	0.7125		0.66760		0,59	-%2,0 ▼
10.10.2022	NEO/USDT	1	8.3750	8.5200	8.6000	8.8000	8.9000		8.15000		0,60	-%2,7 ▼
12.10.2022	NEO/USDT	1	8.0700	8.2500	8.3500	8.5000	8.6500		7.80000		0,73	-%3,3 ▼
13.10.2022	NEO/USDT	1	7.8600	7.9000	8.1000	8.2500	8.4500		7.40000		0,19	%3,1 ▲
14.10.2022	FTM/USDT	1	0.2095	0.2293	0.2624	0.2855	0.3172		0.15250		12,83	%9,5 ▲
15.10.2022	BTC/USDT	1	19100.0000	19220.0000	19350.0000	19500.0000	19700.0000		18500.00000		1,47	%3,1 ▲
17.10.2022	ADA/USDT	1	0.3687	0.3775	0.3806	0.3868	0.3895	0.4050	0.35500		2,05	-%3,7 ▼
19.10.2022	NEO/USDT	1	7.8000	7.9100	8.0000	8.2000	8.3000		7.60000		1,00	%1,4 ▲
20.10.2022	STX/USDT	1	0.3070	0.3200	0.3350	0.3500	0.3700		0.26000		5,51	%4,2 ▲
21.10.2022	IRIS/USDT	1	0.0173	0.0178	0.0185	0.0200	0.0210		0.01400		1,65	%21,4 ▲
21.10.2022	CHZ/USDT	1	0.1666	0.1746	0.1812	0.1822	0.1885		0.15900		0,26	%13,1 ▲
21.10.2022	SOL/USDT	1	27.9400	28.9600	29.5300	30.0000	30.5000		26.80000	27.5800	0,46	-%1,3 ▼
23.10.2022	SC/USDT	1	0.0032	0.0033	0.0035	0.0037	0.0041		0.00280		2,81	%3,4 ▲
24.10.2022	BSW/USDT	1	0.2550	0.2650	0.2850	0.3000	0.3200		0.22000		0,65	%3,9 ▲
24.10.2022	UFT/USDT	1	0.3270	0.3420	0.3600	0.3800	0.4000		0.29000		0,41	%10,1 ▲
25.10.2022	STPT/USDT	1	0.0424	0.0440	0.0460	0.0480	0.0550		0.03700		6,13	%8,5 ▲
25.10.2022	ALICE/USDT	1	1.5480	1.5700	1.6200	1.7000	1.7500		1.40000		1,32	%13,0 ▲
28.10.2022	ACH/USDT	1	0.0121	0.0125	0.0130	0.0135	0.0140		0.01050		0,22	%3,5 ▲
28.10.2022	BTC/USDT	1	20150.0000	20300.0000	20500.0000	20600.0000	20800.0000		19800.00000		0,43	%3,2 ▲
30.10.2022	LINA/USDT	1	0.0087	0.0087	0.0088	0.0089	0.0090	0.0091	0.00810		0,01	%1,4 ▲
30.10.2022	RAD/USDT	1	2.1350	2.1800	2.3000	2.4000	2.6000	2.8000	1.80000		0,04	%2,1 ▲
30.10.2022	PYR/USDT	1	4.8800	5.0000	5.2000	5.5000	5.7000	6.0000	4.50000		0,06	%6,6 ▲
31.10.2022	PYR/USDT	1	4.6300	4.7500	5.0000	5.2000	5.0000	5.0000	4.10000		0,09	%2,6 ▲

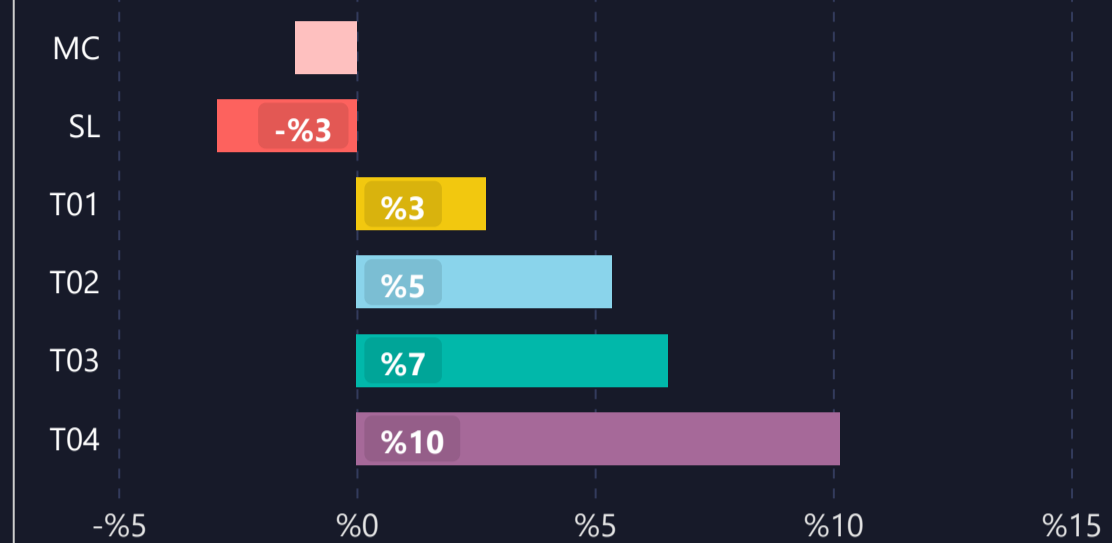


# 1) DETAILED STATS OF TARGETS (T1, T2, T3 etc.)

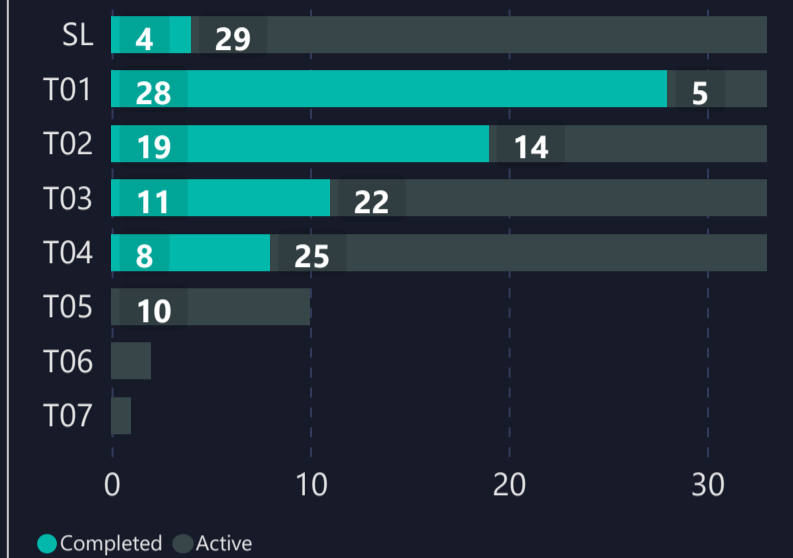
### AVERAGE DAYS TO HIT TARGETS



### AVERAGE PROFIT PER TARGET



### INDIVIDUAL TARGETS STATUS



# 2) TARGET DURATION vs PROFIT/LOSS SCATTER CHART

Targets ● MC ● SL ● T01 ● T02 ● T03 ● T04

