



t.me/altsignals

ALTSIGNALS BINANCE FUTURES VIP REPORT 2022 SEPTEMBER

~TOTAL PROFIT~
%1266

Success Rate



%77

Completed Trades

30

of Signals

%1266

Total Profit

Win Trades

23

of Trades

%1622

Win Profit

Loss Trades

7

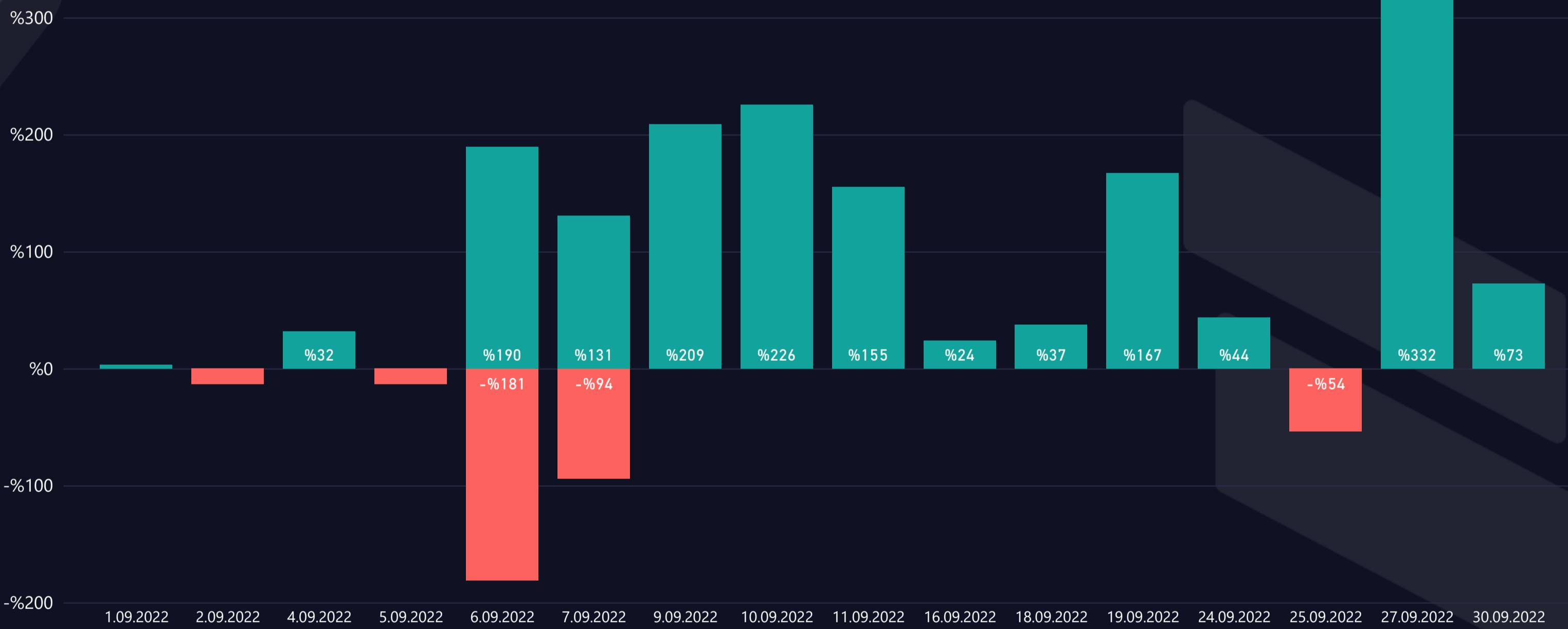
of Trades

-%356

Loss Rate

WIN & LOSS CHART

Win/Loss ● Loss ● Win



TOP WIN & LOSS TRADES

Realization Date	Pair	Final Profit	Duration (hours)	Final Target
10.09.2022	HNT/USDT	%225,8	18,60	T08
19.09.2022	ZRX/USDT	%167,2	724,59	T06
27.09.2022	ONE/USDT	%134,7	180,86	T04
11.09.2022	APE/USDT	%133,2	23,98	T05
7.09.2022	ARPA/USDT	%130,6	137,11	T04

Realization Date	Pair	Total Loss	Duration (hours)
7.09.2022	CRV/USDT	-%94,3	24,48
6.09.2022	CTSI/USDT	-%71,1	6,25
6.09.2022	RUNE/USDT	-%61,7	8,57
25.09.2022	ALGO/USDT	-%54,0	20,03
6.09.2022	ETC/USDT	-%48,5	4,02



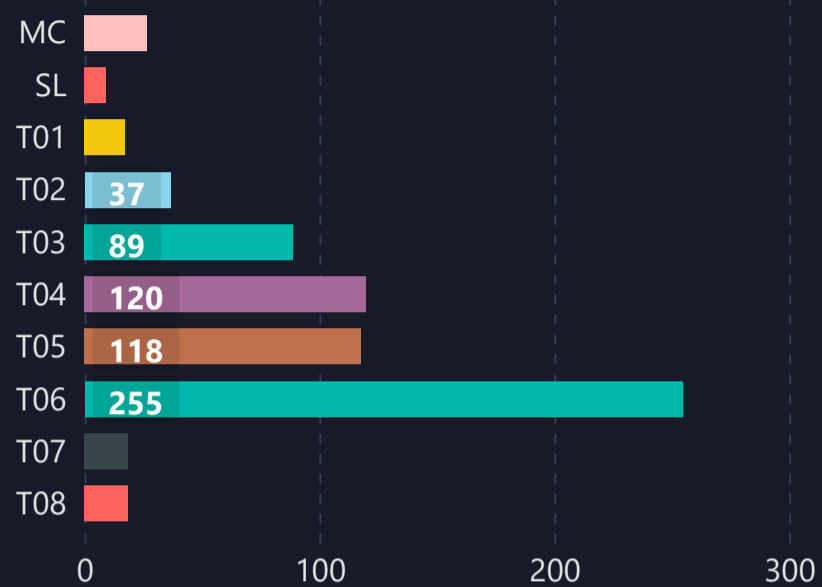
LIST OF ALL TRADES

Signal Date	Pair	Lev.	Buy Rate	Target 1	Target 2	Target 3	Target 4	Target 5	Target 6	Target 7	Target 8	Stop Loss	Man. Close	Dur. (hours)	Final P/L
20.08.2022	ZRX/USDT	10	0.3062	0.3000	0.2940	0.2880	0.2800	0.2700	0.2550	0.2400	0.2250	0.35000	0.2000	286,31	%167,2 ▲
29.08.2022	HBAR/USDT	10	0.0637	0.0616	0.0606	0.0592	0.0579	0.0541	0.0500			0.07130	0.0635	71,42	%3,1 ▲
30.08.2022	MATIC/USDT	10	0.8425	0.8559	0.8764	0.9171	0.9528	1.0000				0.74910		81,66	%88,5 ▲
1.09.2022	SOL/USDT	10	31.2000	31.7800	32.2000	32.7400	33.1300					29.80000		54,99	%61,9 ▲
1.09.2022	ARPA/USDT	10	0.0342	0.0348	0.0359	0.0379	0.0386					0.03382		69,64	%130,6 ▲
2.09.2022	EOS/USDT	10	1.5100	1.5300	1.5380	1.5700						1.49000		0,46	-%13,2 ▼
4.09.2022	BEL/USDT	10	0.6880	0.7030	0.7100	0.7240	0.7480	0.8400				0.64400		0,04	%32,0 ▲
4.09.2022	EGLD/USDT	10	51.1200	52.0500	52.7800	53.1300	54.7100	55.8800	58.9100	70.0000		48.00000		65,94	%39,3 ▲
5.09.2022	ETC/USDT	10	36.9200	35.5700	34.7500	33.9500	33.0800	31.9200	31.2200	30.3200	29.0000	38.71000		4,02	-%48,5 ▼
5.09.2022	SAND/USDT	10	0.9661	0.9902	1.0034	1.0313	1.0515	1.0795	1.1346	1.1812	1.2620	0.95330		7,66	-%13,2 ▼
5.09.2022	BNB/USDT	10	278.7680	284.0000	289.0000	295.0000	305.0000	312.0000	322.0000	333.0000	336.0000	264.00000		25,09	%18,8 ▲
5.09.2022	MTL/USDT	10	1.1450	1.1686	1.2009	1.2508						1.13350		13,86	%20,6 ▲
6.09.2022	CRV/USDT	10	1.0600	1.0020	0.9960	0.9710	0.9410	0.8800	0.7640	0.6580		1.16000		24,48	-%94,3 ▼
6.09.2022	CTSI/USDT	10	0.1476	0.1509	0.1545	0.1609	0.1646	0.1704	0.1846			0.13000	0.1371	6,25	-%71,1 ▼
6.09.2022	RUNE/USDT	10	1.9600	1.9990	2.0560	2.1100	2.1860	2.3330	2.4710			1.80000	1.8390	8,57	-%61,7 ▼
8.09.2022	ARPA/USDT	10	0.0383	0.0388	0.0392	0.0395	0.0399	0.0409	0.0417	0.0433	0.0450	0.03390		12,28	%41,2 ▲
8.09.2022	GMT/USDT	10	0.6550	0.6681	0.6708	0.6856	0.6948	0.7000	0.7391			0.58000		11,46	%128,4 ▲
9.09.2022	HNT/USDT	10	4.6500	4.7000	4.8300	4.9200	5.1000	5.3000	5.4500	5.5500	5.7000	4.00000		15,26	%225,8 ▲
10.09.2022	DOT/USDT	10	7.7200	7.8900	8.0900	8.2300	8.5700	9.0500	9.3700	9.8000	10.8900	6.70000		16,97	%22,0 ▲
10.09.2022	APE/USDT	10	5.0300	5.1100	5.2180	5.3000	5.4580	5.7000	5.9000	6.1000		4.70000		19,12	%133,2 ▲
14.09.2022	EGLD/USDT	10	49.5000	50.6800	51.3500	52.0500	52.7800	53.1300	54.7100			42.47000		76,88	%37,4 ▲
15.09.2022	GMT/USDT	10	0.6583	0.6740	0.7537	0.7918						0.61630		23,38	%23,8 ▲
19.09.2022	NEO/USDT	10	8.3000	8.4000	8.5200	8.6200	9.0000					7.40000		70,84	%84,3 ▲
19.09.2022	AVAX/USDT	10	16.9300	17.2300	17.3900	18.4000	19.5500	21.7300	22.5000	25.1800	27.7700	13.40000		68,00	%86,8 ▲
19.09.2022	ONE/USDT	10	0.0190	0.0194	0.0202	0.0209	0.0216	0.0225	0.0231			0.01761		134,88	%134,7 ▲
22.09.2022	ARPA/USDT	10	0.0337	0.0346	0.0366	0.0403	0.0477	0.0500				0.02798		99,54	%26,1 ▲
23.09.2022	CHZ/USDT	5	0.2838	0.2686	0.2590	0.2451	0.2413					0.28830		24,76	%43,7 ▲
24.09.2022	ALGO/USDT	10	0.3799	0.3650	0.3455	0.3307	0.3177					0.41000	0.4004	20,03	-%54,0 ▼
30.09.2022	SOL/USDT	10	34.3700	33.5900	33.2200	32.9100	31.9200	30.9800				35.53000		2,69	%33,5 ▲
30.09.2022	SOL/USDT	10	34.5700	33.5900	33.2200	32.9100	31.9200	30.9800				35.53000		4,12	%39,1 ▲

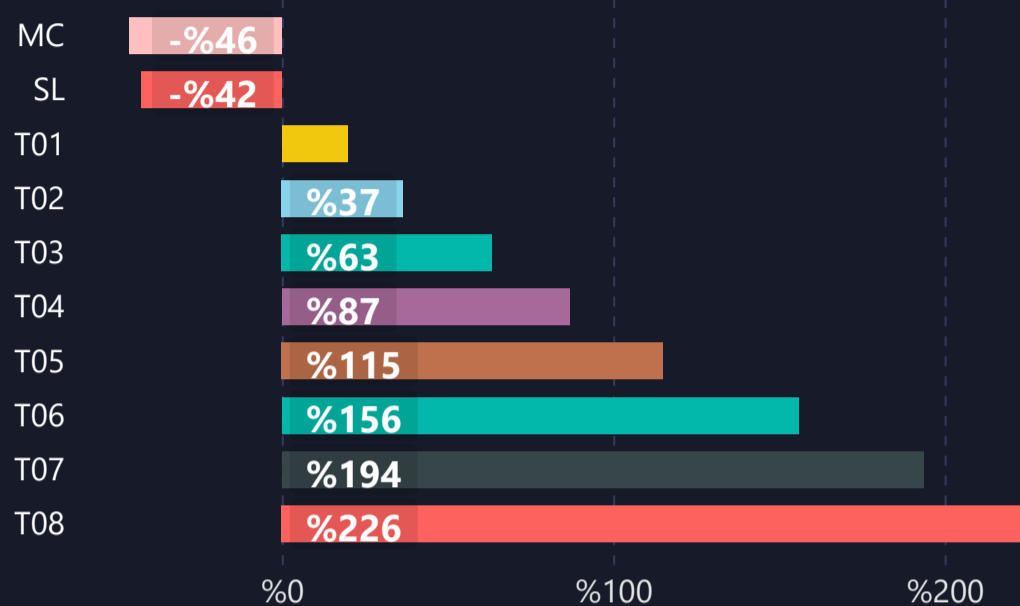


1) DETAILED STATS OF TARGETS (T1, T2, T3 etc.)

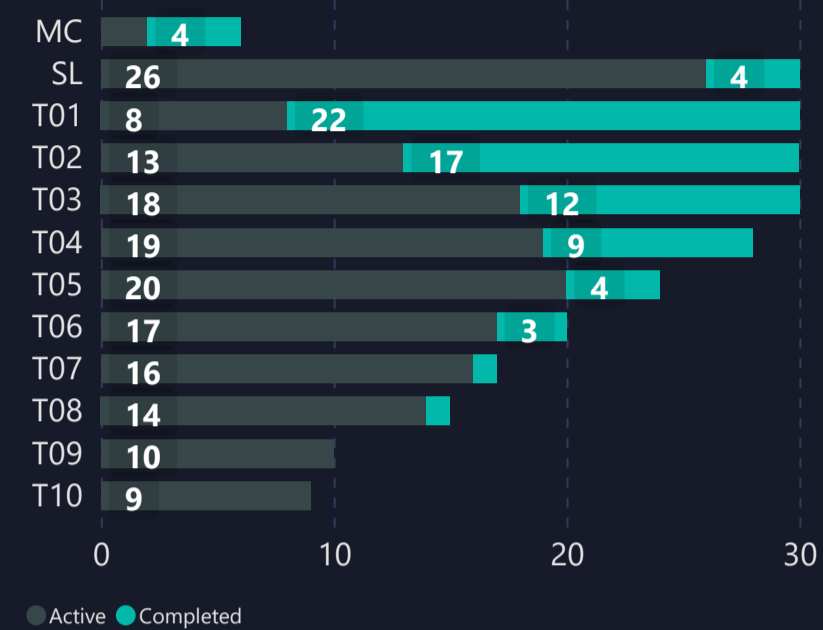
AVERAGE DURATION (HOURS)



AVERAGE PROFIT PER TARGET



INDIVIDUAL TARGETS STATUS



2) TARGET DURATION vs PROFIT/LOSS SCATTER CHART

Targets ● MC ● SL ● T01 ● T02 ● T03 ● T04 ● T05 ● T06 ● T07 ● T08

