



t.me/altsignals

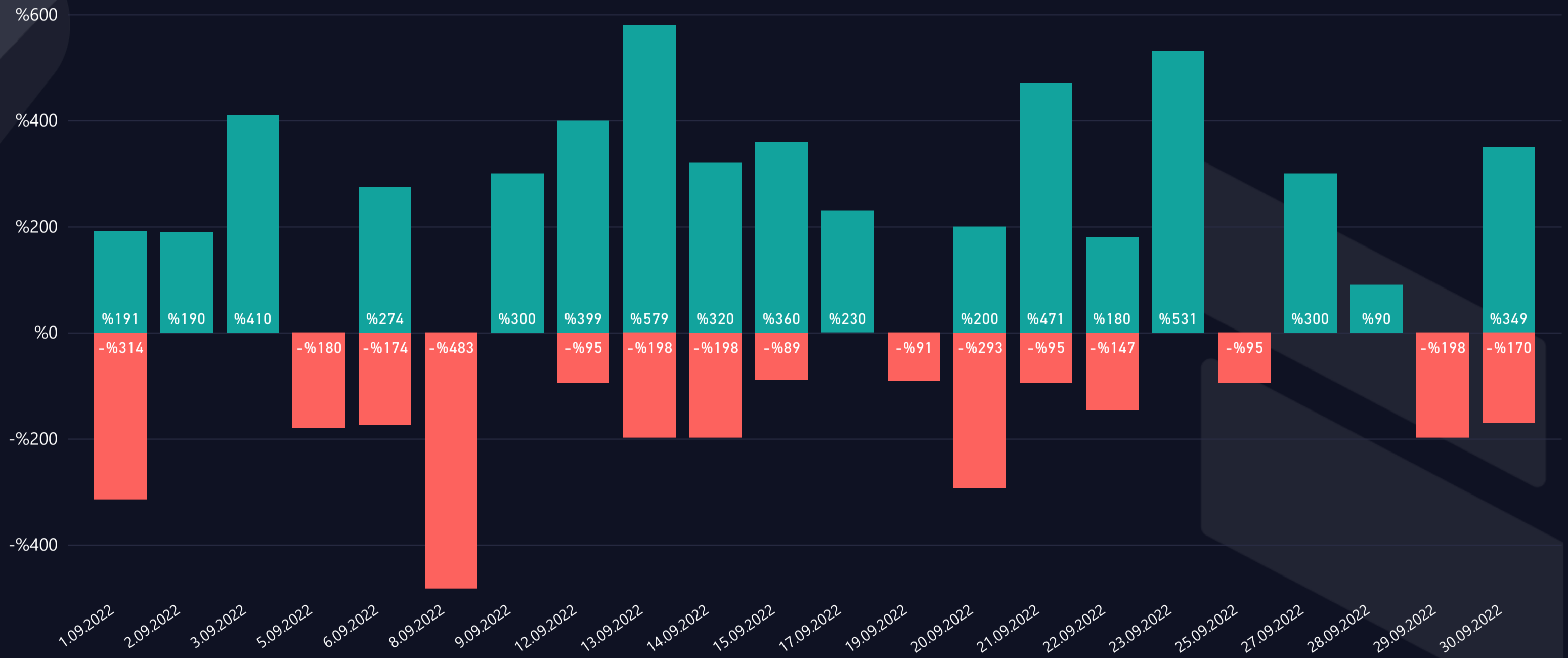
# ALTSIGNALS BINANCE HIGH LEV. VIP REPORT 2022 SEPTEMBER



<b>Success Rate</b> <p>%67</p>	<b>Completed Trades</b> <p>58 # of Signals</p> <p>%2557 Total Profit</p>	<b>Win Trades</b> <p>38 # of Trades</p> <p>%5376 Win Profit</p>	<b>Loss Trades</b> <p>20 # of Trades</p> <p>-%2819 Loss Rate</p>
-----------------------------------	---	--	---

## WIN & LOSS CHART

Win/Loss ● Loss ● Win



## TOP WIN & LOSS TRADES

Realization Date	Pair	Final Profit	Duration (hours)	Final Target
3.09.2022	ETH/USDT	%310,0	14,43	T03
9.09.2022	BTC/USDT	%300,0	7,95	T03
13.09.2022	BTC/USDT	%300,0	23,43	T03
27.09.2022	BTC/USDT	%300,0	17,32	T03
23.09.2022	BTC/USDT	%230,0	5,13	T02

Realization Date	Pair	Total Loss	Duration (hours)
14.09.2022	ETH/USDT	-%198,0	2,74
1.09.2022	ETH/USDT	-%198,0	2,46
13.09.2022	ETH/USDT	-%198,0	1,20
29.09.2022	ETH/USDT	-%198,0	4,19
8.09.2022	ETH/USDT	-%198,0	1,97



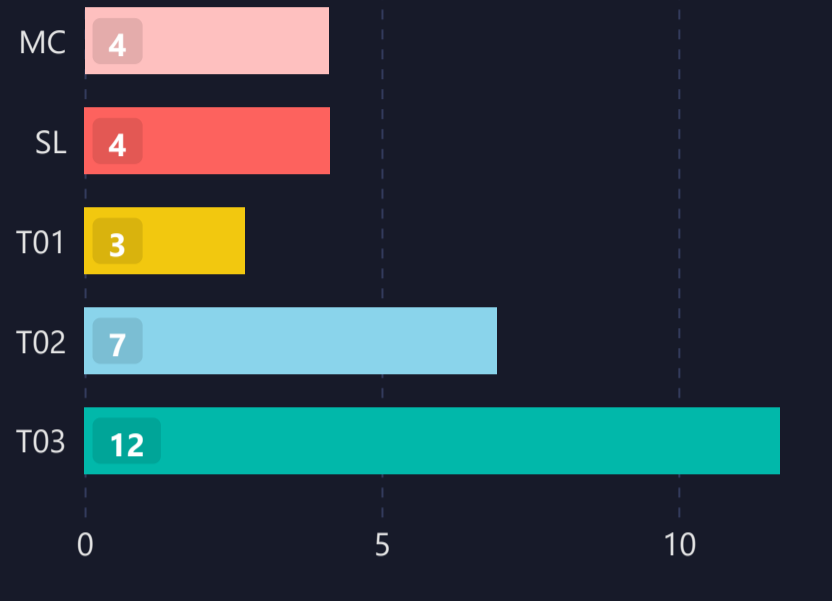
# LIST OF ALL TRADES

Signal Date	Pair	Lev.	Buy Rate	Target 1	Target 2	Target 3	Stop Loss	Man. Close	Dur. (hours)	Final P/L
31.08.2022	AVAX/USDT	50	19.2800	19.0900	18.8900	18.5700	19.63000		8,87	%101,1 ▲
1.09.2022	ETH/USDT	100	1579.6700	1593.8900	1611.2600	1628.6400	1548.39000		2,46	-%198,0 ▼
1.09.2022	BTC/USDT	100	20199.3000	20381.1000	20663.9000	20805.3000	19847.80000	19964.3000	0,00	-%116,3 ▼
1.09.2022	BTC/USDT	100	19964.3000	19784.6000	19505.1000	19365.4000	20311.70000		7,83	%90,0 ▲
1.09.2022	DOT/USDT	50	7.1440	7.2440	7.3080	7.4150	7.00800		12,49	%189,7 ▲
2.09.2022	AVAX/USDT	50	19.0100	18.8200	18.6300	18.3100	19.35000		4,84	%99,9 ▲
2.09.2022	ETH/USDT	100	1591.6000	1577.2800	1559.7700	1542.2600	1623.11000		5,68	%310,0 ▲
5.09.2022	BTC/USDT	100	19680.0000	19502.9000	19227.4000	19089.6000	20022.40000		6,41	-%174,0 ▼
5.09.2022	BTC/USDT	100	19893.1000	20072.1000	20350.6000	20489.9000	19547.00000	19680.0000	3,30	-%107,1 ▼
5.09.2022	BTC/USDT	100	19750.0000	19572.3000	19295.8000	19157.5000	20093.70000	19893.1000	9,80	-%72,5 ▼
6.09.2022	ETH/USDT	100	1667.0400	1682.0400	1700.3800	1718.7200	1634.03000		5,52	%90,0 ▲
6.09.2022	AVAX/USDT	50	18.9700	19.1600	19.3500	19.6700	18.63000		0,26	%184,5 ▲
8.09.2022	ETH/USDT	100	1639.9900	1654.7500	1672.7900	1690.8300	1607.52000		1,97	-%198,0 ▼
8.09.2022	BTC/USDT	100	19358.0000	19532.2000	19803.2000	19938.7000	19021.20000	19076.2000	1,95	-%145,6 ▼
8.09.2022	BTC/USDT	100	19076.2000	18904.5000	18637.4000	18503.9000	19408.10000	19341.7000	6,85	-%139,2 ▼
8.09.2022	BTC/USDT	100	19341.7000	19515.8000	19786.6000	19922.0000	19005.20000		7,69	%300,0 ▲
12.09.2022	DOT/USDT	50	7.8600	7.9700	8.0410	8.1590	7.71100		0,36	-%94,8 ▼
12.09.2022	AVAX/USDT	50	21.4200	21.6300	21.8500	22.2100	21.03000		4,08	%49,0 ▲
12.09.2022	AVAX/USDT	50	20.3200	20.1200	19.9100	19.5700	20.69000		1,19	%49,2 ▲
12.09.2022	AVAX/USDT	50	20.6500	20.8600	21.0600	21.4100	20.28000		0,08	%50,8 ▲
12.09.2022	DOT/USDT	50	7.8290	7.9390	8.0090	8.1270	7.68000		1,63	%115,0 ▲
12.09.2022	DOT/USDT	50	7.7310	7.6230	7.5530	7.4370	7.87800		4,41	%115,1 ▲
12.09.2022	AVAX/USDT	50	20.6000	20.8100	21.0100	21.3600	20.23000		1,33	%184,5 ▲
12.09.2022	BTC/USDT	100	21902.7000	22099.8000	22406.5000	22559.8000	21521.60000		9,48	%300,0 ▲
13.09.2022	ETH/USDT	100	1577.2000	1563.0100	1545.6600	1528.3100	1608.43000		1,20	-%198,0 ▼
13.09.2022	DOT/USDT	50	7.7290	7.8370	7.9070	8.0230	7.58200		0,91	%115,2 ▲
14.09.2022	ETH/USDT	100	1566.9600	1552.8600	1535.6200	1518.3800	1597.99000		2,74	-%198,0 ▼
14.09.2022	ETH/USDT	100	1576.8900	1562.7000	1545.3500	1528.0100	1608.11000		0,18	%90,0 ▲
14.09.2022	BTC/USDT	100	20109.3000	19928.3000	19646.8000	19506.0000	20459.20000		6,09	%230,0 ▲
15.09.2022	AVAX/USDT	50	18.5800	18.3900	18.2100	17.8900	18.91000		3,62	-%88,8 ▼
15.09.2022	DOT/USDT	50	7.0300	6.9320	6.8680	6.7630	7.16400		5,03	%69,7 ▲
15.09.2022	ETH/USDT	100	1590.2700	1575.9600	1558.4600	1540.9700	1621.76000		1,91	%90,0 ▲
15.09.2022	ETH/USDT	100	1610.7500	1625.2500	1642.9600	1660.6800	1578.86000		1,60	%200,0 ▲
16.09.2022	BTC/USDT	100	19714.9000	19892.3000	20168.3000	20306.3000	19371.90000		11,73	%230,0 ▲
19.09.2022	AVAX/USDT	50	16.5200	16.3500	16.1900	15.9100	16.82000		1,74	-%90,8 ▼
19.09.2022	ETH/USDT	100	1364.7900	1377.0700	1392.0900	1407.1000	1337.77000		0,87	%200,0 ▲
20.09.2022	ETH/USDT	100	1376.4800	1388.8700	1404.0100	1419.1500	1349.23000		1,27	-%198,0 ▼
20.09.2022	DOT/USDT	50	6.1960	6.1090	6.0530	5.9610	6.31400		1,54	-%95,2 ▼
20.09.2022	ETH/USDT	100	1336.1900	1324.1600	1309.4700	1294.7700	1362.65000		4,17	%90,0 ▲
20.09.2022	AVAX/USDT	50	16.8300	16.6600	16.4900	16.2100	17.13000		11,83	%101,0 ▲
21.09.2022	DOT/USDT	50	6.3890	6.4780	6.5360	6.6320	6.26800		2,70	-%94,7 ▼
21.09.2022	ETH/USDT	100	1328.2900	1316.3400	1301.7200	1287.1100	1354.59000		0,04	%90,0 ▲
21.09.2022	ETH/USDT	100	1358.8300	1371.0600	1386.0100	1400.9500	1331.93000		5,01	%90,0 ▲
21.09.2022	AVAX/USDT	50	16.9700	17.1400	17.3100	17.6000	16.66000		6,80	%100,2 ▲
22.09.2022	BTC/USDT	100	18893.2000	18723.2000	18458.7000	18326.4000	19221.90000	19170.2000	4,90	-%146,6 ▼
22.09.2022	ETH/USDT	100	1270.5500	1259.1200	1245.1400	1231.1600	1295.71000		0,98	%90,0 ▲
22.09.2022	BTC/USDT	100	19170.2000	19342.7000	19611.1000	19745.3000	18836.60000		0,72	%90,0 ▲
22.09.2022	AVAX/USDT	50	17.7600	17.9400	18.1200	18.4200	17.44000		8,60	%101,4 ▲
23.09.2022	ETH/USDT	100	1312.6200	1300.8100	1286.3700	1271.9300	1338.61000		1,27	%200,0 ▲
23.09.2022	BTC/USDT	100	19089.4000	18917.6000	18650.3000	18516.7000	19421.60000		3,68	%230,0 ▲
24.09.2022	DOT/USDT	50	6.4600	6.5500	6.6090	6.7050	6.33700		23,51	-%95,2 ▼
26.09.2022	BTC/USDT	100	18980.0000	19150.8000	19416.5000	19549.4000	18649.70000		11,60	%300,0 ▲
28.09.2022	BTC/USDT	100	18881.0000	18711.1000	18446.7000	18314.6000	19209.50000		0,09	%90,0 ▲
29.09.2022	ETH/USDT	100	1317.6400	1305.7800	1291.2900	1276.7900	1343.73000		4,19	-%198,0 ▼
30.09.2022	BTC/USDT	100	19259.5000	19086.2000	18816.5000	18681.7000	19594.60000	19587.0000	1,95	-%170,0 ▼
30.09.2022	AVAX/USDT	50	17.3500	17.5200	17.7000	17.9900	17.04000		8,04	%49,0 ▲
30.09.2022	DOT/USDT	50	6.3240	6.2350	6.1790	6.0840	6.44400		0,19	%70,4 ▲
30.09.2022	BTC/USDT	100	19587.0000	19763.3000	20037.5000	20174.6000	19246.20000		0,29	%230,0 ▲

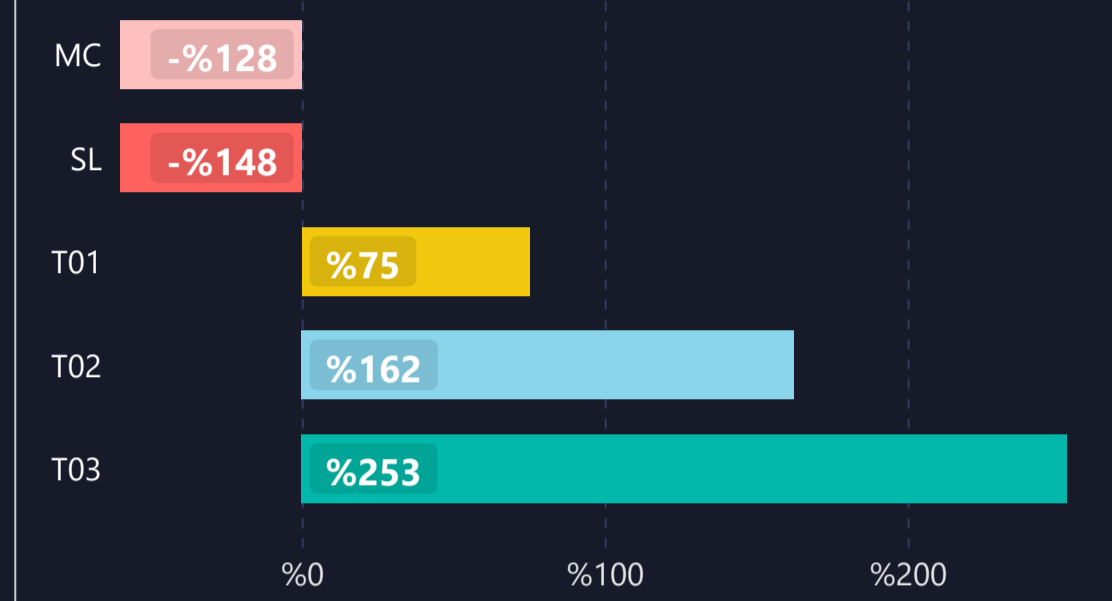


# 1) DETAILED STATS OF TARGETS (T1, T2, T3 etc.)

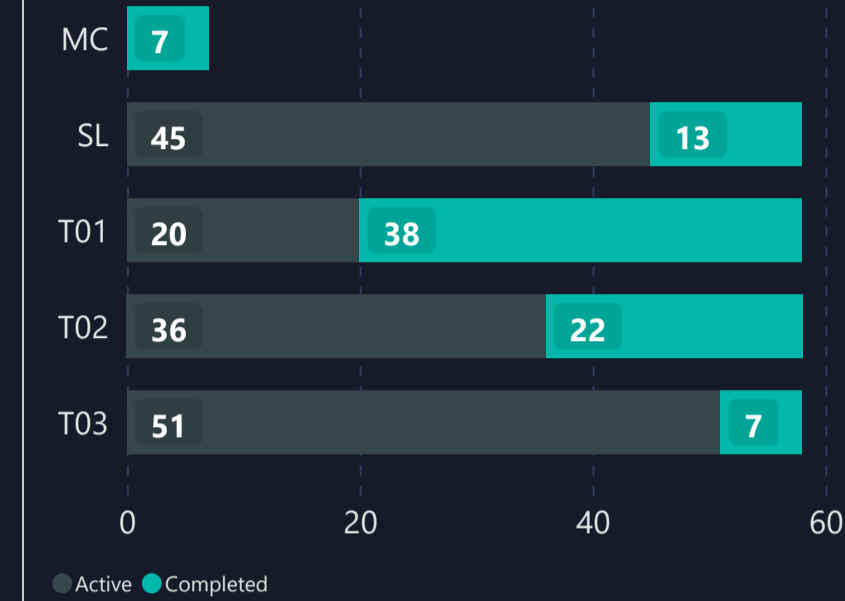
### AVERAGE DURATION (HOURS)



### AVERAGE PROFIT PER TARGET



### INDIVIDUAL TARGETS STATUS



# 2) TARGET DURATION vs PROFIT/LOSS SCATTER CHART

Targets ● MC ● SL ● T01 ● T02 ● T03

