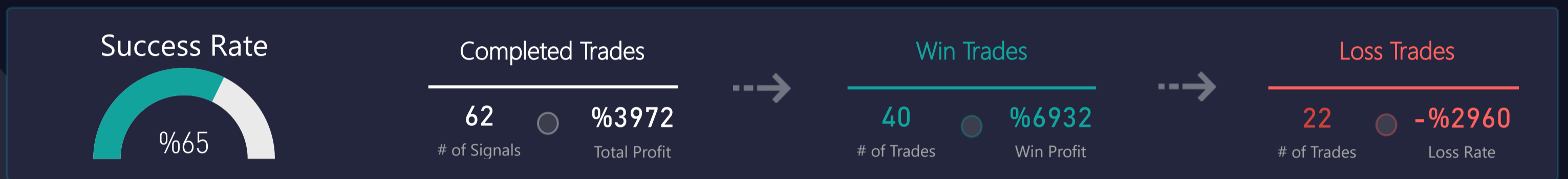




t.me/altsignals

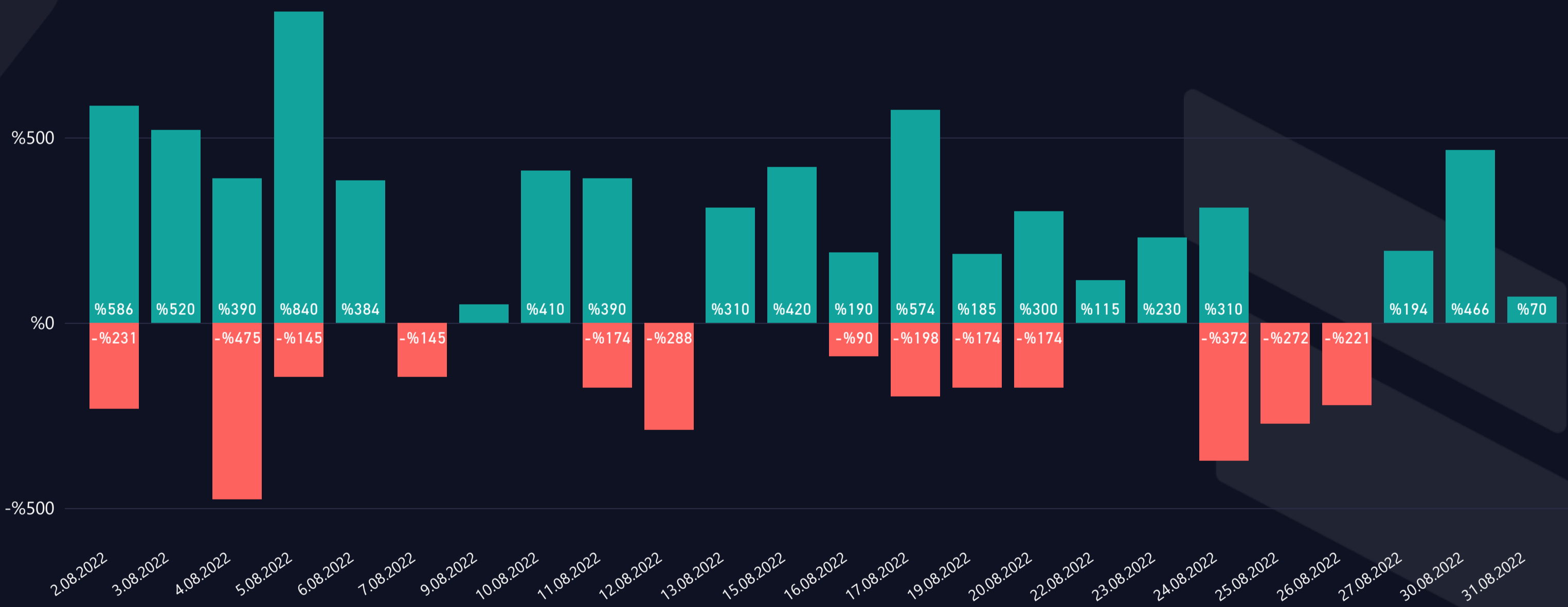
ALTSIGNALS BINANCE HIG LEV. VIP REPORT 2022 AUGUST

~TOTAL PROFIT~
%3972



WIN & LOSS CHART

Win/Loss ● Loss ● Win
%1000



TOP WIN & LOSS TRADES

Realization Date	Pair	Final Profit	Duration (hours)	Final Target
5.08.2022	ETH/USDT	%310,0	9,47	T03
24.08.2022	ETH/USDT	%310,0	13,59	T03
2.08.2022	ETH/USDT	%310,0	2,25	T03
13.08.2022	ETH/USDT	%310,0	7,82	T03
10.08.2022	ETH/USDT	%310,0	1,14	T03

Realization Date	Pair	Total Loss	Duration (hours)
17.08.2022	ETH/USDT	-%198,0	12,06
24.08.2022	ETH/USDT	-%198,0	5,23
12.08.2022	ETH/USDT	-%198,0	2,11
20.08.2022	BTC/USDT	-%174,0	6,29
11.08.2022	BTC/USDT	-%174,0	3,22

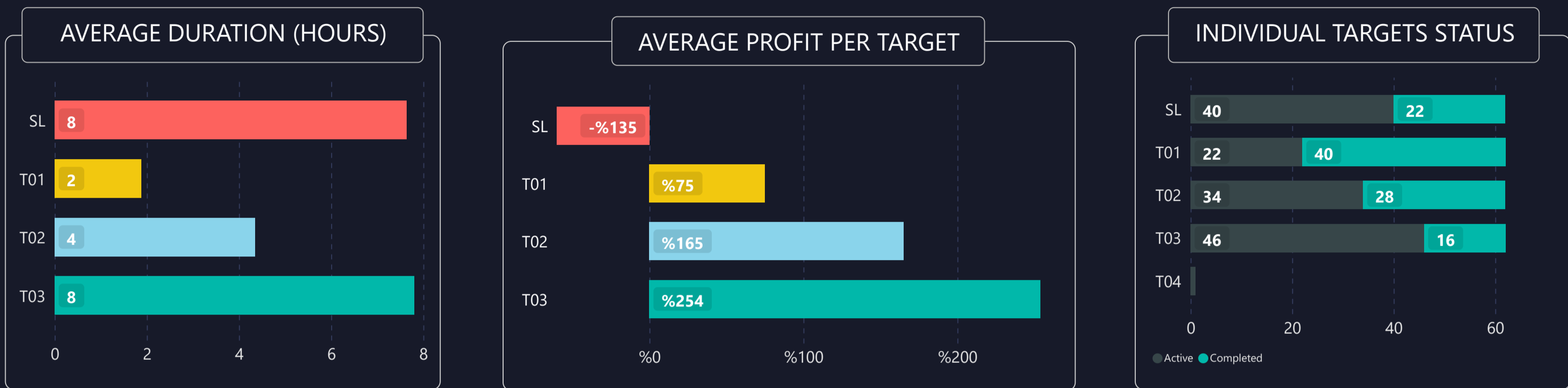


LIST OF ALL TRADES

Signal Date	Pair	Lev.	Buy Rate	Target 1	Target 2	Target 3	Target 4	Target 5	Stop Loss	Man. Close	Dur. (hours)	Final P/L
1.08.2022	AVAX/USDT	50	23.1100	22.8800	22.6500	22.2500			23.53000		5,16	-%90,9 ▼
2.08.2022	BTC/USDT	100	23278.5000	23488.0000	23813.9000	23976.9000			22951.93000		2,85	-%140,3 ▼
2.08.2022	SOL/USDT	50	40.8100	40.4000	39.7100	39.1000			41.99000		0,83	+%50,2 ▲
2.08.2022	BTC/USDT	100	22941.6000	22735.1000	22413.9000	22253.4000			23340.80000		5,55	+%90,0 ▲
2.08.2022	BTC/USDT	100	22973.0000	22766.2000	22444.6000	22283.8000			23372.70000		5,71	+%90,0 ▲
2.08.2022	SOL/USDT	50	40.9600	41.3700	42.0700	42.6800			39.77000		0,88	+%135,5 ▲
2.08.2022	ETH/USDT	100	1627.1100	1641.7500	1659.6500	1677.5500			1594.89000		1,67	+%310,0 ▲
3.08.2022	ETH/USDT	100	1646.5900	1661.4100	1679.5200	1697.6300			1613.99000		2,03	+%200,0 ▲
3.08.2022	BTC/USDT	100	23104.9000	23312.8000	23636.3000	23798.0000			22702.90000		2,49	+%230,0 ▲
4.08.2022	SOL/USDT	50	38.5800	38.1900	37.5400	36.9600			39.70000		7,25	-%145,2 ▼
4.08.2022	SOL/USDT	50	39.7200	40.1200	40.7900	41.3900			38.57000		0,63	-%144,8 ▼
4.08.2022	DOT/USDT	50	8.0370	7.9240	7.8520	7.7320			8.19000		2,01	-%95,2 ▼
4.08.2022	AVAX/USDT	50	23.8100	24.0500	24.2900	24.6900			23.38000		5,28	-%90,3 ▼
4.08.2022	ETH/USDT	100	1622.5300	1607.9300	1590.0800	1572.2300			1654.66000		0,67	+%90,0 ▲
4.08.2022	BTC/USDT	100	23155.5000	22947.1000	22622.9000	22460.8000			23558.40000		12,54	+%300,0 ▲
5.08.2022	SOL/USDT	50	40.6800	41.0900	41.7800	42.3900			39.50000		2,46	-%145,0 ▼
5.08.2022	DOT/USDT	50	8.2810	8.3970	8.4710	8.5960			8.12400		2,69	+%114,7 ▲
5.08.2022	AVAX/USDT	50	23.7900	24.0300	24.2700	24.6700			23.36000		6,36	+%185,0 ▲
5.08.2022	BTC/USDT	100	22860.6000	23066.3000	23386.4000	23546.4000			22462.80000		2,40	+%230,0 ▲
5.08.2022	ETH/USDT	100	1637.4100	1652.1500	1670.1600	1688.1700			1604.99000		4,64	+%310,0 ▲
6.08.2022	SOL/USDT	50	40.6400	41.0500	41.7400	42.3500			39.46000		27,74	-%145,2 ▼
6.08.2022	AVAX/USDT	50	24.6700	24.9200	25.1600	25.5800			24.23000		4,25	+%184,4 ▲
6.08.2022	ETH/USDT	100	1707.6500	1723.0200	1741.8000	1760.5900			1673.84000		1,11	+%200,0 ▲
9.08.2022	AVAX/USDT	50	28.4000	28.6800	28.9700	29.4500			27.89000		0,89	+%49,3 ▲
9.08.2022	AVAX/USDT	50	27.4000	27.1300	26.8500	26.3900			27.89000		5,34	+%100,4 ▲
10.08.2022	ETH/USDT	100	1706.6000	1721.9600	1740.7300	1759.5000			1672.81000		1,11	+%310,0 ▲
11.08.2022	BTC/USDT	100	24770.8000	24993.7000	25340.5000	25513.9000			24339.80000		3,22	-%174,0 ▼
11.08.2022	ETH/USDT	100	1908.8000	1925.9800	1946.9800	1967.9700			1871.01000		0,14	+%90,0 ▲
11.08.2022	BTC/USDT	100	23883.2000	24098.1000	24432.5000	24599.7000			23467.60000		4,45	+%300,0 ▲
12.08.2022	ETH/USDT	100	1857.7000	1840.9800	1820.5500	1800.1100			1894.48000		2,11	-%198,0 ▼
12.08.2022	AVAX/USDT	50	28.2700	27.9900	27.7000	27.2200			28.78000		2,07	-%90,2 ▼
12.08.2022	ETH/USDT	100	1904.0000	1921.1400	1942.0800	1963.0200			1866.30000		5,88	+%310,0 ▲
15.08.2022	DOT/USDT	50	9.0260	8.9000	8.8180	8.6830			9.19700		1,09	+%190,0 ▲
15.08.2022	BTC/USDT	100	24526.7000	24747.4000	25090.8000	25262.5000			24099.90000		1,05	+%230,0 ▲
16.08.2022	ETH/USDT	100	1865.9200	1849.1300	1828.6000	1808.0800			1902.87000		12,06	-%198,0 ▼
16.08.2022	AVAX/USDT	50	27.3100	27.0400	26.7600	26.3000			27.80000		0,61	-%89,7 ▼
16.08.2022	BTC/USDT	100	23881.6000	23666.7000	23332.3000	23165.2000			24297.10000		11,40	+%90,0 ▲
16.08.2022	AVAX/USDT	50	27.5200	27.2400	26.9700	26.5000			28.02000		4,55	+%99,9 ▲
17.08.2022	AVAX/USDT	50	27.4300	27.1600	26.8800	26.4200			27.92000		4,09	+%184,1 ▲
17.08.2022	DOT/USDT	50	8.8110	8.6880	8.6080	8.4760			8.97800		4,40	+%190,1 ▲
17.08.2022	ETH/USDT	100	1905.6100	1922.7600	1943.7200	1964.6800			1867.88000		0,85	+%200,0 ▲
18.08.2022	BTC/USDT	100	23547.0000	23758.9000	24088.6000	24253.4000			23137.30000		11,96	-%174,0 ▼
18.08.2022	AVAX/USDT	50	25.4500	25.2000	24.9400	24.5100			25.91000		5,99	+%184,7 ▲
19.08.2022	BTC/USDT	100	21708.4000	21513.0000	21209.1000	21057.1000			22086.10000		8,79	+%300,0 ▲
20.08.2022	BTC/USDT	100	20867.8000	20680.0000	20387.8000	20241.8000			21230.90000		6,29	-%174,0 ▼
22.08.2022	BTC/USDT	100	21094.1000	20904.3000	20608.9000	20461.3000			21461.10000		11,58	+%90,0 ▲
22.08.2022	DOT/USDT	50	7.1860	7.0850	7.0210	6.9130			7.32300		0,74	+%114,8 ▲
23.08.2022	AVAX/USDT	50	22.0600	21.8400	21.6200	21.2400			22.46000		0,14	+%49,9 ▲
23.08.2022	BTC/USDT	100	21223.2000	21414.2000	21711.3000	21859.9000			20853.90000		0,41	+%90,0 ▲
23.08.2022	ETH/USDT	100	1619.3500	1633.9200	1651.7400	1669.5500			1587.29000		7,27	+%310,0 ▲
24.08.2022	ETH/USDT	100	1617.2500	1602.6900	1584.9000	1567.1200			1649.27000		5,23	-%198,0 ▼
24.08.2022	BTC/USDT	100	21260.8000	21069.5000	20771.8000	20623.0000			21630.70000		14,16	-%174,0 ▼
24.08.2022	AVAX/USDT	50	23.5700	23.8100	24.0400	24.4400			23.15000		2,28	-%89,1 ▼
25.08.2022	BTC/USDT	100	21663.7000	21858.7000	22162.0000	22313.6000			21286.80000		28,84	-%174,0 ▼
25.08.2022	BTC/USDT	100	21475.4000	21282.1000	20981.5000	20831.1000			21674.80000		7,40	-%92,9 ▼
25.08.2022	AVAX/USDT	50	22.7500	22.5200	22.3000	21.9100			23.16000		5,27	-%90,1 ▼
26.08.2022	BTC/USDT	30	21491.5000	21790.0000	22015.0000	22123.0000	22445.0000		21152.00000		13,13	-%47,4 ▼
26.08.2022	BTC/USDT	50	21221.5000	21015.0000	20801.0000	20400.0000			0.00000		3,16	+%193,6 ▲
30.08.2022	AVAX/USDT	50	19.6400	19.8400	20.0300	20.3700			19.29000		0,14	+%50,9 ▲
30.08.2022	DOT/USDT	50	7.0890	6.9900	6.9260	6.8200			7.22400		1,32	+%115,0 ▲
30.08.2022	BTC/USDT	100	20177.9000	19996.3000	19713.8000	19572.6000			20529.00000		1,27	+%300,0 ▲
31.08.2022	DOT/USDT	50	7.1760	7.2760	7.3410	7.4490			7.04000		2,52	+%69,7 ▲



1) DETAILED STATS OF TARGETS (T1, T2, T3 etc.)



2) TARGET DURATION vs PROFIT/LOSS SCATTER CHART

