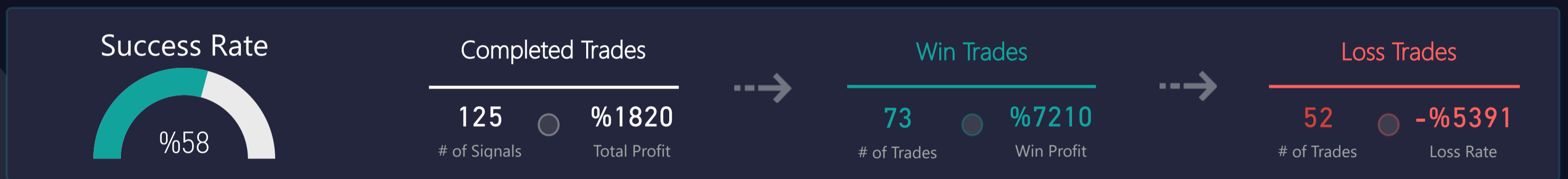




t.me/altsignals

ALTSIGNALS BINANCE HIGH LEV. VIP REPORT 2022 JUNE



WIN & LOSS CHART

Win/Loss ● Loss ● Win



TOP WIN & LOSS TRADES

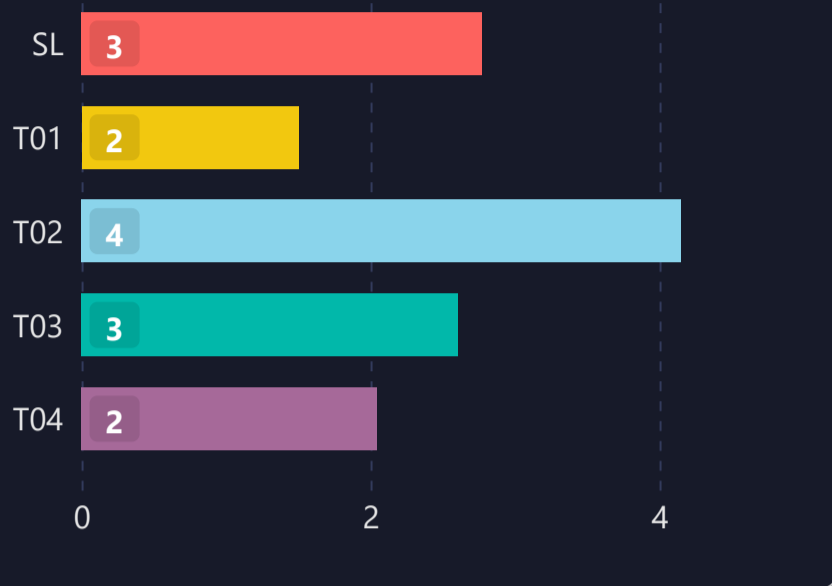
Realization Date	Pair	Final Profit	Duration (hours)	Final Target
28.06.2022	ETH/USDT	%500,0	4,03	T02
30.06.2022	ETH/USDT	%500,0	8,85	T02
27.06.2022	RUNE/USDT	%300,9	20,13	T02
29.06.2022	RUNE/USDT	%299,9	19,35	T02
25.06.2022	ETH/USDT	%267,3	5,85	T02

Realization Date	Pair	Total Loss	Duration (hours)
28.06.2022	RUNE/USDT	-%293,4	6,00
20.06.2022	ETH/USDT	-%182,2	0,44
10.06.2022	BNB/USDT	-%181,2	3,10
10.06.2022	DOT/USDT	-%170,0	5,22
8.06.2022	LINK/USDT	-%167,4	1,10

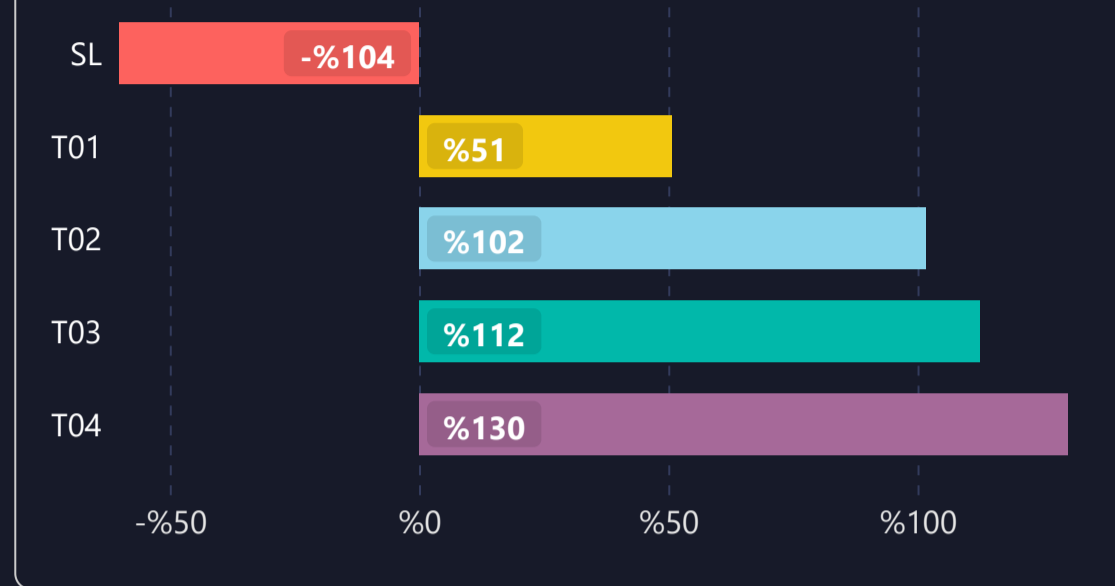


1) DETAILED STATS OF TARGETS (T1, T2, T3 etc.)

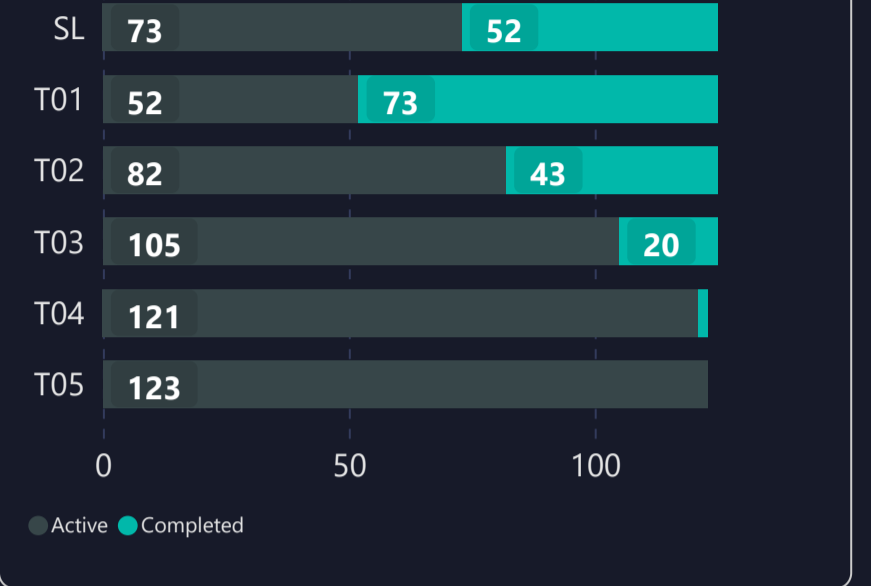
AVERAGE DURATION (HOURS)



AVERAGE PROFIT PER TARGET



INDIVIDUAL TARGETS STATUS



2) TARGET DURATION vs PROFIT/LOSS SCATTER CHART

Targets ● SL ● T01 ● T02 ● T03 ● T04

