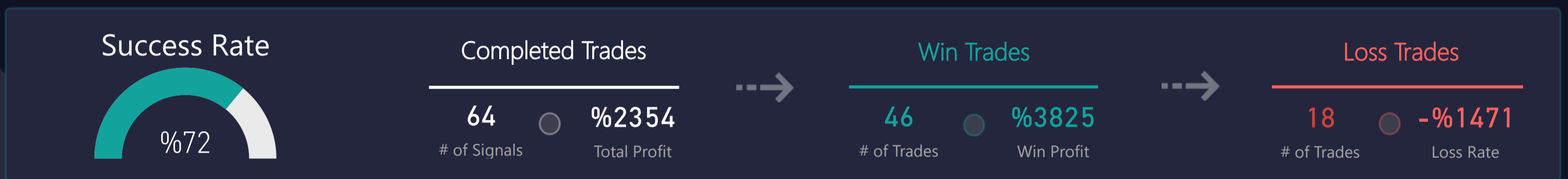




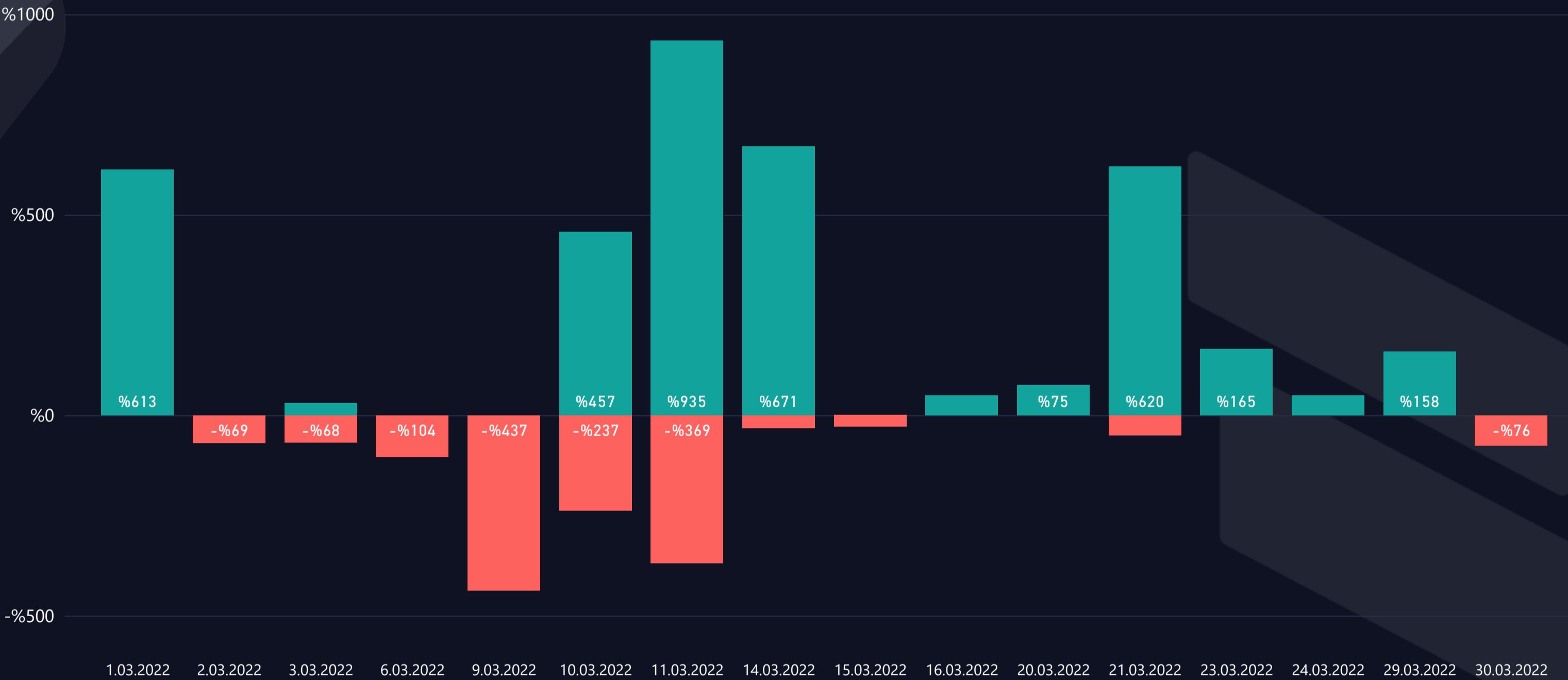
t.me/altsignals

ALTSIGNALS BINANCE HIGH LEV. VIP REPORT 2022 MARCH



WIN & LOSS CHART

Win/Loss ● Loss ● Win



TOP WIN & LOSS TRADES

Realization Date	Pair	Final Profit	Duration (hours)	Final Target
14.03.2022	AVAX/USDT	%431,4	56,20	T03
1.03.2022	AVAX/USDT	%175,0	9,09	T04
10.03.2022	LUNA/USDT	%110,0	0,87	T03
11.03.2022	LUNA/USDT	%110,0	1,85	T03
11.03.2022	LUNA/USDT	%110,0	1,44	T03

Realization Date	Pair	Total Loss	Duration (hours)
9.03.2022	BTC/USDT	-%230,2	2,53
9.03.2022	BTC/USDT	-%206,7	2,76
11.03.2022	LUNA/USDT	-%136,2	1,81
10.03.2022	LUNA/USDT	-%128,8	0,13
11.03.2022	LUNA/USDT	-%114,5	0,50



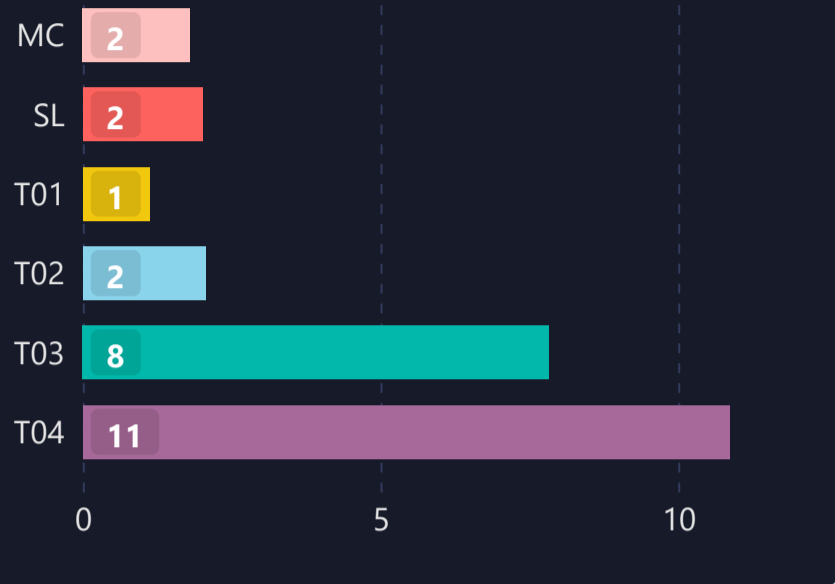
LIST OF ALL TRADES

Signal Date	Pair	Lev.	Buy Rate	Target 1	Target 2	Target 3	Target 4	Target 5	Stop Loss	Man. Close	Dur. (hours)	Final P/L
28.02.2022	XLM/USDT	25	0.1900	0.1940	0.1963	0.1978	0.1999		0.18584		7,01	%130,0 ▲
28.02.2022	SFP/USDT	25	0.6512	0.6603	0.6786	0.6818	0.6916		0.62120		4,13	%155,1 ▲
28.02.2022	CRV/USDT	25	2.3690	2.4140	2.4450	2.4730	2.5140		2.26200		9,93	%153,0 ▲
28.02.2022	AVAX/USDT	25	81.5900	83.0600	84.0400	84.4500	87.3000		78.08000		7,52	%175,0 ▲
2.03.2022	LINA/USDT	25	0.0211	0.0215	0.0215	0.0217	0.0219		0.02048		4,26	-%68,9 ▼
3.03.2022	LINA/USDT	25	0.0210	0.0214	0.0214	0.0216	0.0218		0.02053		5,10	-%59,4 ▼
3.03.2022	ROSE/USDT	25	0.2600	0.2548	0.2529	0.2490	0.2464		0.27165	0.2608	0,83	-%8,5 ▼
3.03.2022	ROSE/USDT	25	0.2685	0.2718	0.2777	0.2804	0.2825		0.25698		1,91	%30,0 ▲
6.03.2022	ETH/USDT	100	2619.0000	2604.3031	2591.2161	2565.0422			2646.26060		0,72	-%104,1 ▼
9.03.2022	BTC/USDT	100	38700.0000	38200.0000					39500.00000		2,76	-%206,7 ▼
9.03.2022	BTC/USDT	100	39100.0000	38400.0000					40000.00000		2,53	-%230,2 ▼
10.03.2022	LUNA/USDT	50	100.4910	100.9935	101.9984	102.7018			97.31400		2,04	%75,0 ▲
10.03.2022	LUNA/USDT	50	100.7640	100.2602	99.2525	98.5472			102.94758		0,38	-%108,4 ▼
10.03.2022	LUNA/USDT	50	101.7880	101.2791	100.2612	99.5487			104.50206		0,55	%110,0 ▲
10.03.2022	LUNA/USDT	50	102.0500	102.5603	103.5808	104.2951			99.70030		0,37	%25,0 ▲
10.03.2022	LUNA/USDT	50	104.4820	105.0044	106.0492	106.7806			101.79000		0,13	-%128,8 ▼
10.03.2022	ETH/USDT	100	2608.0000	2621.6732	2634.7163	2660.8026			2579.64300		0,98	%102,4 ▲
10.03.2022	AVAX/USDT	50	73.8900	74.2595	75.2200				72.37340		1,70	%25,0 ▲
10.03.2022	SOL/USDT	50	83.2300	83.6462	84.0623	85.7269			81.11460		7,31	%25,0 ▲
10.03.2022	LUNA/USDT	50	96.3130	96.7946	97.7577	98.4319			93.79188		0,83	%110,0 ▲
10.03.2022	LUNA/USDT	50	99.7250	99.2264	98.2291	97.5311			102.51714		0,15	%110,0 ▲
11.03.2022	GALA/USDT	50	0.2197	0.2208	0.2230	0.2284			0.21169		0,09	%25,0 ▲
11.03.2022	XRP/USDT	50	0.7295	0.7259	0.7222	0.7076			0.74705	0.7315	0,53	-%13,7 ▼
11.03.2022	XRP/USDT	50	0.7476	0.7513	0.7551	0.7700			0.72902	0.7377	5,76	-%66,2 ▼
11.03.2022	LUNA/USDT	50	102.1060	102.6165	103.6376	104.3523			99.76800		0,50	-%114,5 ▼
11.03.2022	AVAX/USDT	50	72.1900	71.8291	70.8906				73.61158		0,02	%25,0 ▲
11.03.2022	AVAX/USDT	50	73.9300	73.5604	72.5993				75.62722		0,22	%25,0 ▲
11.03.2022	AVAX/USDT	50	74.2700	74.6414	75.6069				72.21628		0,69	%90,0 ▲
11.03.2022	AVAX/USDT	50	74.5300	74.1574	72.5000	68.1000			76.20748		19,61	%431,4 ▲
11.03.2022	AVAX/USDT	50	74.9200	75.2946	76.2686				73.30630		0,76	%90,0 ▲
11.03.2022	SOL/USDT	50	81.7200	81.3114	80.9028	79.2684			83.76240		0,74	%50,0 ▲
11.03.2022	SOL/USDT	50	81.8900	81.4806	81.0711	79.4333			83.72160		0,07	%25,0 ▲
11.03.2022	SOL/USDT	50	82.4600	82.8723	83.2846	84.9338			80.68340	81.8200	4,32	-%38,8 ▼
11.03.2022	LUNA/USDT	50	96.8670	96.3827	95.4140	94.7359			99.23784		0,90	%75,0 ▲
11.03.2022	LUNA/USDT	50	97.1330	97.6187	98.5900	99.2699			94.68270		0,31	%110,0 ▲
11.03.2022	LUNA/USDT	50	97.9980	97.5080	96.5280	95.8420			100.18848		0,85	%110,0 ▲
11.03.2022	LUNA/USDT	50	98.3480	98.8397	99.8232	100.5117			95.62056		0,15	%75,0 ▲
11.03.2022	LUNA/USDT	50	98.8870	98.3926	97.4037	96.7115			101.58078		1,81	-%136,2 ▼
11.03.2022	LUNA/USDT	50	99.7700	99.2711	98.2735	97.5751			101.92146		1,12	%110,0 ▲
14.03.2022	GALA/USDT	50	0.2232	0.2243	0.2266	0.2321			0.21510		0,05	%25,0 ▲
14.03.2022	AVAX/USDT	50	69.5300	69.1824	68.2785				71.04622		0,28	%90,0 ▲
14.03.2022	SOL/USDT	50	80.4200	80.0179	79.6158	78.0074			82.42620		4,88	%50,0 ▲
14.03.2022	LUNA/USDT	50	91.4680	91.0107	90.0960	89.4557			93.72984		0,97	%75,0 ▲
14.03.2022	LUNA/USDT	50	93.8000	94.2690	95.2070	95.8636			91.42322	93.1900	0,06	-%32,5 ▼
15.03.2022	SOL/USDT	50	83.9500	83.5303	83.1105	81.4315			85.76160		0,73	%50,0 ▲
15.03.2022	LUNA/USDT	50	90.5000	89.9112	89.0076	87.6521			92.20902	91.0150	1,61	-%28,5 ▼
20.03.2022	AVAX/USDT	50	86.6100	87.0431	88.1690				84.58948		0,13	%25,0 ▲
20.03.2022	AVAX/USDT	50	87.6900	88.1285	89.2684				85.60094		0,26	%25,0 ▲
20.03.2022	SOL/USDT	50	89.6900	90.1384	90.5869	92.3807			87.80800		0,56	%25,0 ▲
20.03.2022	LUNA/USDT	50	91.5000	91.9575	92.8725	93.5130			89.16432		3,44	%75,0 ▲
21.03.2022	GALA/USDT	50	0.2370	0.2382	0.2406	0.2465			0.23463		1,89	-%50,0 ▼
21.03.2022	XRP/USDT	50	0.8045	0.8085	0.8125	0.8286			0.78753		5,14	%150,0 ▲
21.03.2022	FTM/USDT	50	1.2418	1.2480	1.2604	1.2778			1.22130		2,34	%145,0 ▲
21.03.2022	AVAX/USDT	50	85.1700	85.5959	86.7031				83.49946		2,71	%90,0 ▲
21.03.2022	SOL/USDT	50	88.6000	89.0430	89.4860	91.2580			86.76920		1,53	%50,0 ▲
21.03.2022	LUNA/USDT	50	91.7210	92.1796	93.0968	93.7389			89.87580		0,87	%110,0 ▲
23.03.2022	FTM/USDT	50	1.2954	1.3019	1.3148	1.3330			1.27203		1,43	%75,0 ▲
23.03.2022	AVAX/USDT	50	85.4000	85.8270	86.9372				83.55838		1,04	%90,0 ▲
24.03.2022	SOL/USDT	50	100.4700	100.9724	101.4747	103.4841			97.83340		0,18	%50,0 ▲
29.03.2022	NEAR/USDT	20	13.2700	13.5080					12.96900		1,36	%35,9 ▲
29.03.2022	WAVES/USDT	50	51.9000	51.7619	51.5018	50.9816			53.20720		0,06	%38,4 ▲
29.03.2022	AVAX/USDT	50	94.5000	94.8620	96.0890				92.59278		0,81	%84,1 ▲
30.03.2022	NEAR/USDT	50	14.1800	14.1071	13.9227				14.54800	14.2900	0,45	-%38,8 ▼
30.03.2022	AVAX/USDT	50	92.1000	91.5997	90.4020				94.41950	92.7815	0,84	-%37,0 ▼

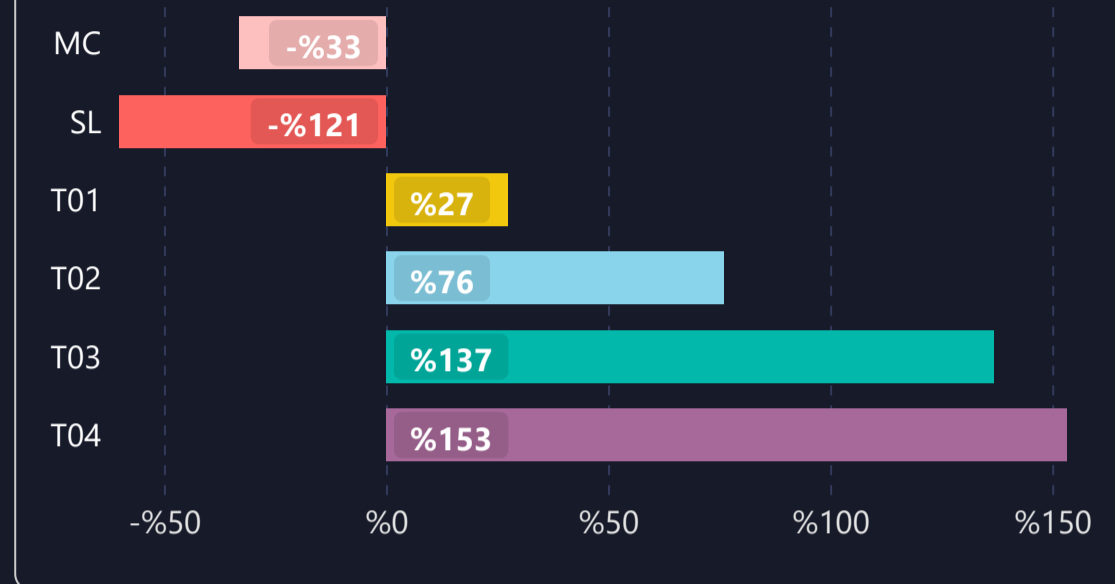


1) DETAILED STATS OF TARGETS (T1, T2, T3 etc.)

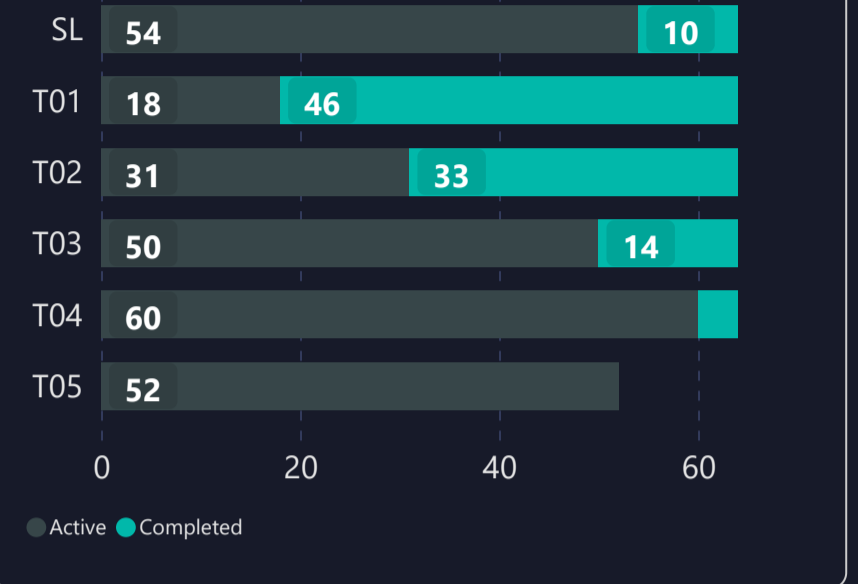
AVERAGE DURATION (HOURS)



AVERAGE PROFIT PER TARGET



INDIVIDUAL TARGETS STATUS



2) TARGET DURATION vs PROFIT/LOSS SCATTER CHART

Targets ● MC ● SL ● T01 ● T02 ● T03 ● T04

