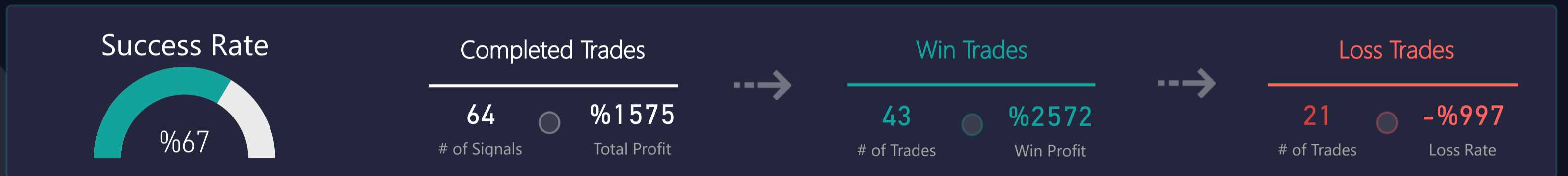




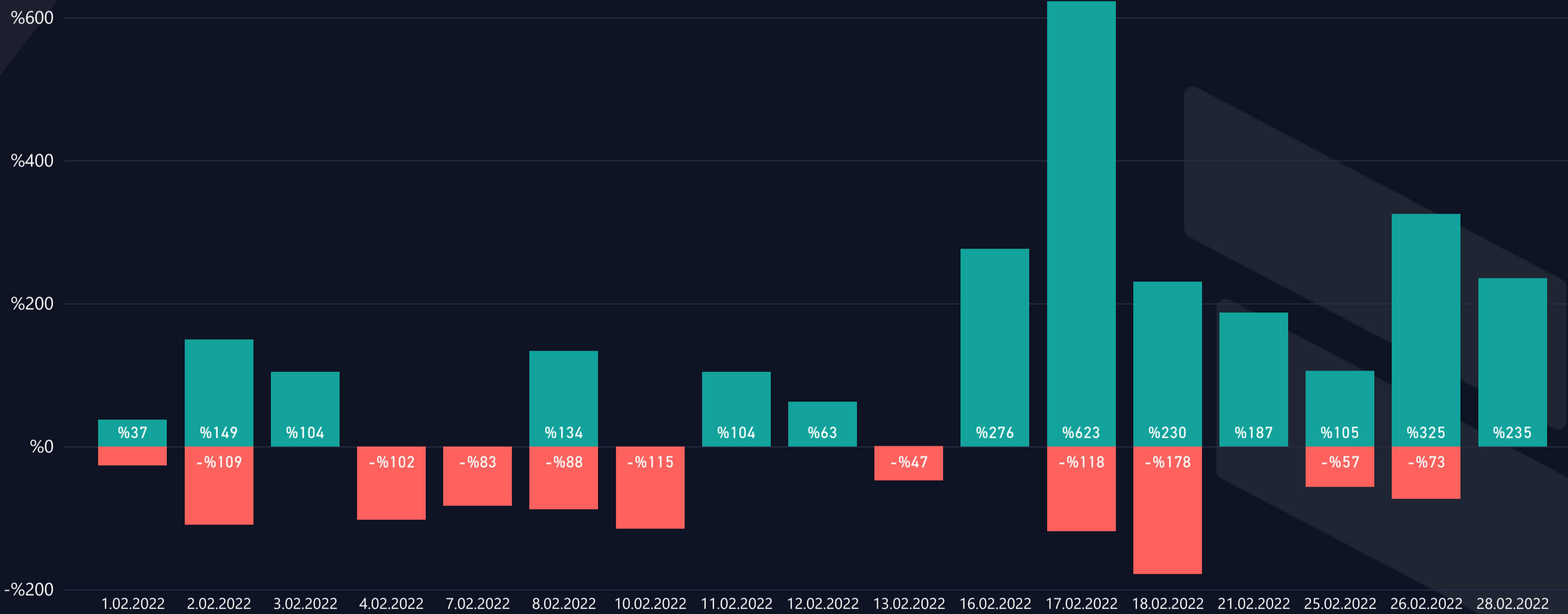
t.me/altsignals

ALTSIGNALS BINANCE HIGH LEV. VIP REPORT 2022 FEBRUARY



WIN & LOSS CHART

Win/Loss ● Loss ● Win



TOP WIN & LOSS TRADES

Realization Date	Pair	Final Profit	Duration (hours)	Final Target
17.02.2022	BTC/USDT	%130,0	5,64	T02
18.02.2022	ROSE/USDT	%130,0	1,70	T04
28.02.2022	ROSE/USDT	%130,0	7,15	T04
26.02.2022	FTM/USDT	%75,0	0,39	T02
16.02.2022	LUNA/USDT	%75,0	0,42	T02

Realization Date	Pair	Total Loss	Duration (hours)
8.02.2022	LINK/USDT	-%87,8	2,41
2.02.2022	XLN/USDT	-%83,3	3,97
7.02.2022	SOL/USDT	-%82,9	8,17
17.02.2022	LUNA/USDT	-%77,8	5,54
26.02.2022	ETH/USDT	-%73,3	0,40


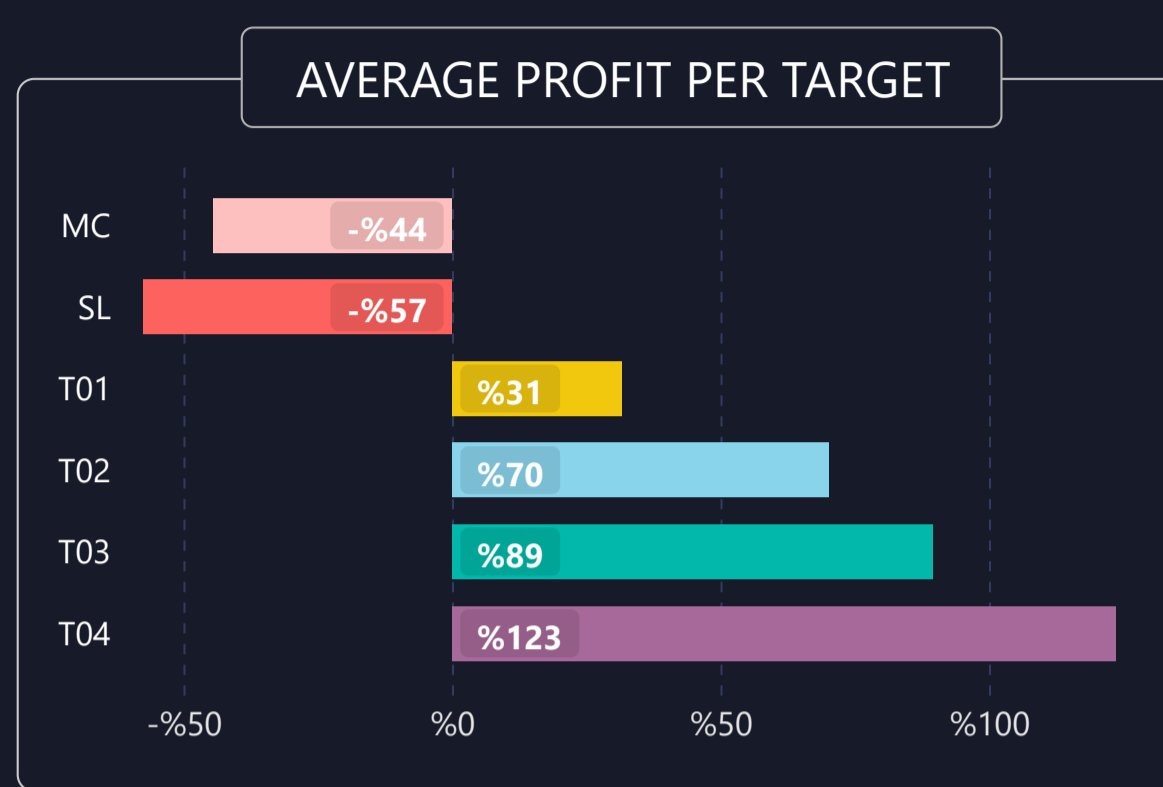
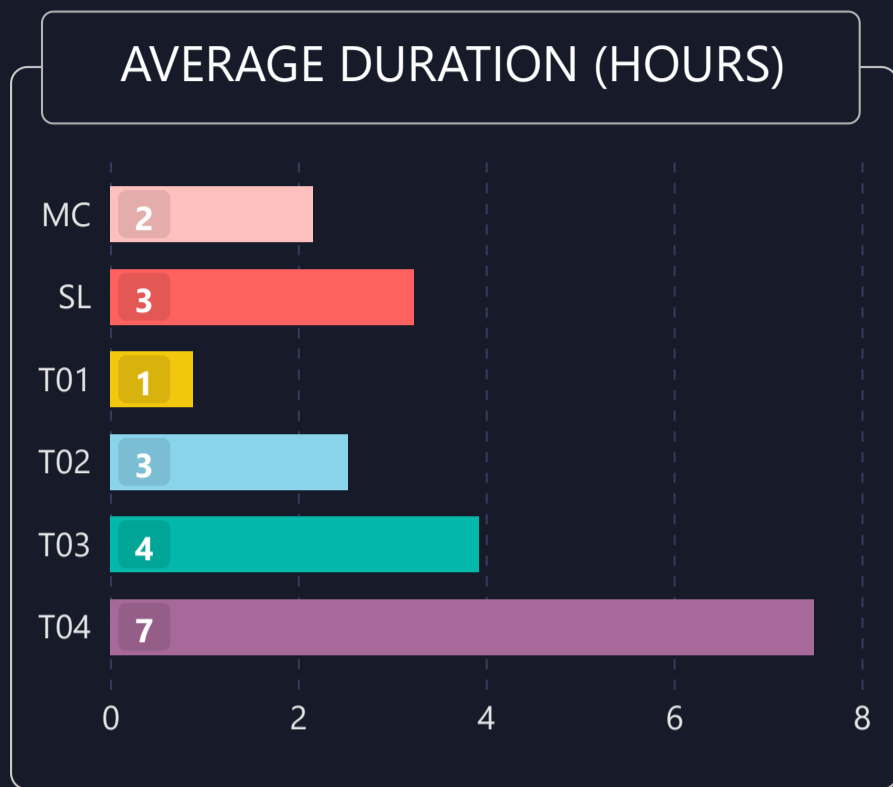


LIST OF ALL TRADES

Signal	Date	Pair	Lev.	Buy Rate	Target 1	Target 2	Target 3	Target 4	Target 5	Stop Loss	Man. Close	Dur. (hours)	Final P/L
1.02.2022		LRC/USDT	20	0.9628	0.9474	0.9358	0.9243	0.9050		1.00610		10,91	%80,0 ▲
1.02.2022		RLC/USDT	15	1.9804	1.9986	2.0603	2.1137			1.92860	1.9510	0,56	-%22,3 ▼
1.02.2022		LINK/USDT	20	17.2490	17.4500	17.7500	18.0000			16.66000		2,17	%23,3 ▲
1.02.2022		HNT/USDT	15	27.9850	28.2450	29.1970	30.9490			27.35400		1,87	%13,9 ▲
1.02.2022		KAVA/USDT	15	3.3134	3.2700	3.1348	3.0000				3.3222	2,90	-%4,0 ▼
2.02.2022		CHZ/USDT	10	0.1898	0.1918	0.1962	0.2015			0.18387	0.1896	1,25	-%1,3 ▼
2.02.2022		XLM/USDT	20	0.1996	0.1970	0.1933	0.1908	0.1892		0.20833		8,30	%104,0 ▲
2.02.2022		XLM/USDT	20	0.2010	0.1984	0.1947	0.1921	0.1905		0.20300		4,21	-%20,4 ▼
2.02.2022		XLM/USDT	15	0.2017	0.2000	0.1964	0.1896			0.20646		2,15	%12,7 ▲
2.02.2022		XLM/USDT	20	0.2045	0.2072	0.2109	0.2135	0.2152		0.19552	0.1960	3,97	-%83,3 ▼
2.02.2022		SFP/USDT	20	0.8097	0.8000	0.7773	0.7757	0.7603		0.84940		0,40	%24,0 ▲
2.02.2022		ADA/USDT	10	1.0657	1.0556	1.0362	1.0071			1.10430	1.0703	1,74	-%4,3 ▼
2.02.2022		LUNA/USDT	25	51.9500	51.2700	49.6000				53.10000		2,89	%32,7 ▲
3.02.2022		LINA/USDT	20	0.0230	0.0225	0.0223	0.0220	0.0219		0.02414	0.0238	2,99	-%65,0 ▼
4.02.2022		CRV/USDT	20	3.1080	3.1420	3.2110	3.2600	3.2730		2.96500	3.0500	0,89	-%37,3 ▼
6.02.2022		SOL/USDT	20	112.0000	110.1000	107.8200				116.64000		8,17	-%82,9 ▼
8.02.2022		LINK/USDT	20	18.4170	18.1770	17.8820	17.6430	17.4220		19.57700		2,16	%58,1 ▲
8.02.2022		LINK/USDT	20	19.2760	19.5980	19.9080	20.1590	20.3910		18.12800	18.4300	2,41	-%87,8 ▼
8.02.2022		SUSHI/USDT	20	4.7430	4.6330	4.5640	4.4410	4.3740		4.95600		2,48	%75,5 ▲
10.02.2022		SXP/USDT	20	1.5430	1.6083	1.6276	1.6535			1.47680	1.5000	0,47	-%55,7 ▼
10.02.2022		UNI/USDT	20	12.1590	12.7050	12.8200	13.3010			11.67400	11.8000	0,35	-%59,1 ▼
11.02.2022		BTC/USDT	125	43420.0000	43782.0000	44131.0000				42749.00000		2,66	%104,2 ▲
12.02.2022		BTC/USDT	125	42685.0200	42898.4451	43239.9253				41879.67302		0,32	%62,5 ▲
13.02.2022		BTC/USDT	100	42150.0000	41960.0000	41623.0000				42908.70465	42349.9900	0,98	-%47,4 ▼
16.02.2022		LINA/USDT	30	0.0260	0.0259	0.0255	0.0255	0.0251		0.02664		0,14	%68,0 ▲
16.02.2022		CRV/USDT	30	3.1930	3.2280	3.2860	3.3330	3.3780		3.05300		0,35	%32,9 ▲
16.02.2022		BTC/USDT	100	43649.8000	43431.5510	43082.3526				44554.36320		1,02	%50,0 ▲
16.02.2022		BTC/USDT	100	44002.0000	44222.0100	44574.0260				43134.04000		0,30	%50,0 ▲
16.02.2022		LUNA/USDT	50	56.1510	56.4318	56.9933				54.89764		0,30	%75,0 ▲
17.02.2022		LINA/USDT	30	0.0261	0.0259	0.0256	0.0256	0.0252		0.02660		0,26	%59,8 ▲
17.02.2022		CRV/USDT	30	3.2050	3.2400	3.2980	3.3460	3.3910		3.06400		0,23	%32,8 ▲
17.02.2022		CRV/USDT	30	3.2160	3.2510	3.3090	3.3580	3.4030		3.07400	3.1770	0,48	-%36,4 ▼
17.02.2022		ETH/USDT	100	3075.5200	3060.1424	3044.7648	3014.0096			3112.73920		0,04	%100,0 ▲
17.02.2022		ETH/USDT	100	3097.4700	3112.9573	3128.4447	3159.4194			3057.74370		1,39	%100,0 ▲
17.02.2022		BTC/USDT	100	43784.3000	43565.3785	43215.1041				44575.92360		2,97	%130,0 ▲
17.02.2022		LUNA/USDT	25	55.5000	55.2225	54.9450				56.97720		0,39	%25,0 ▲
17.02.2022		LUNA/USDT	50	56.0800	55.7996	55.2388				57.37806		0,02	%25,0 ▲
17.02.2022		LUNA/USDT	50	56.2050	56.4860	57.0481				54.88392		2,72	%75,0 ▲
17.02.2022		LUNA/USDT	25	56.2690	56.5503	57.1130				55.02406	56.1850	0,18	-%3,7 ▼
17.02.2022		LUNA/USDT	50	56.2720	55.9906	55.4279				57.47088		3,36	%75,0 ▲
17.02.2022		LUNA/USDT	50	56.5330	56.8157	57.3810				55.38274	55.6530	5,54	-%77,8 ▼
18.02.2022		ROSE/USDT	25	0.2854	0.2797	0.2777	0.2734	0.2706		0.29825		0,93	%130,0 ▲
18.02.2022		ROSE/USDT	25	0.2941	0.2976	0.3041	0.3070	0.3093		0.28141	0.2855	7,33	-%73,1 ▼
18.02.2022		ETH/USDT	50	2882.9600	2868.5452	2854.1304	2825.3008			2919.32420	2912.6100	2,43	-%51,4 ▼
18.02.2022		ETH/USDT	50	2906.0100	2891.4800	2876.9499	2847.8898			2942.00880		0,35	%50,0 ▲
18.02.2022		ETH/USDT	50	2912.6000	2927.1630	2941.7260	2970.8520			2877.53400		1,55	%50,0 ▲
18.02.2022		ETH/USDT	50	2915.7900	2930.3690	2944.9479	2974.1058			2884.53330		3,12	-%53,6 ▼
21.02.2022		LINA/USDT	25	0.0208	0.0207	0.0203	0.0203	0.0200		0.02133		0,01	%16,8 ▲
21.02.2022		ROSE/USDT	25	0.2484	0.2455	0.2430	0.2379	0.2355		0.25954		1,08	%130,0 ▲
21.02.2022		AVAX/USDT	50	80.3000	79.9781	79.6576				81.96936		0,08	%40,0 ▲
25.02.2022		FTM/USDT	50	1.6056	1.5976	1.5815				1.62970		0,05	%24,9 ▲
25.02.2022		ETH/USDT	50	2662.0200	2648.7099	2635.3998	2608.7796			2692.16510		0,24	-%56,6 ▼
25.02.2022		LUNA/USDT	50	66.6000	67.0034	67.6701				64.96714		1,07	%80,3 ▲
26.02.2022		GALA/USDT	50	0.2471	0.2458	0.2434	0.2372			0.25453		0,32	%25,0 ▲
26.02.2022		FTM/USDT	50	1.6815	1.6731	1.6563	1.6327			1.71555		0,25	%75,0 ▲
26.02.2022		FTM/USDT	50	1.7202	1.7288	1.7460	1.7701			1.68967		0,06	%25,0 ▲
26.02.2022		FTM/USDT	50	1.7308	1.7395	1.7568	1.7810			1.69716		0,01	%25,0 ▲
26.02.2022		ETH/USDT	50	2719.3400	2732.9367	2746.5334	2773.7268			2687.89950		1,61	%100,0 ▲
26.02.2022		ETH/USDT	50	2750.4200	2736.6679	2722.9158	2695.4116			2784.86290		0,38	%25,0 ▲
26.02.2022		ETH/USDT	50	2781.5000	2767.5925	2753.6850	2725.8700			2810.84010		0,13	%25,0 ▲
26.02.2022		ETH/USDT	50	2787.6800	2801.6184	2815.5568	2843.4336			2751.59610		1,03	%25,0 ▲
26.02.2022		ETH/USDT	50	2807.4000	2821.4370	2835.4740	2863.5480			2766.21840		0,40	-%73,3 ▼
28.02.2022		ROSE/USDT	25	0.2257	0.2284	0.2333	0.2356	0.2374		0.21595		5,30	%130,0 ▲
28.02.2022		SFP/USDT	25	0.6512	0.6603	0.6786	0.6818	0.6916		0.62120		0,70	%105,2 ▲



1) DETAILED STATS OF TARGETS (T1, T2, T3 etc.)



2) TARGET DURATION vs PROFIT/LOSS SCATTER CHART

Targets ● MC ● SL ● T01 ● T02 ● T03 ● T04

