


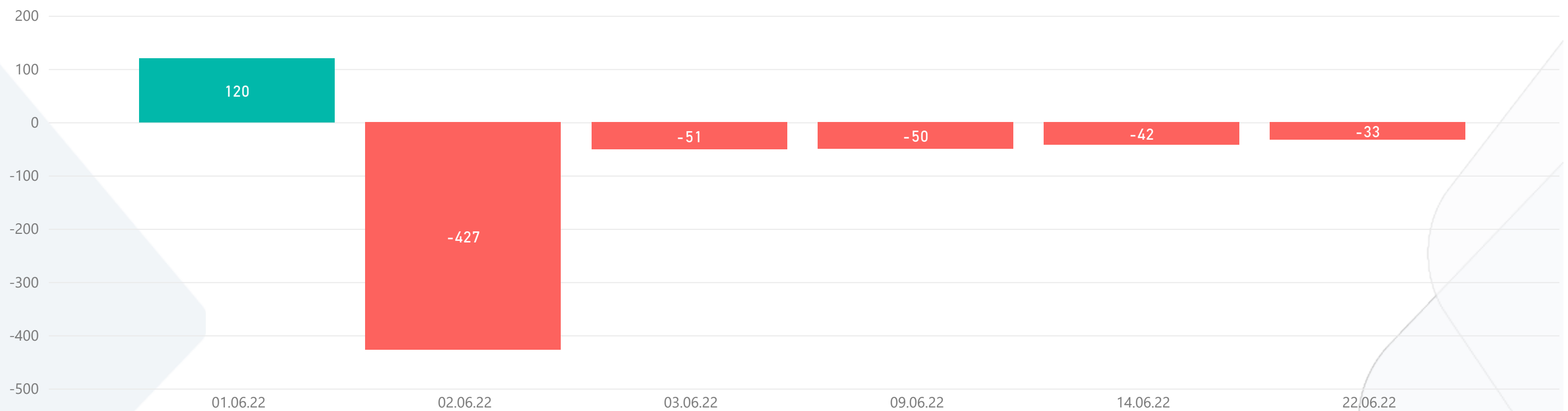
ALTFX REPORT 2022 JUNE

-TOTAL PIPS-
-484



1) WIN & LOSS CHART

Win/Loss ● Loss ● Win



2) TOP WIN & LOSS TRADES

Date	Pair	Buy Rate	Sell Rate	+ Pips	Dur. (hours)
1.06.2022	EUR/JPY	137.330	138.53000	120	22,0

Date	Pair	Buy Rate	Sell Rate	- Pips	Dur. (hours)
2.06.2022	NAS100/USD	12466.0000	12893.30	-427	28,5
3.06.2022	USD/CHF	0.9565	0.96160	-51	4,9
9.06.2022	EUR/CAD	1.3435	1.34852	-50	0,2
14.06.2022	EUR/GBP	0.8585	0.86273	-42	23,0
22.06.2022	AUD/NZD	1.1001	1.10342	-33	10,7

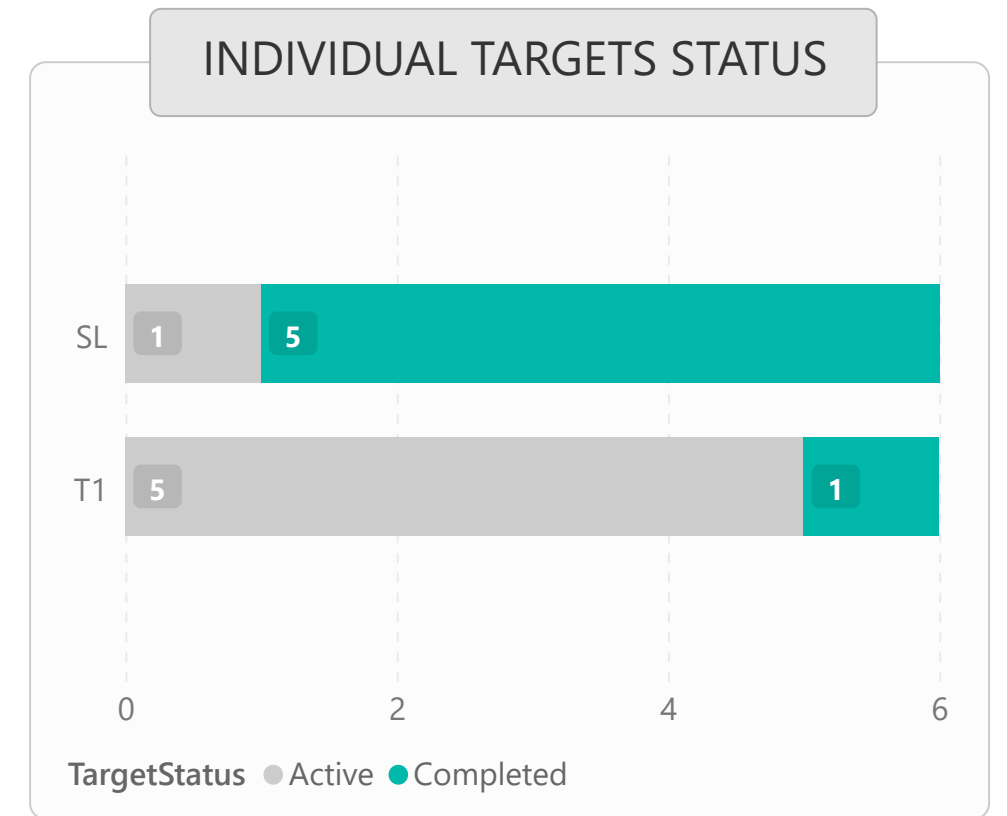
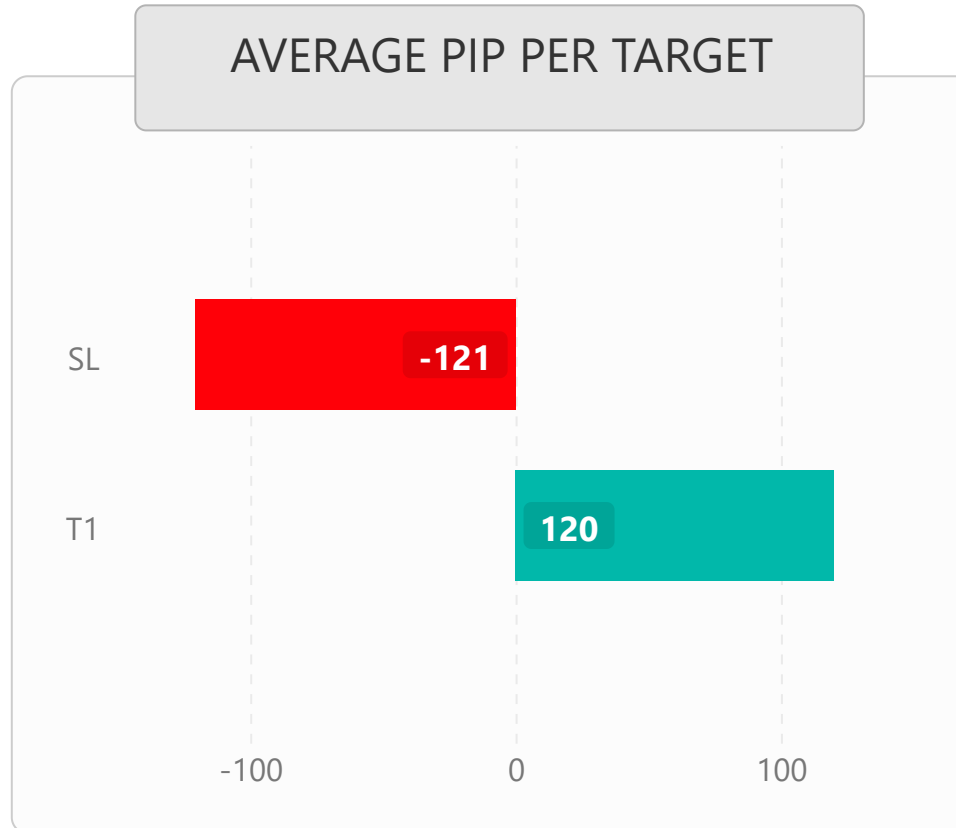
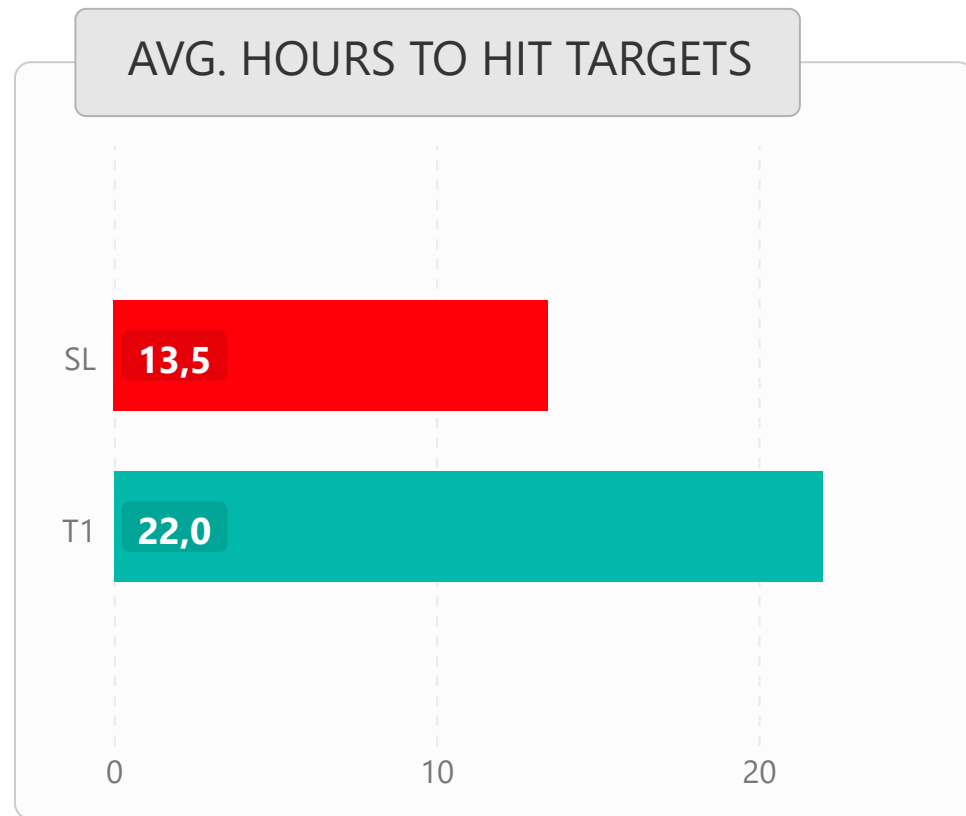


LIST OF ALL TRADES

Signal Date	Pair	Long/Short	Buy Rate	T1 Rate	Stoploss Rate	Pips	Dur. (Hours)
31.05.2022	EUR/JPY	Long	137.330	138.530	136.730	120	22,0
1.06.2022	NAS100/USD	Short	12466.0000	11600.0000	12893.3000	-427	28,5
3.06.2022	USD/CHF	Short	0.9565	0.9515	0.9616	-51	4,9
9.06.2022	EUR/CAD	Short	1.3435	1.3335	1.3485	-50	0,2
13.06.2022	EUR/GBP	Short	0.8585	0.8499	0.8627	-42	23,0
21.06.2022	AUD/NZD	Short	1.1001	1.0968	1.1034	-33	10,7



1) DETAILED STATS OF TARGETS (T1, T2, T3 etc.)



2) TARGET DURATION vs PROFIT/LOSS SCATTER CHART

