



t.me/altsignals

ALTSIGNALS BINANCE SPOT VIP REPORT 2022 AUGUST

~TOTAL PROFIT~
%279

Success Rate



%83

Completed Trades

18

of Signals

%279

Total Profit

Win Trades

15

of Trades

%301

Win Profit

Loss Trades

3

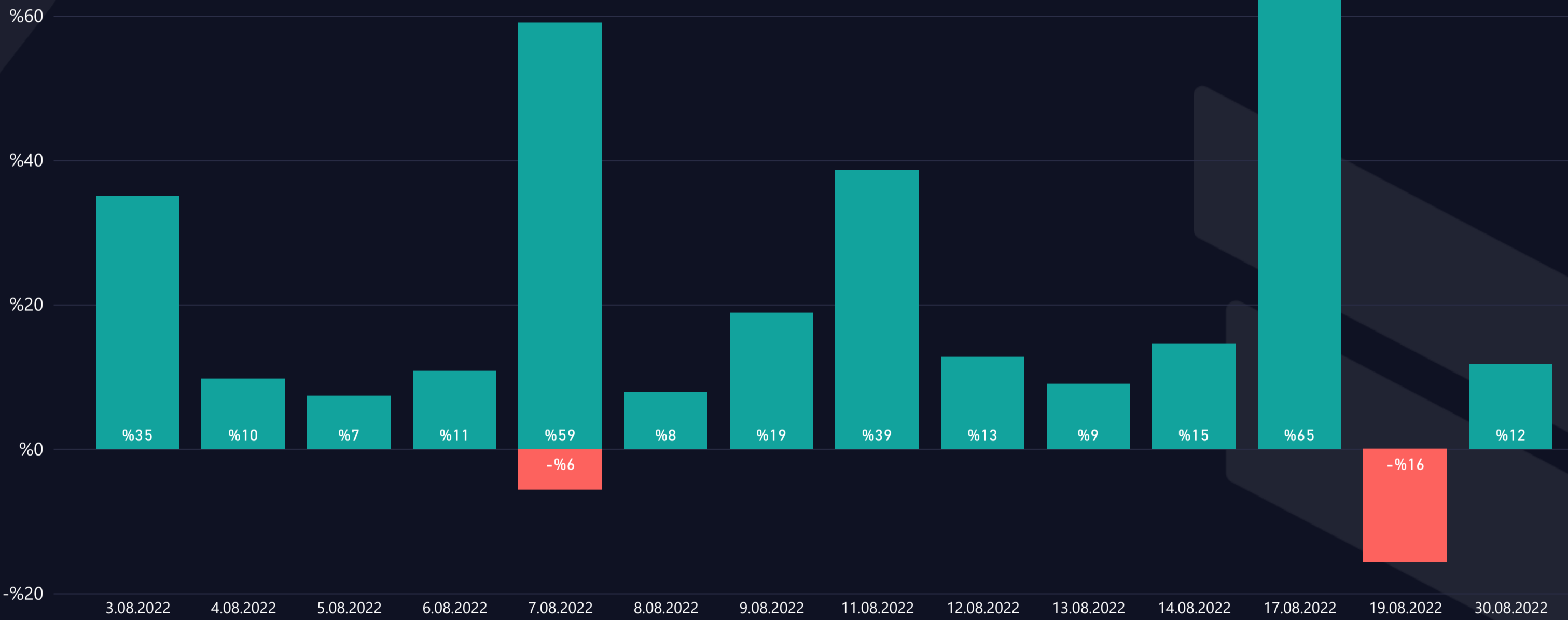
of Trades

-%21

Loss Rate

WIN & LOSS CHART

Win/Loss ● Loss ● Win



TOP WIN & LOSS TRADES

Realization Date	Pair	Final Profit	Duration (days)	Final Target
17.08.2022	ONT/USDT	%65,2	33,51	T08
7.08.2022	MASK/USDT	%59,0	51,20	T03
11.08.2022	ANKR/USDT	%38,7	6,10	T03
3.08.2022	TORN/USDT	%35,0	12,83	T03
9.08.2022	SKL/USDT	%18,9	7,59	T01

Realization Date	Pair	Total Loss	Duration (days)
19.08.2022	XTZ/USDT	-%11,1	10,73
7.08.2022	FTM/USDT	-%5,7	1,53
19.08.2022	HIVE/USDT	-%4,6	8,01



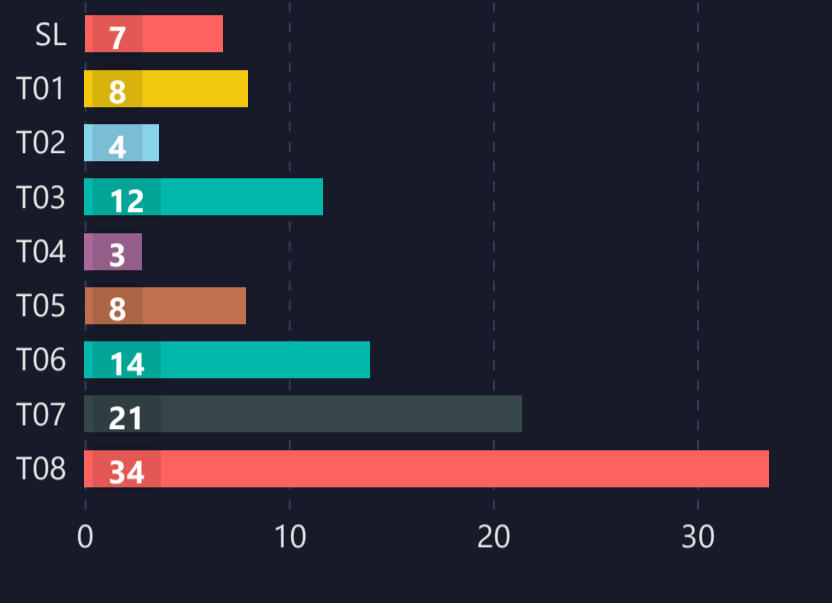
LIST OF ALL TRADES

Signal Date	Pair	Lev.	Buy Rate	Target 1	Target 2	Target 3	Target 4	Target 5	Stop Loss	Man. Close	Dur. (Days)	Final P/L
12.06.2022	ADA/USDT	1	0.5270	0.5600	0.6500	0.6800	0.7000				61,65	%6,3 ▲
16.06.2022	MASK/USDT	1	1.2450	1.3500	1.4900	1.9800	2.3000		0.92800		18,94	%59,0 ▲
14.07.2022	ONT/USDT	1	0.2240	0.2300	0.2400	0.2450	0.2560	0.2700	0.00000		11,77	%65,2 ▲
21.07.2022	TORN/USDT	1	23.7000	28.0000	30.0000	32.0000	36.0000	40.0000	15.00000		11,40	%35,0 ▲
1.08.2022	TLM/USDT	1	0.0295	0.0324	0.0358	0.0434			0.02478		2,76	%9,8 ▲
1.08.2022	SKL/USDT	1	0.0614	0.0730	0.1000	0.2000			0.03800		7,59	%18,9 ▲
2.08.2022	BCH/USDT	1	134.4000	139.0000	143.0000	145.0000	150.0000		0.00000		2,52	%7,9 ▲
3.08.2022	BNB/BTC	1	0.01280000	0.01430900	0.01615800	0.01900000			0.01046300		26,99	%11,8 ▲
4.08.2022	LINA/BTC	1	0.00000048	0.00000050	0.00000058	0.00000080			0.00000029		1,17	%4,2 ▲
4.08.2022	KAVA/USDT	1	2.0950	2.2500	2.5060	2.7590			1.82100		0,87	%7,4 ▲
5.08.2022	ANKR/USDT	1	0.0332	0.0365	0.0409	0.0461			0.02762		5,97	%38,7 ▲
5.08.2022	ZIL/USDT	1	0.0445	0.0475	0.0539	0.0623			0.03841		0,50	%6,6 ▲
5.08.2022	FTM/USDT	1	0.3795	0.4000	0.4100	0.4200	0.4300		0.35800		1,53	-%5,7 ▼
8.08.2022	XTZ/USDT	1	1.8265	2.1000	2.2820	2.7000			1.62400		10,73	-%11,1 ▼
10.08.2022	ONE/USDT	1	0.0263	0.0275	0.0296	0.0360			0.02261		1,64	%12,8 ▲
11.08.2022	HIVE/USDT	1	0.5975	0.6200	0.6400	0.6600	0.7000		0.57000		8,01	-%4,6 ▼
11.08.2022	DOT/USDT	1	9.3900	9.4600	9.5000	9.6500	9.8000	10.0000			0,59	%2,8 ▲
12.08.2022	MATIC/USDT	1	0.9165	0.9480	0.9800	0.9898	1.0000	1.0500	0.00000		0,84	%14,6 ▲

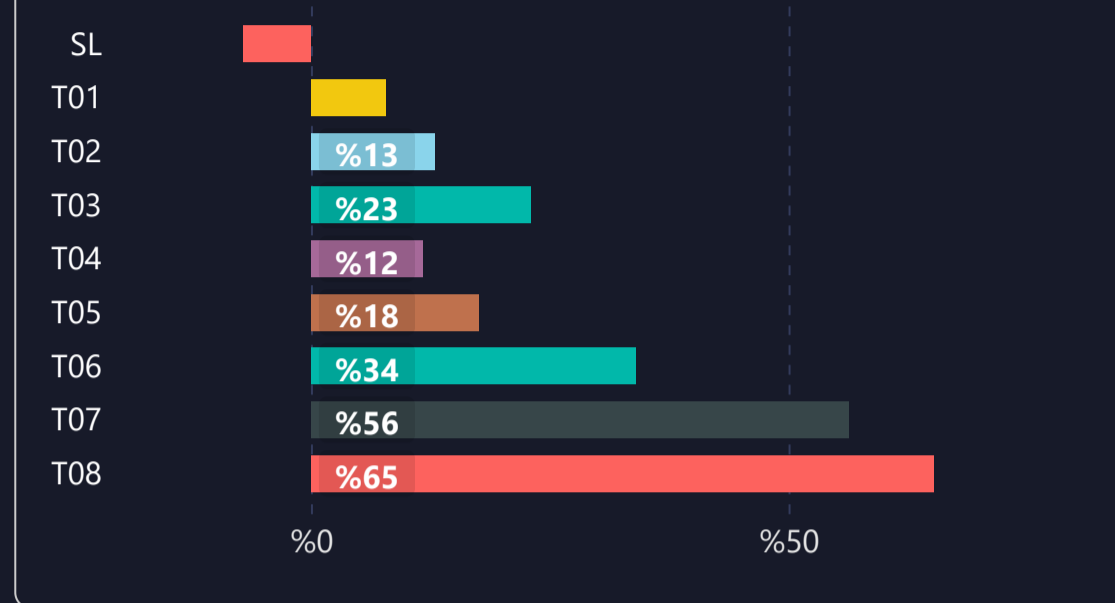


1) DETAILED STATS OF TARGETS (T1, T2, T3 etc.)

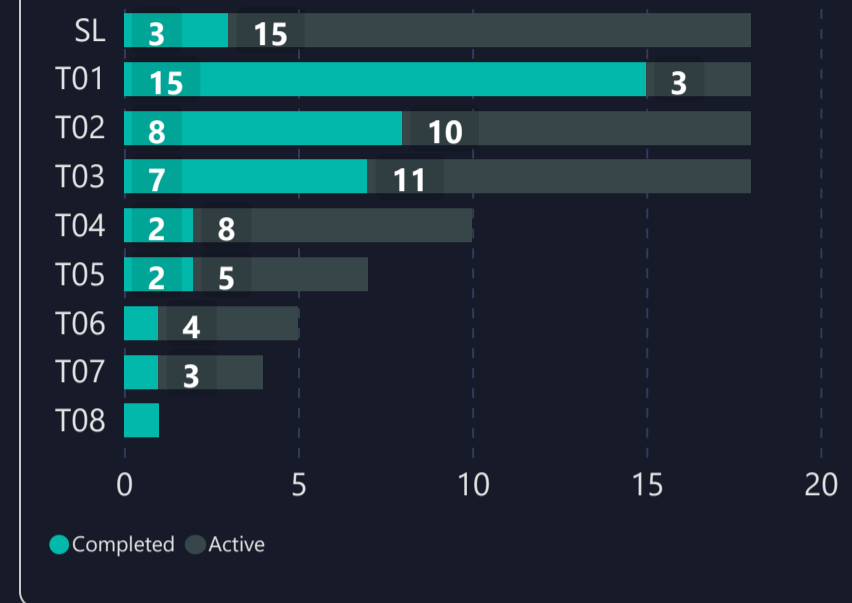
AVERAGE DAYS TO HIT TARGETS



AVERAGE PROFIT PER TARGET



INDIVIDUAL TARGETS STATUS



2) TARGET DURATION vs PROFIT/LOSS SCATTER CHART

Targets ● SL ● T01 ● T02 ● T03 ● T04 ● T05 ● T06 ● T07 ● T08

