



t.me/altsignals

# ALTSIGNALS BINANCE FUTURES VIP REPORT 2022 AUGUST



Success Rate



Completed Trades

38 # of Signals  
%1057 Total Profit

Win Trades

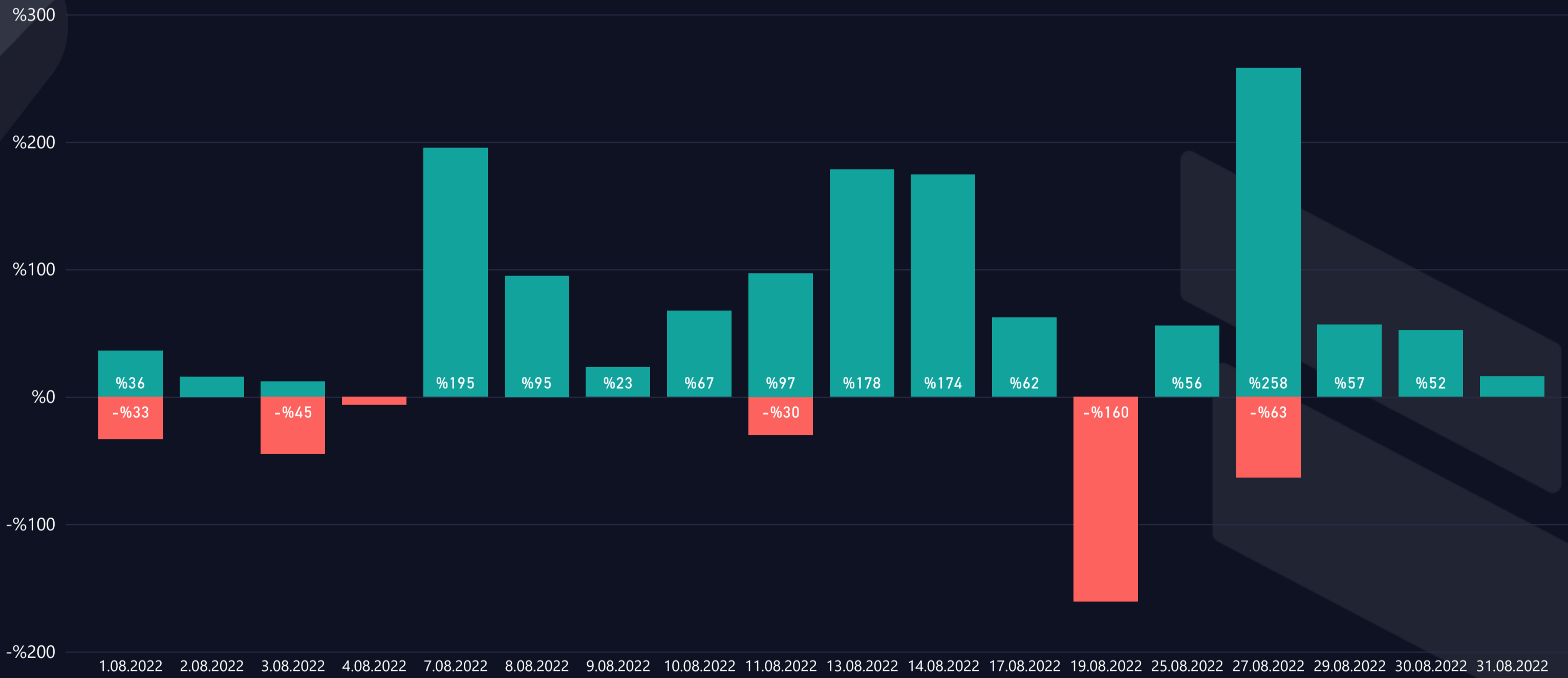
30 # of Trades  
%1395 Win Profit

Loss Trades

8 # of Trades  
-%338 Loss Rate

## WIN & LOSS CHART

Win/Loss ● Loss ● Win



## TOP WIN & LOSS TRADES

Realization Date	Pair	Final Profit	Duration (hours)	Final Target
27.08.2022	DENT/USDT	%198,6	195,20	T06
7.08.2022	BNB/USDT	%105,8	98,32	T05
11.08.2022	FIL/USDT	%97,0	30,33	T03
7.08.2022	THETA/USDT	%89,5	53,83	T04
13.08.2022	MATIC/USDT	%81,1	56,29	T05

Realization Date	Pair	Total Loss	Duration (hours)
19.08.2022	FTM/USDT	-%124,2	34,42
27.08.2022	ALICE/USDT	-%63,2	122,62
3.08.2022	FLM/USDT	-%44,8	7,28
1.08.2022	AXS/USDT	-%33,2	8,75
11.08.2022	JASMY/USDT	-%30,0	82,24



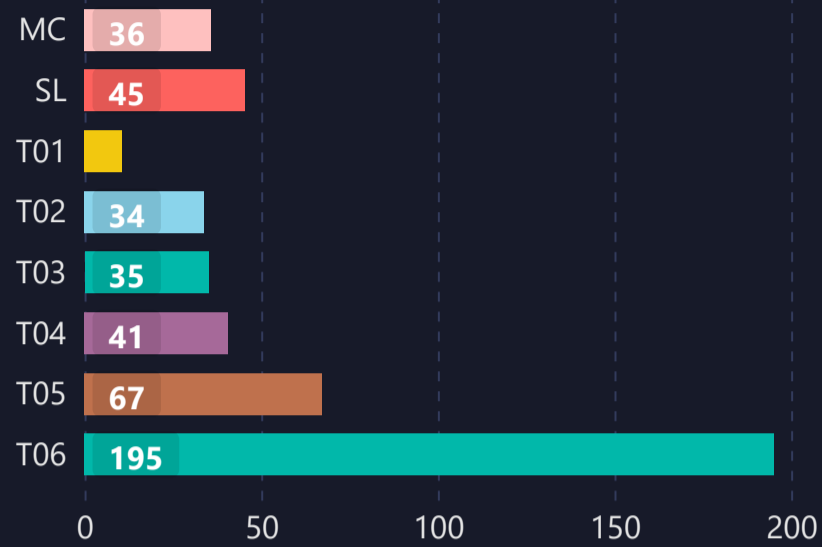
# LIST OF ALL TRADES

Signal Date	Pair	Lev.	Buy Rate	Target 1	Target 2	Target 3	Target 4	Target 5	Stop Loss	Man. Close	Dur. (hours)	Final P/L
1.08.2022	AXS/USDT	10	17.8950	18.4000	18.9000	19.2400	19.5600	20.6200	17.30000		8,75	-%33,2 ▼
1.08.2022	AAVE/USDT	10	95.2000	96.7000	98.1000	99.8000	102.1000	103.9000	92.70000		3,38	%15,8 ▲
1.08.2022	AXS/USDT	10	17.9000	18.0000	18.2100	18.4100	18.8200	19.1600	16.80000		1,20	%17,3 ▲
1.08.2022	CRV/USDT	10	1.3290	1.3540	1.3990	1.4350	1.5880		1.24000		0,43	%18,8 ▲
2.08.2022	FLM/USDT	10	0.2278	0.2396	0.2476	0.2543	0.2607	0.2700	0.21400	0.2176	7,28	-%44,8 ▼
3.08.2022	XRP/USDT	10	0.3733	0.3812	0.3863	0.3922	0.4002	0.4097	0.34100	0.3710	20,36	-%6,2 ▼
3.08.2022	ADA/USDT	10	0.5096	0.5157	0.5261	0.5336	0.5431	0.5564	0.47210		8,30	%12,0 ▲
3.08.2022	BNB/USDT	10	293.0000	298.0000	304.0000	310.0000	316.0000	324.0000	268.00000		35,96	%105,8 ▲
5.08.2022	CRV/USDT	10	1.4200	1.4510	1.4810	1.5510	1.5880	1.6100	1.20000		40,12	%43,0 ▲
5.08.2022	XRP/USDT	10	0.3740	0.3840	0.3920	0.4000	0.4100	0.4250	0.34500		144,74	%48,1 ▲
5.08.2022	THETA/USDT	10	1.5420	1.5700	1.6000	1.6400	1.6800	1.7400	1.30000		13,67	%89,5 ▲
7.08.2022	AUDIO/USDT	10	0.3800	0.3860	0.3940	0.4020	0.4100	0.4250	0.34500		9,73	%15,8 ▲
8.08.2022	JASMY/USDT	10	0.0106	0.0110	0.0113	0.0116	0.0119	0.0124	0.01028		82,24	-%30,0 ▼
8.08.2022	CRV/USDT	10	1.4180	1.4510	1.4810	1.5510	1.5880	1.6100	1.20000		4,40	%23,3 ▲
8.08.2022	APE/USDT	10	7.2400	7.3644	7.4318	7.5024	7.6025	7.7268	6.90000		8,33	%36,2 ▲
8.08.2022	CRV/USDT	10	1.4180	1.4510	1.4810	1.5510	1.5880	1.6100	1.20000		66,42	%44,4 ▲
9.08.2022	ATOM/USDT	10	11.7000	12.1000	12.4000	12.7000	13.0000	13.5000	10.40000		57,16	%59,8 ▲
10.08.2022	DOT/USDT	10	8.9000	9.1400	9.5000	10.2800	10.7100	11.8100	7.00000		16,47	%67,4 ▲
10.08.2022	MATIC/USDT	10	0.9250	0.9380	0.9529	0.9700	0.9897	1.0000	0.86580		36,81	%81,1 ▲
10.08.2022	FIL/USDT	10	7.9000	8.1910	8.4550	8.6660	9.5500	10.0000	7.60600		19,01	%97,0 ▲
12.08.2022	AVAX/USDT	10	29.0800	29.4300	29.6500	30.1700	30.8800	31.9200	28.00000		5,65	%37,5 ▲
13.08.2022	RUNE/USDT	10	2.9000	2.9490	2.9920	3.0440	3.1210	3.2800	2.40000		13,91	%31,7 ▲
13.08.2022	ADA/USDT	10	0.5600	0.5750	0.5880	0.6000	0.6150	0.6400	0.51000		12,97	%50,0 ▲
14.08.2022	COMP/USDT	10	61.5000	63.0000	64.1700	65.2300	66.6000	70.0000	53.00000		60,11	%24,4 ▲
17.08.2022	FTM/USDT	10	0.3405	0.3632	0.3700	0.3854	0.3949	0.4100	0.28610	0.2982	34,42	-%124,2 ▼
17.08.2022	ADA/USDT	10	0.5250	0.5467	0.5587	0.5654	0.5822	0.5957	0.50000	0.5107	27,11	-%27,2 ▼
17.08.2022	ETH/USDT	10	1876.0000	1900.0000	1928.0000	1947.0000	1977.0000	2020.0000	1705.00000		6,93	%37,8 ▲
18.08.2022	GRT/USDT	10	0.1172	0.1245	0.1282	0.1340	0.1386	0.1433	0.10000	0.1162	2,71	-%9,0 ▼
18.08.2022	DENT/USDT	10	0.0011	0.0011	0.0011	0.0011	0.0010	0.0010	0.00128		43,89	%198,6 ▲
20.08.2022	ZRX/USDT	10	0.3062	0.3000	0.2940	0.2880	0.2800	0.2700	0.35000	0.2000	54,29	%59,4 ▲
22.08.2022	ALICE/USDT	10	2.1670	2.5140	2.6740	2.8090			1.96300	2.0300	122,62	-%63,2 ▼
25.08.2022	ATOM/USDT	10	13.1650	13.3000	13.5000	13.8600	14.0000	14.5000	11.50000		0,11	%10,3 ▲
25.08.2022	BNB/USDT	10	298.6000	304.0000	310.0000	316.0000	324.0000	337.0000	268.00000		9,86	%18,1 ▲
25.08.2022	NEAR/USDT	10	4.3240	4.4420	4.5120	4.5830	4.7620	5.0000	4.20000		11,07	%27,3 ▲
26.08.2022	EGLD/USDT	10	52.9300	52.1800	51.2200	50.7000	48.9800	46.2200	57.71000		19,93	%42,1 ▲
29.08.2022	LINK/USDT	10	6.3000	6.2090	6.0550	5.8810	5.7200	5.4110	7.10000		0,70	%14,4 ▲
30.08.2022	MATIC/USDT	10	0.8425	0.8559	0.8764	0.9171	0.9528	1.0000	0.74910		27,92	%15,9 ▲
30.08.2022	TRX/USDT	10	0.0632	0.0646	0.0665	0.0688			0.06255		3,10	%52,2 ▲

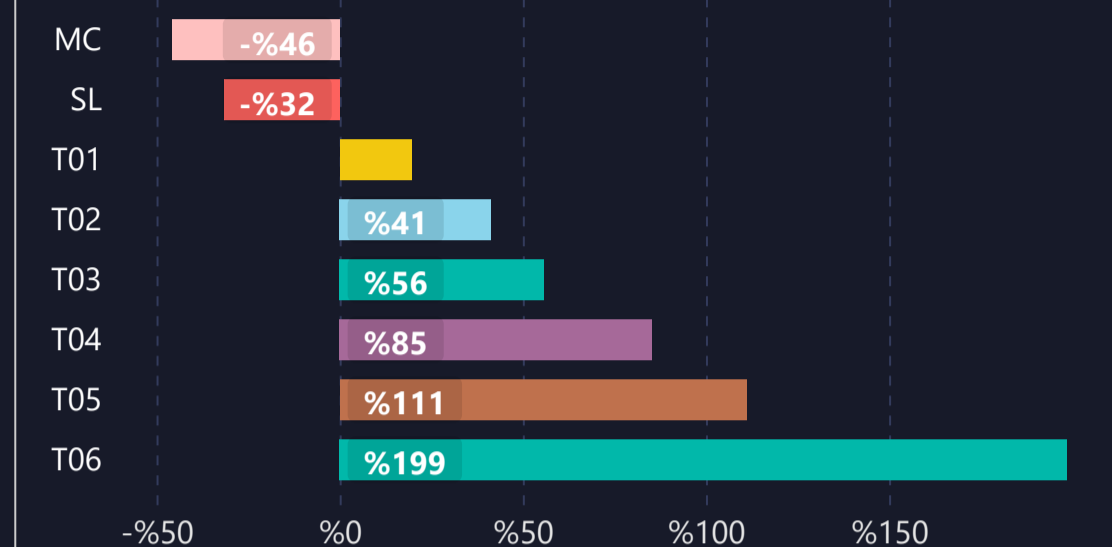


# 1) DETAILED STATS OF TARGETS (T1, T2, T3 etc.)

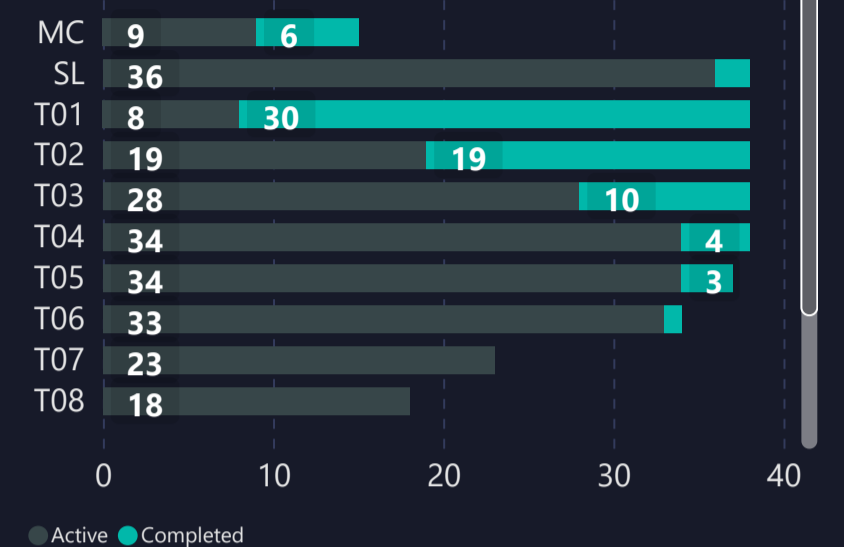
### AVERAGE DURATION (HOURS)



### AVERAGE PROFIT PER TARGET



### INDIVIDUAL TARGETS STATUS



# 2) TARGET DURATION vs PROFIT/LOSS SCATTER CHART

Targets ● MC ● SL ● T01 ● T02 ● T03 ● T04 ● T05 ● T06

