

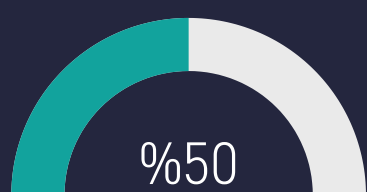


t.me/altsignals

# ALTSIGNALS BINANCE SPOT VIP REPORT 2022 JUNE



Success Rate



Completed Trades

8 # of Signals  
%120 Total Profit

Win Trades

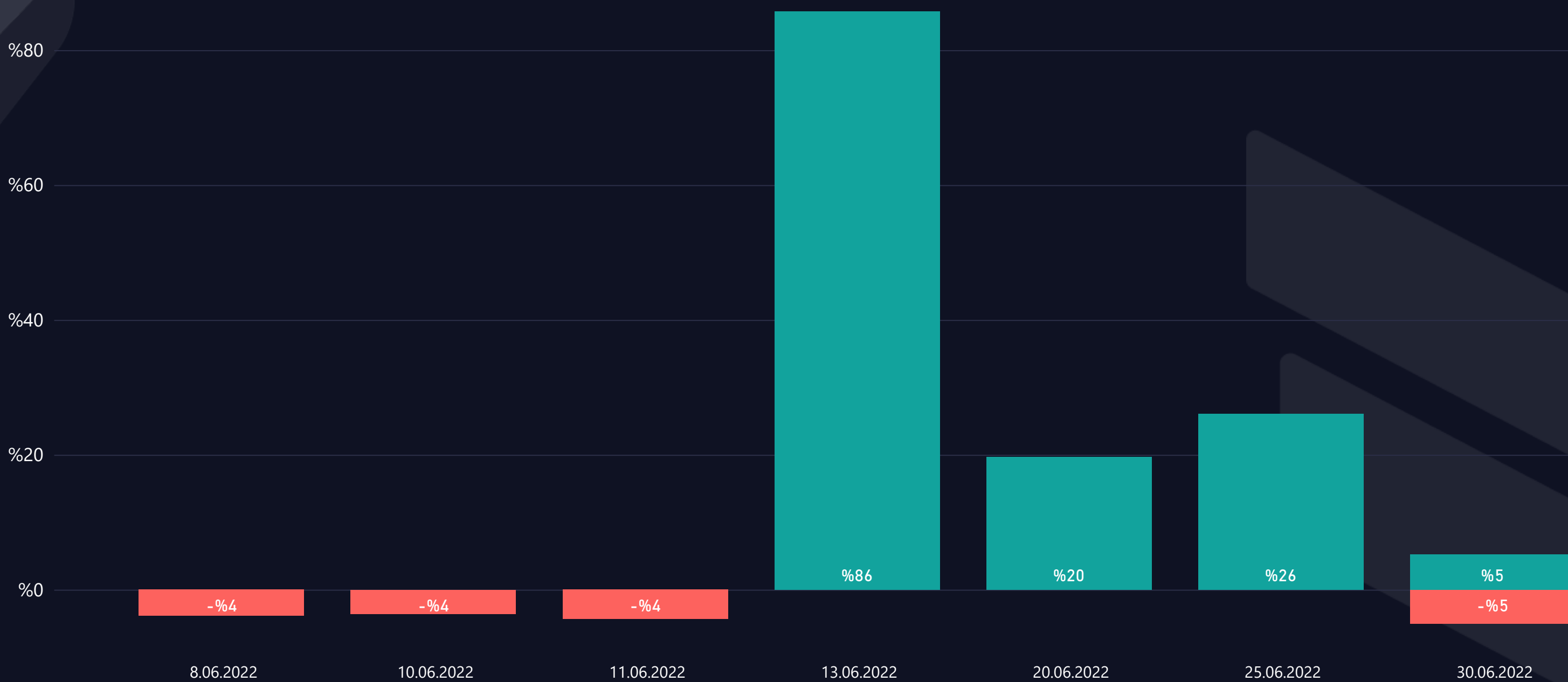
4 # of Trades  
%137 Win Profit

Loss Trades

4 # of Trades  
-%17 Loss Rate

## WIN & LOSS CHART

Win/Loss ● Loss ● Win



## TOP WIN & LOSS TRADES

Realization Date	Pair	Final Profit	Duration (days)	Final Target
13.06.2022	FLM/USDT	%85,7	104,21	T02
25.06.2022	THETA/USDT	%26,1	12,42	T04
20.06.2022	MASK/USDT	%19,7	3,48	T02
30.06.2022	UNI/USDT	%5,3	0,12	T02

Realization Date	Pair	Total Loss	Duration (days)
30.06.2022	LTC/USDT	-%5,1	0,47
11.06.2022	DASH/USDT	-%4,4	0,54
8.06.2022	AR/USDT	-%3,9	0,10
10.06.2022	KSM/USDT	-%3,6	0,62



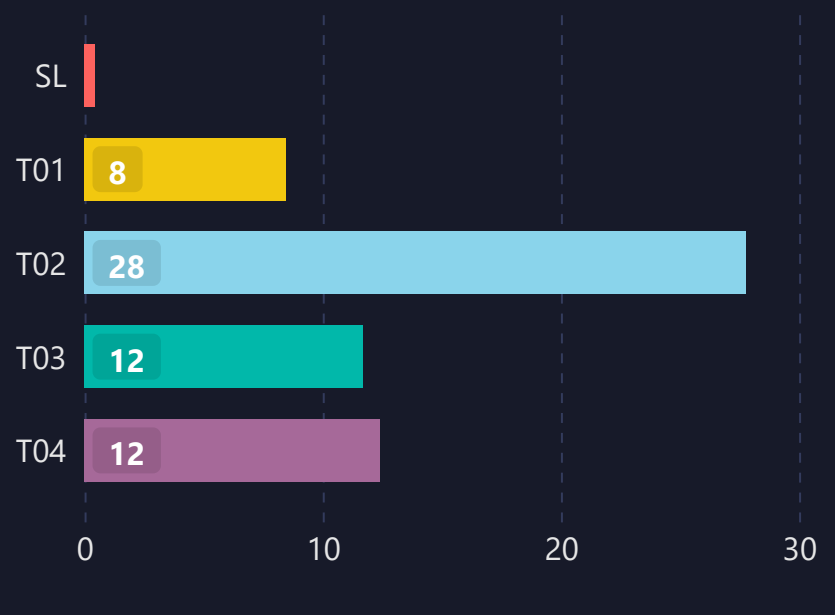
# LIST OF ALL TRADES

Signal Date	Pair	Lev.	Buy Rate	Target 1	Target 2	Target 3	Target 4	Target 5	Stop Loss	Man. Close	Dur. (Days)	Final P/L
28.02.2022	FLM/USDT	1	0.2100	0.2600	0.3900	0.8000					67,30	%85,7 ▲
8.06.2022	AR/USDT	1	14.2500	14.7200	15.0000	15.5000	16.0000		13.70000		0,10	-%3,9 ▼
9.06.2022	KSM/USDT	1	67.7800	69.0000	70.0000	72.0000	75.0000		65.35000		0,62	-%3,6 ▼
11.06.2022	DASH/USDT	1	54.6000	55.2000	56.4000	57.5000	59.0000		52.22000		0,54	-%4,4 ▼
12.06.2022	THETA/USDT	1	1.1500	1.2300	1.3100	1.4000	1.4500				7,16	%26,1 ▲
16.06.2022	MASK/USDT	1	1.2450	1.3500	1.4900	1.9800	2.3000		0.92800		2,81	%19,7 ▲
30.06.2022	UNI/USDT	1	4.7500	4.9000	5.0000	5.1200	5.1600		4.57700		0,12	%5,3 ▲
30.06.2022	LTC/USDT	1	53.6000	55.5300	56.3000	58.1000			50.89000		0,47	-%5,1 ▼

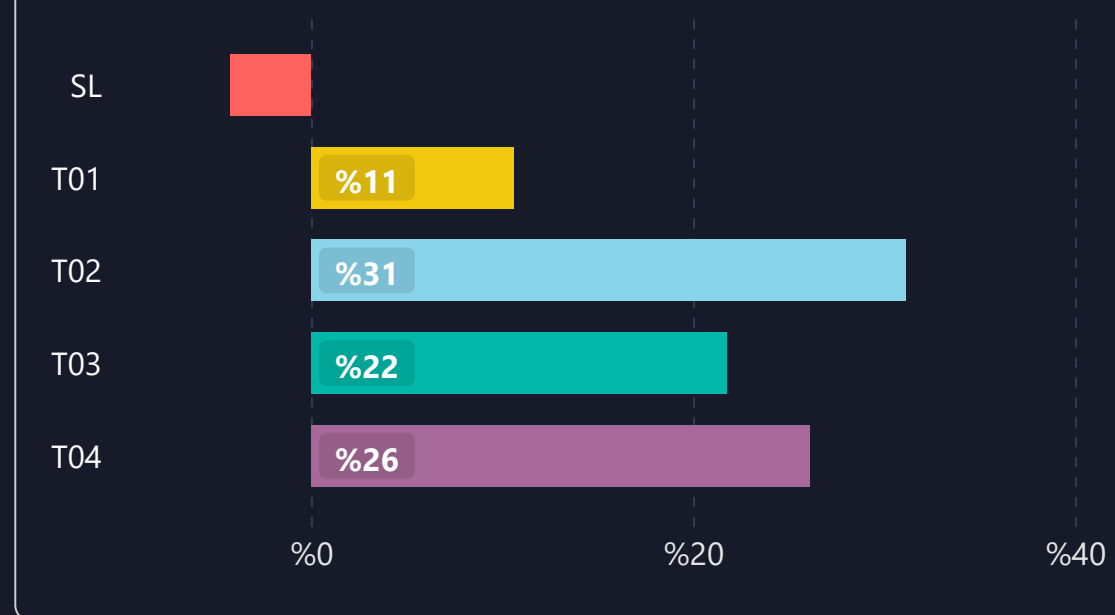


# 1) DETAILED STATS OF TARGETS (T1, T2, T3 etc.)

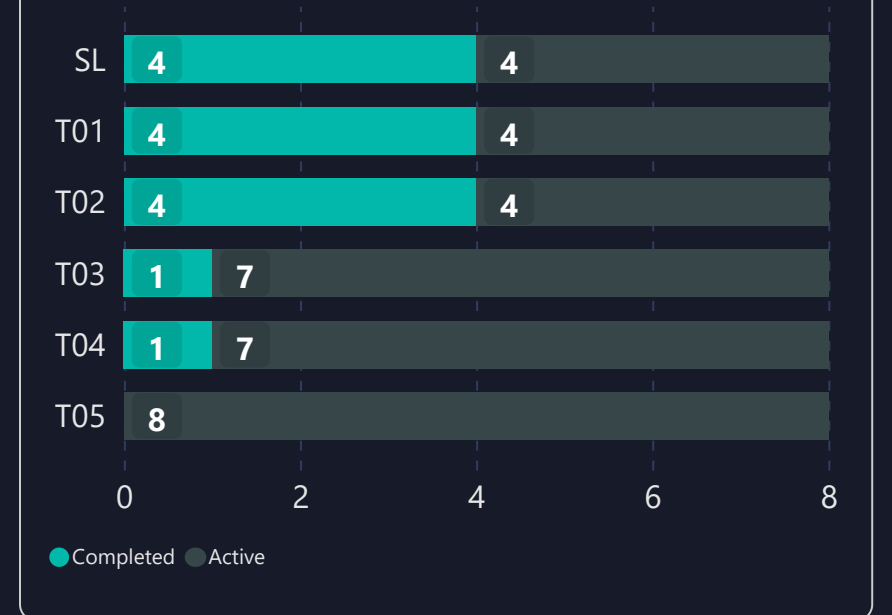
### AVERAGE DAYS TO HIT TARGETS



### AVERAGE PROFIT PER TARGET



### INDIVIDUAL TARGETS STATUS



# 2) TARGET DURATION vs PROFIT/LOSS SCATTER CHART

Targets ● SL ● T01 ● T02 ● T03 ● T04

