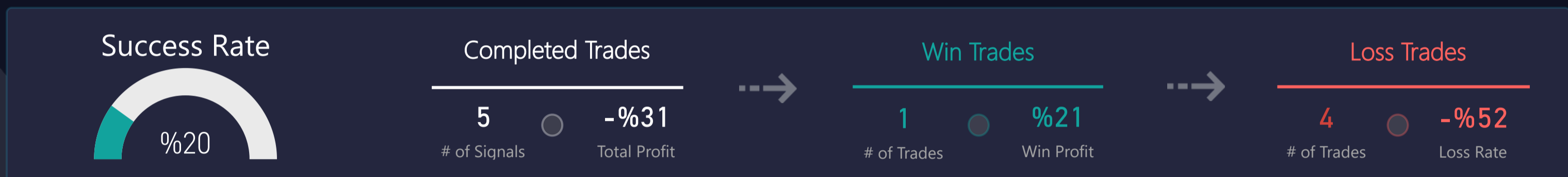




t.me/altsignals

ALTSIGNALS BINANCE SPOT VIP REPORT 2022 MAY



WIN & LOSS CHART

Win/Loss ● Loss ● Win



TOP WIN & LOSS TRADES

Realization Date	Pair	Final Profit	Duration (days)	Final Target
23.05.2022	SUSHI/USDT	%21,0	5,85	T01

Realization Date	Pair	Total Loss	Duration (days)
5.05.2022	NAKA/USDT	-%15,1	0,12
6.05.2022	HIVE/USDT	-%13,5	0,82
5.05.2022	MTL/USDT	-%12,0	0,16
6.05.2022	KLAY/USDT	-%11,2	1,05

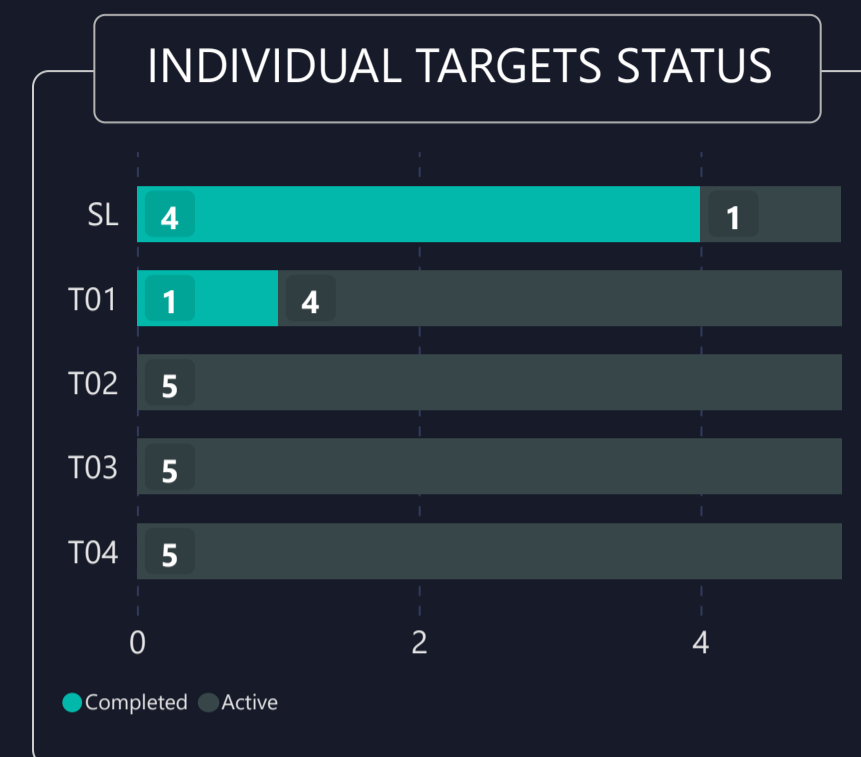
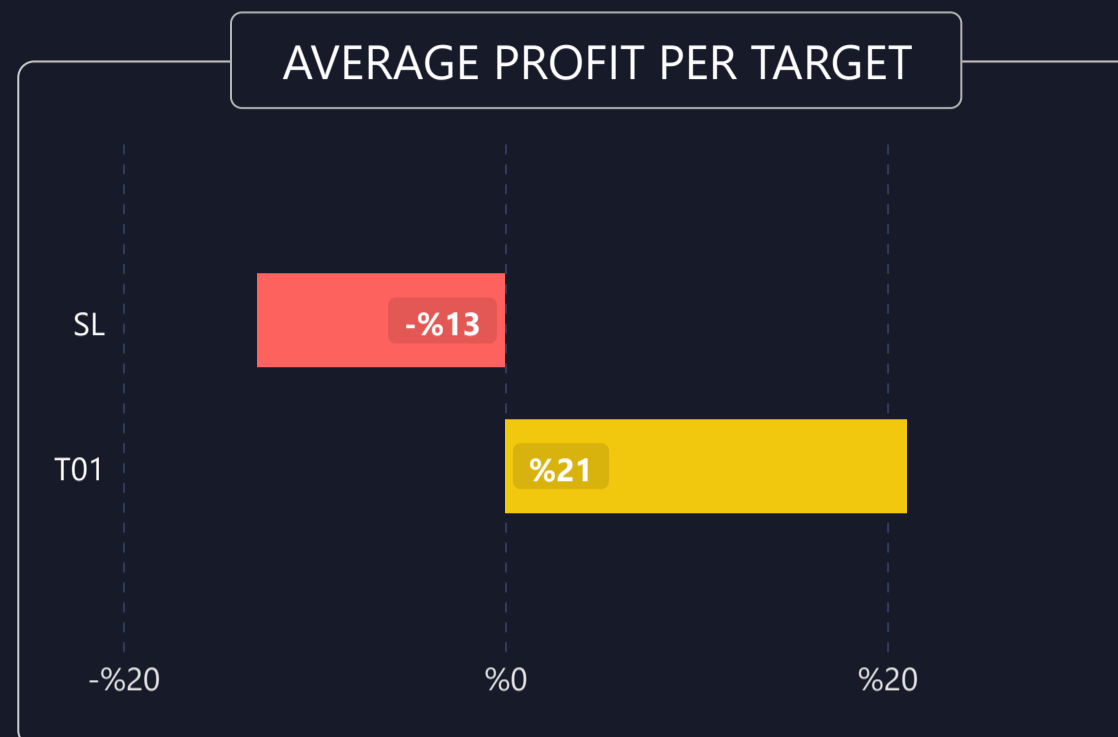
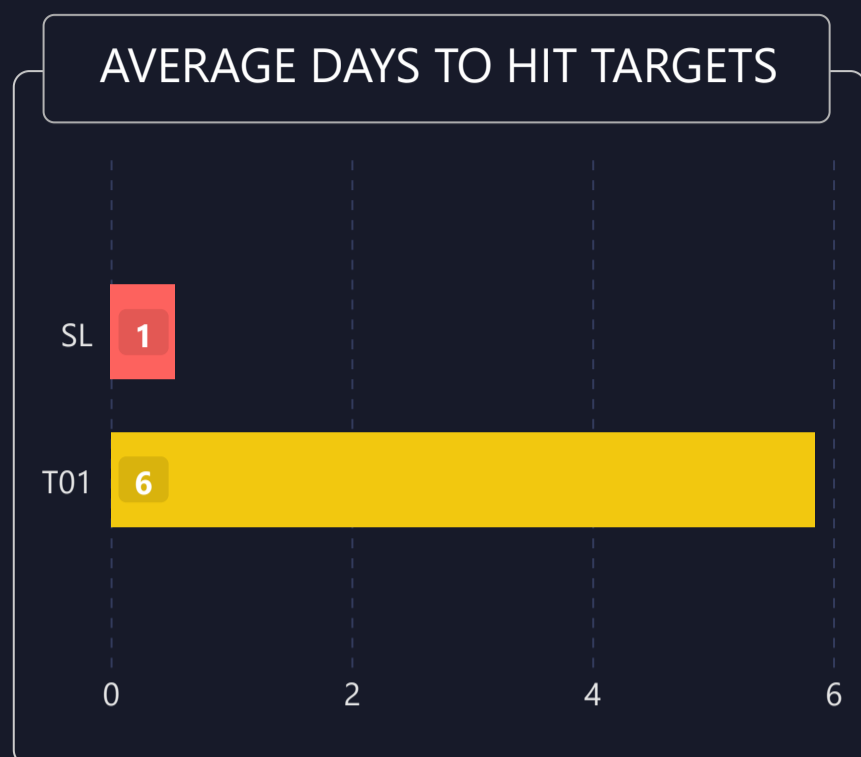


LIST OF ALL TRADES

Signal Date	Pair	Lev.	Buy Rate	Target 1	Target 2	Target 3	Target 4	Target 5	Stop Loss	Man. Close	Dur. (Days)	Final P/L
5.05.2022	NAKA/USDT	1	0.2650	0.2880	0.3200	0.4000			0.22500		0,12	-%15,1 ▼
5.05.2022	KLAY/USDT	1	0.7430	0.8400	0.9400	1.1000			0.66000		1,05	-%11,2 ▼
5.05.2022	HIVE/USDT	1	0.8670	0.9600	1.0500	1.1600			0.75000		0,82	-%13,5 ▼
5.05.2022	MTL/USDT	1	2.1600	2.3800	2.6200	3.1200			1.90000		0,16	-%12,0 ▼
17.05.2022	SUSHI/USDT	1	1.3450	1.6280	1.9990	2.2220			1.19100		5,85	%21,0 ▲



1) DETAILED STATS OF TARGETS (T1, T2, T3 etc.)



2) TARGET DURATION vs PROFIT/LOSS SCATTER CHART

Targets ● SL ● T01

