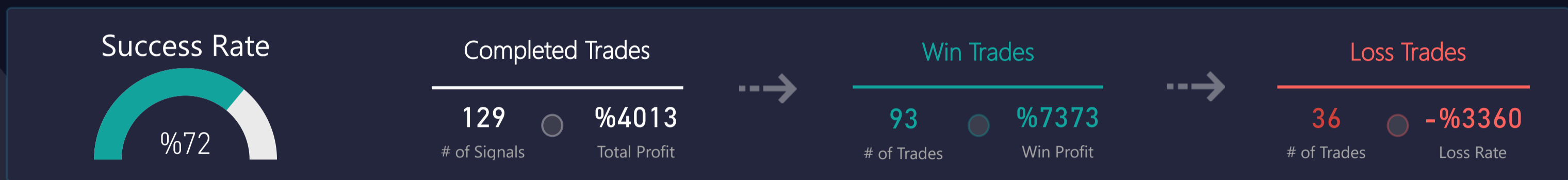


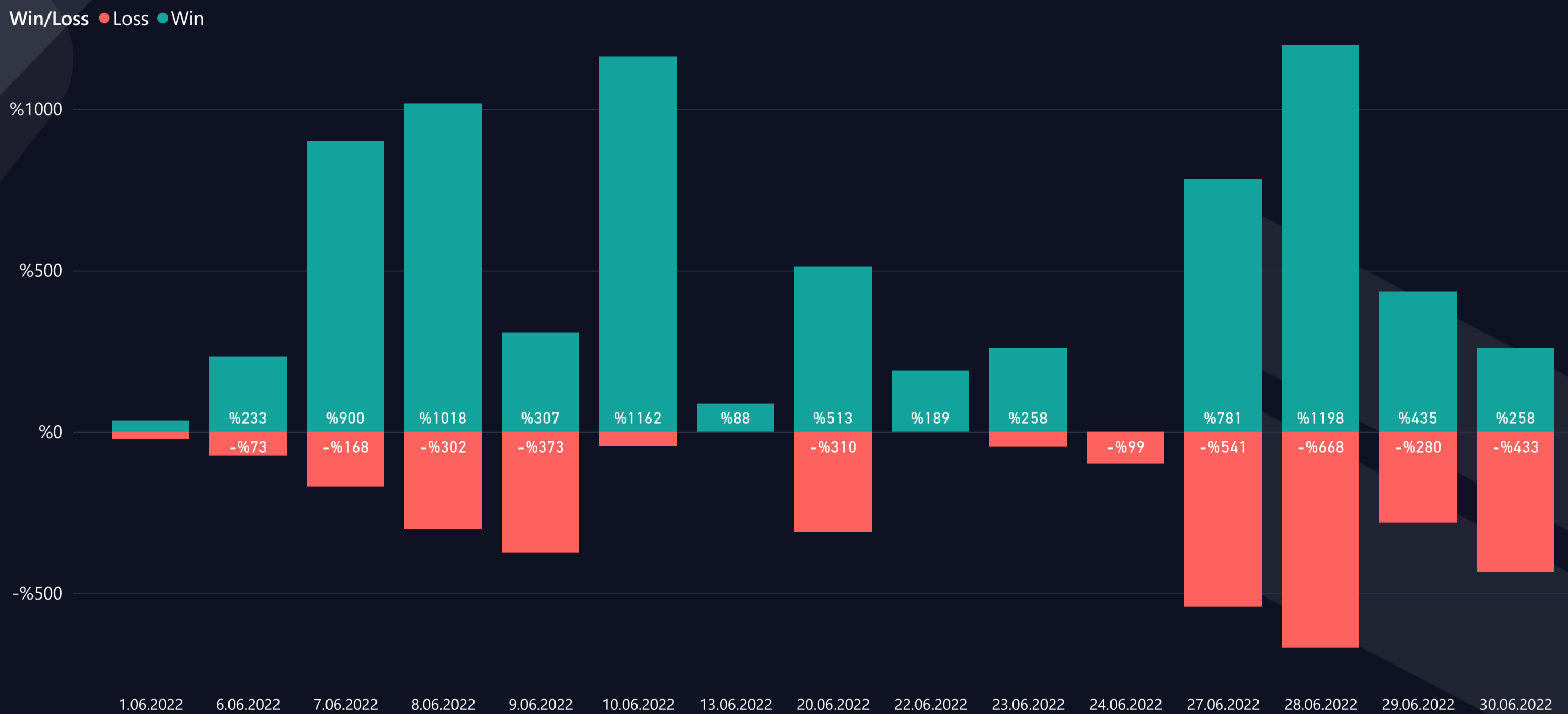


t.me/altsignals

ALTSIGNALS BINANCE FUTURES VIP REPORT 2022 JUNE



WIN & LOSS CHART



TOP WIN & LOSS TRADES

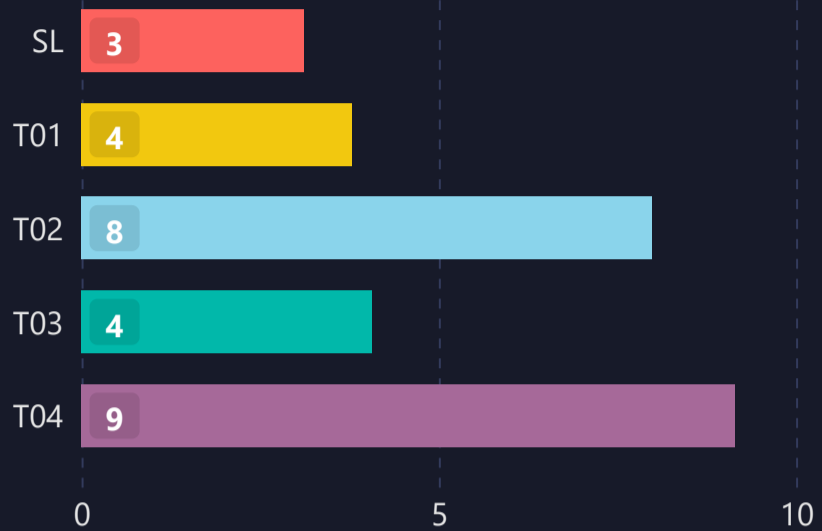
Realization Date	Pair	Final Profit	Duration (hours)	Final Target
27.06.2022	RUNE/USDT	%245,8	18,89	T02
7.06.2022	GALA/USDT	%200,0	0,17	T03
7.06.2022	GALA/USDT	%200,0	0,42	T03
22.06.2022	BTC/USDT	%189,1	4,15	T01
8.06.2022	SFP/USDT	%154,8	0,72	T04

Realization Date	Pair	Total Loss	Duration (hours)
28.06.2022	GMT/USDT	-%173,0	0,44
9.06.2022	GALA/USDT	-%161,8	2,63
29.06.2022	LINK/USDT	-%147,0	4,54
8.06.2022	SOL/USDT	-%127,1	1,44
8.06.2022	LINA/USDT	-%119,4	0,61

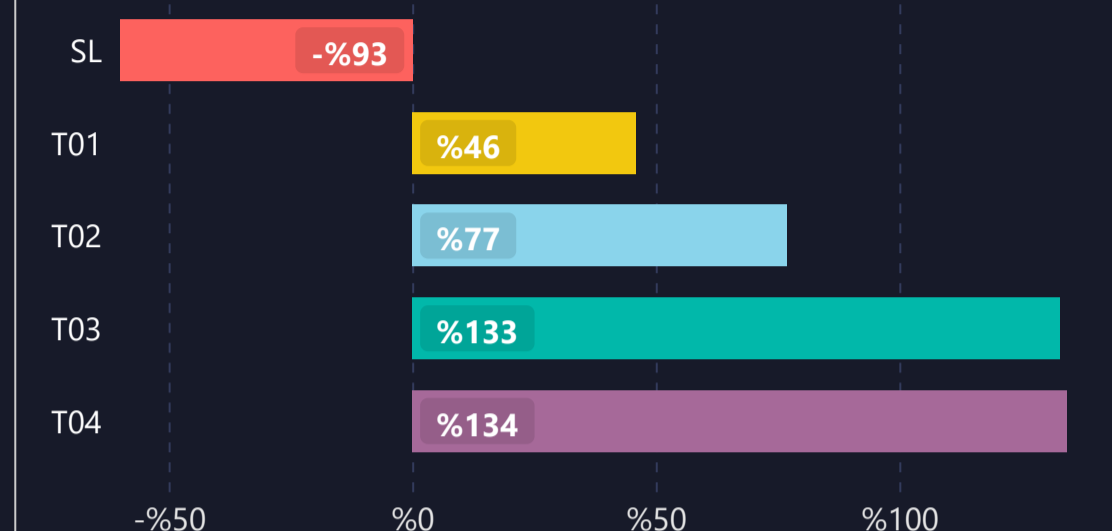


1) DETAILED STATS OF TARGETS (T1, T2, T3 etc.)

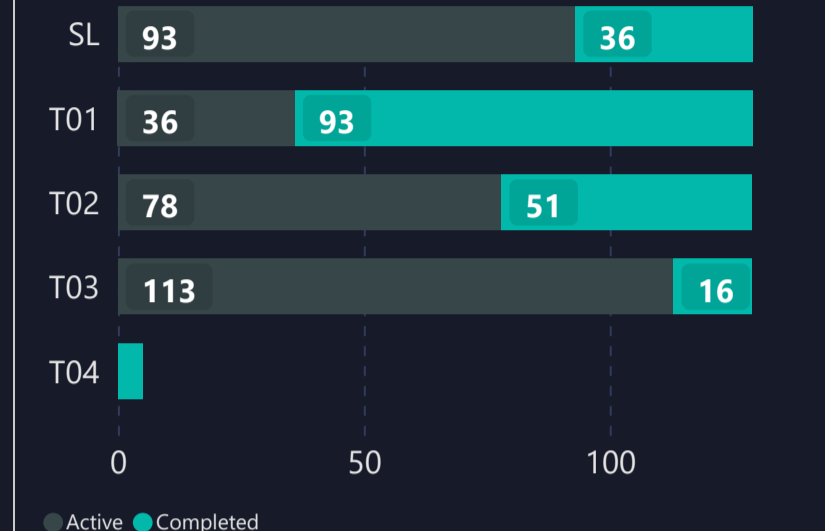
AVERAGE DURATION (HOURS)



AVERAGE PROFIT PER TARGET



INDIVIDUAL TARGETS STATUS



2) TARGET DURATION vs PROFIT/LOSS SCATTER CHART

Targets ● SL ● T01 ● T02 ● T03 ● T04

