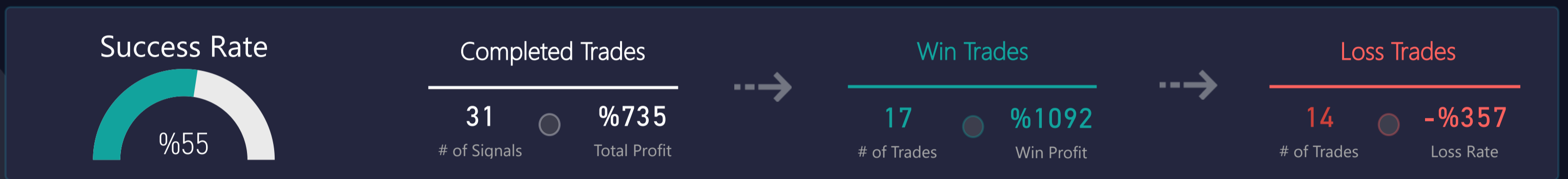




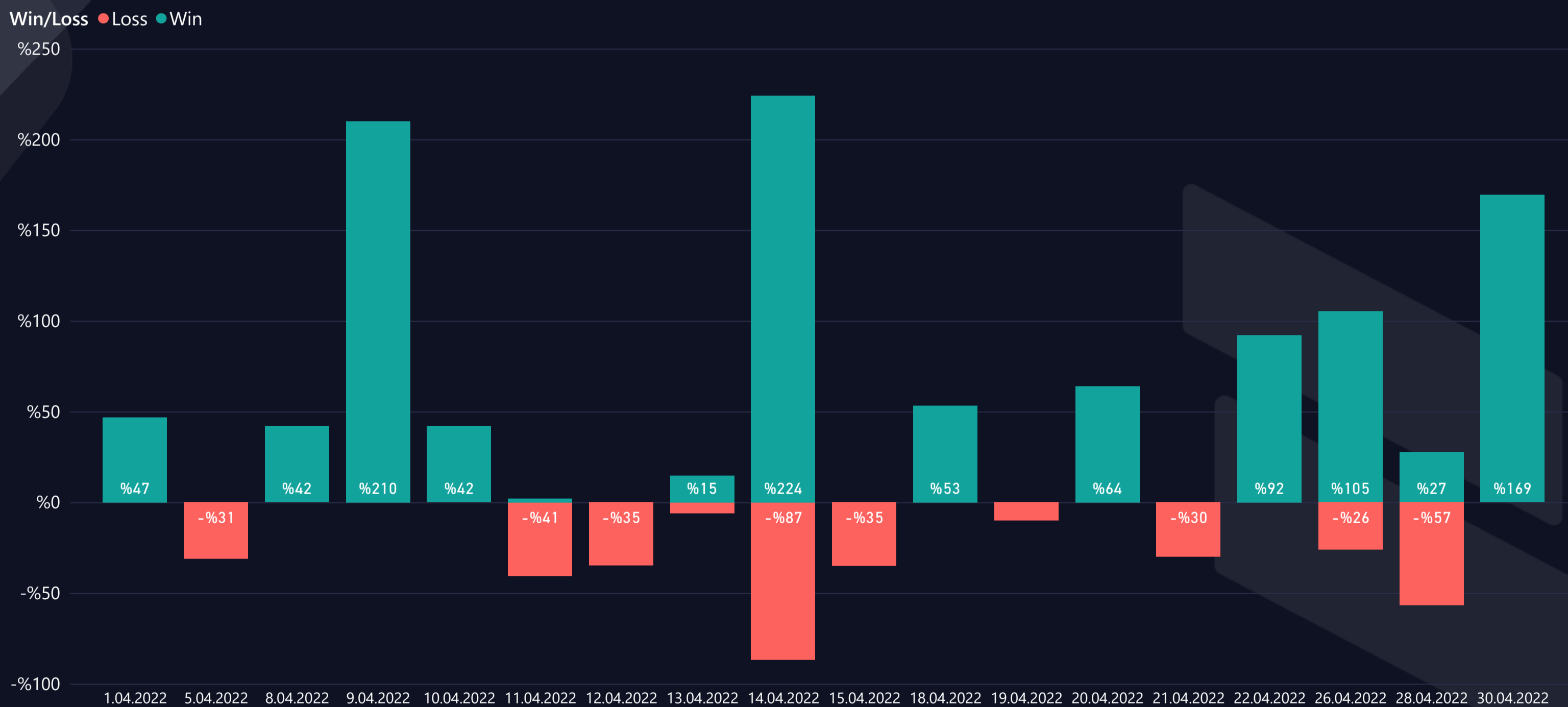
t.me/altsignals

ALTSIGNALS BINANCE FUTURES VIP REPORT 2022 APRIL

~TOTAL PROFIT~
%735



WIN & LOSS CHART



TOP WIN & LOSS TRADES

Realization Date	Pair	Final Profit	Duration (hours)	Final Target
30.04.2022	DOT/USDT	%169,3	35,18	T04
9.04.2022	LUNA/USDT	%107,5	32,68	T03
26.04.2022	BTC/USDT	%105,1	141,26	T04
9.04.2022	SOL/USDT	%102,4	11,83	T02
14.04.2022	RUNE/USDT	%71,2	8,58	T02

Realization Date	Pair	Total Loss	Duration (hours)
28.04.2022	APE/USDT	-%56,7	13,54
14.04.2022	GALA/USDT	-%43,8	6,10
11.04.2022	LUNA/USDT	-%40,6	45,66
15.04.2022	ETH/USDT	-%35,0	36,41
12.04.2022	NEAR/USDT	-%34,8	3,12

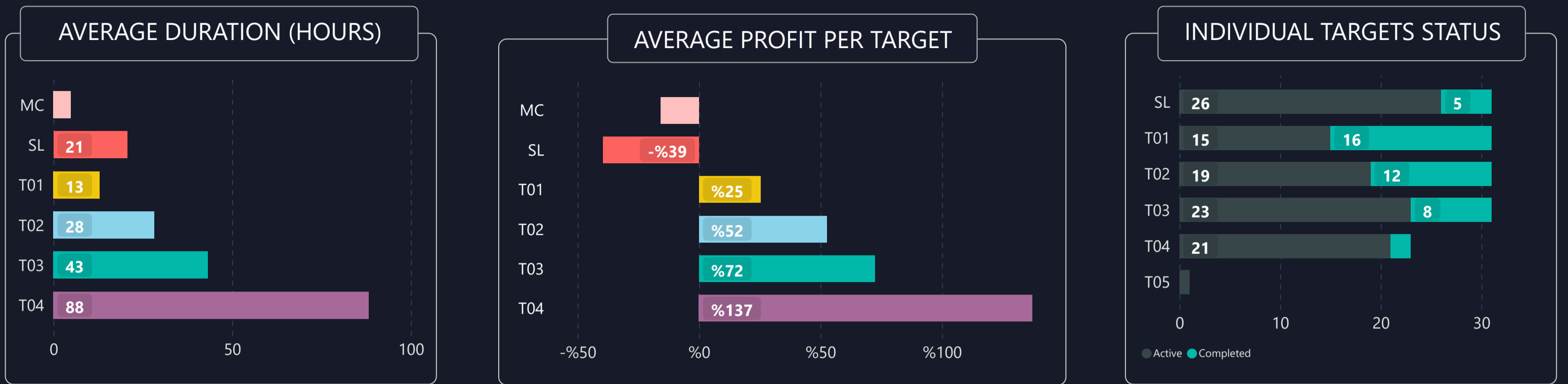


LIST OF ALL TRADES

Signal Date	Pair	Lev.	Buy Rate	Target 1	Target 2	Target 3	Target 4	Target 5	Stop Loss	Man. Close	Dur. (hours)	Final P/L
31.03.2022	BTC/USDT	10	47000.0000	46500.0000	46200.0000	44800.0000			47600.00000		5,07	%46,8 ▲
5.04.2022	MATIC/USDT	10	1.6633	1.6877	1.7137	1.7400			1.62800		1,59	-%21,2 ▼
5.04.2022	LUNA/USDT	10	119.1900	122.2980	127.7340	136.6530			114.30300	117.9981	2,49	-%10,0 ▼
7.04.2022	SOL/USDT	10	115.3800	117.6600	120.2100	127.4000	0.0000		110.12000		7,67	%41,9 ▲
7.04.2022	LUNA/USDT	10	105.0200	101.8480	98.8100	93.7320	0.0000		111.00000		19,49	%107,5 ▲
8.04.2022	SOL/USDT	20	116.9600	113.2800	110.9700	0.0000	0.0000		122.95000		7,38	%102,4 ▲
9.04.2022	LUNA/USDT	10	90.1630	93.4740	98.5790	104.9250			86.50000		45,66	-%40,6 ▼
10.04.2022	MATIC/USDT	15	1.4642	1.4825	1.5567	1.6182	0.0000		1.41320		18,71	%18,7 ▲
10.04.2022	BEL/USDT	10	0.9194	0.9407	1.0097	1.0900	0.0000		0.84520		1,46	%23,2 ▲
11.04.2022	MATIC/USDT	10	1.3550	1.3771	1.4257	1.4600			1.31080	1.3577	2,48	%2,0 ▲
12.04.2022	NEAR/USDT	10	16.4660	17.1690	18.2450	19.7800			15.60400	15.8930	3,12	-%34,8 ▼
12.04.2022	AXS/USDT	10	46.1600	44.3300	41.5800	40.0000			49.40000	46.4400	2,84	-%6,1 ▼
13.04.2022	THETA/USDT	10	3.1510	3.2410	3.4050	3.6000			3.00000	3.0740	19,21	-%24,4 ▼
13.04.2022	LTC/USDT	15	109.1500	106.9500	102.0000	95.0000			112.40000	110.1000	6,85	-%13,1 ▼
13.04.2022	SOL/USDT	10	102.0000	100.5000	98.0000	95.0000	0.0000		105.00000		2,23	%14,7 ▲
13.04.2022	EOS/USDT	3	2.3000	2.4900	2.5800	2.7900	6.3000		1.15000		133,86	%63,9 ▲
13.04.2022	RUNE/USDT	10	8.4010	8.5980	8.9990	9.4180	0.0000		7.99900		5,97	%71,2 ▲
14.04.2022	GALA/USDT	10	0.2050	0.2101	0.2248	0.2311	0.0000		0.19604		6,10	-%43,8 ▼
14.04.2022	ETH/USDT	10	3122.0000	3250.0000	3300.0000	3400.0000	3500.0000		3012.73000		36,41	-%35,0 ▼
14.04.2022	GMT/USDT	10	2.1900	2.2418	2.3331	2.4724			2.12803	2.1779	1,82	-%5,5 ▼
14.04.2022	LINK/USDT	20	14.0000	13.8340	13.6100	13.4280	13.2600		14.90000		5,62	%81,7 ▲
15.04.2022	BTC/USDT	20	40000.0000	39272.8000	39089.7000	38936.2000	38333.1000		41313.60000		61,96	%53,2 ▲
19.04.2022	LINK/USDT	20	14.1150	14.2980	14.5240	14.7070	14.8770		13.22500	14.0444	0,49	-%10,0 ▼
20.04.2022	BTC/USDT	20	40900.0000	40500.0000	40050.0000	39510.0000	38750.0000		42702.00000		60,14	%105,1 ▲
21.04.2022	LINK/USDT	20	13.9800	13.7940	13.5700	13.3890	13.2210		14.85600	14.1897	4,12	-%30,0 ▼
21.04.2022	ETH/USDT	20	3091.0000	3051.1800	3014.6000	2948.7600			3168.72000		4,10	%92,0 ▲
26.04.2022	SUSHI/USDT	20	3.2740	3.3180	3.3330	3.3730			3.18700	3.2314	5,28	-%26,0 ▼
28.04.2022	APE/USDT	10	19.4000	17.9000	15.1000				20.50000		13,54	-%56,7 ▼
28.04.2022	NEAR/USDT	15	12.5500	12.7800	13.1400	13.5000			12.05000		1,33	%27,5 ▲
29.04.2022	DOT/USDT	20	16.6600	16.4800	16.3400	16.1100	15.2500		18.01500		14,43	%169,3 ▲



1) DETAILED STATS OF TARGETS (T1, T2, T3 etc.)



2) TARGET DURATION vs PROFIT/LOSS SCATTER CHART

Targets ● MC ● SL ● T01 ● T02 ● T03 ● T04

