

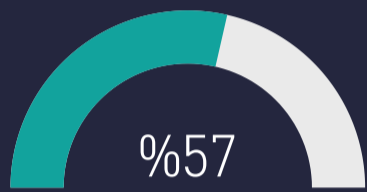


t.me/altsignals

# ALTSIGNALS BINANCE SPOT VIP REPORT 2022 APRIL



Success Rate



Completed Trades

7 # of Signals  
%108 Total Profit

Win Trades

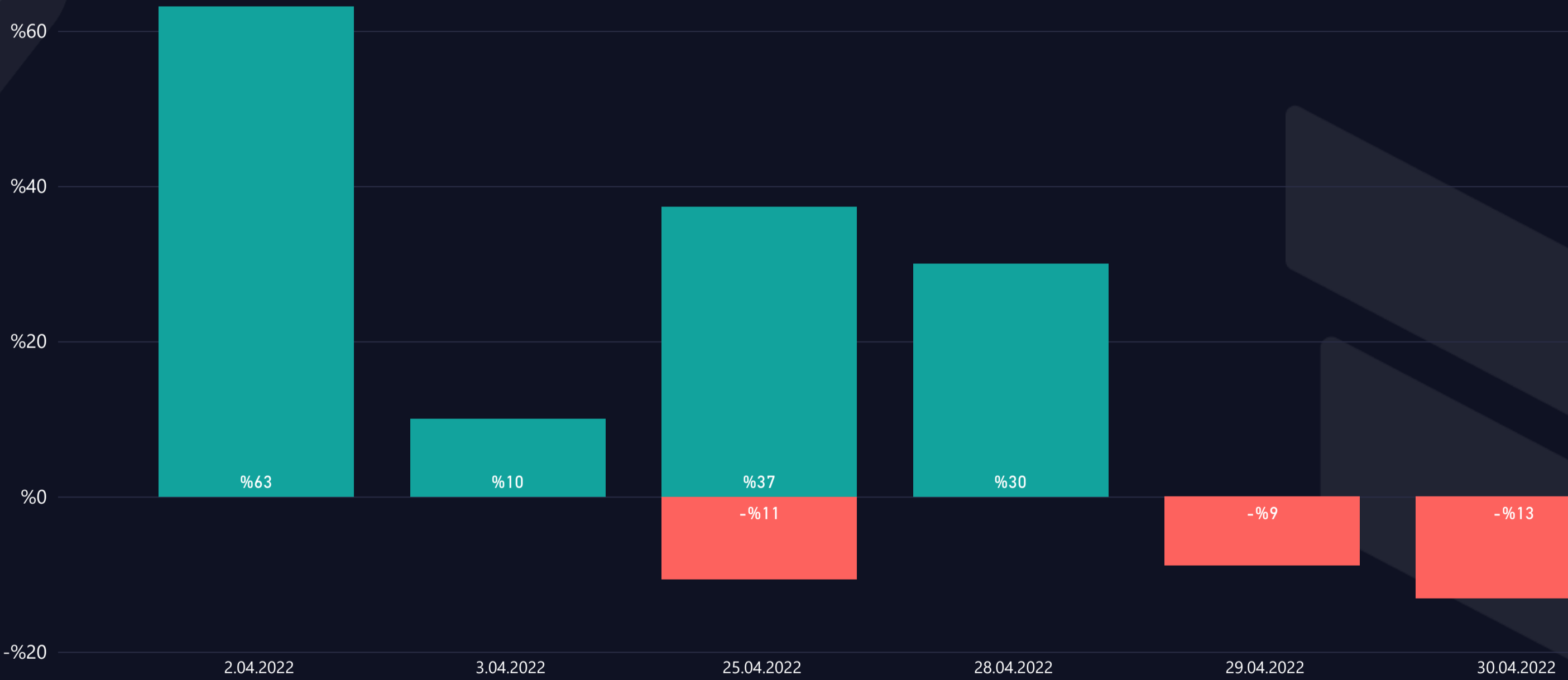
4 # of Trades  
%141 Win Profit

Loss Trades

3 # of Trades  
-%33 Loss Rate

## WIN & LOSS CHART

Win/Loss ● Loss ● Win



## TOP WIN & LOSS TRADES

Realization Date	Pair	Final Profit	Duration (days)	Final Target
2.04.2022	SOL/USDT	%63,2	25,91	T02
25.04.2022	DOGE/USDT	%37,4	59,30	T03
28.04.2022	GMT/USDT	%30,0	7,48	T02
3.04.2022	ANT/USDT	%10,0	5,09	T01

Realization Date	Pair	Total Loss	Duration (days)
30.04.2022	SAND/USDT	-%13,1	2,93
25.04.2022	ETC/USDT	-%10,7	6,75
29.04.2022	APE/USDT	-%8,9	0,40



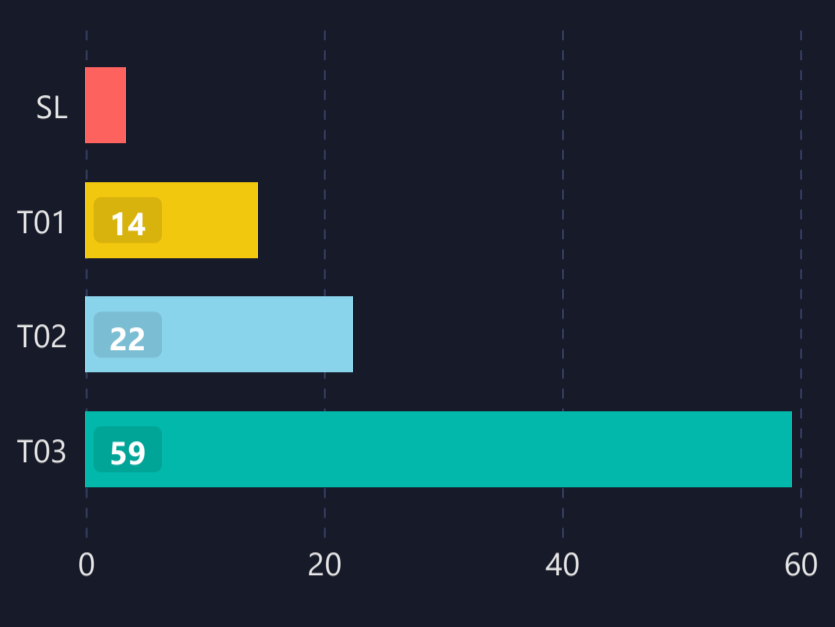
# LIST OF ALL TRADES

Signal Date	Pair	Lev.	Buy Rate	Target 1	Target 2	Target 3	Target 4	Target 5	Stop Loss	Man. Close	Dur. (Days)	Final P/L
25.02.2022	DOGE/USDT	1	0.1175	0.1400	0.1457	0.1614					40,05	%37,4 ▲
7.03.2022	SOL/USDT	1	85.8000	104.0300	140.0000	180.0000					23,07	%63,2 ▲
29.03.2022	ANT/USDT	1	5.4900	6.0390	7.0000	11.0000					5,09	%10,0 ▲
18.04.2022	ETC/USDT	1	35.5650	41.0000	45.4220	51.0000	60.0000		31.76300		6,75	-%10,7 ▼
20.04.2022	GMT/USDT	1	3.0441	3.3371	3.9574	5.1800	7.0000		1.98832		6,57	%30,0 ▲
27.04.2022	SAND/USDT	1	2.5330	2.8000	3.1500	3.8000			2.20000		2,93	-%13,1 ▼
29.04.2022	APE/USDT	1	22.3170	25.4490	27.7800	30.0000			20.32800		0,40	-%8,9 ▼

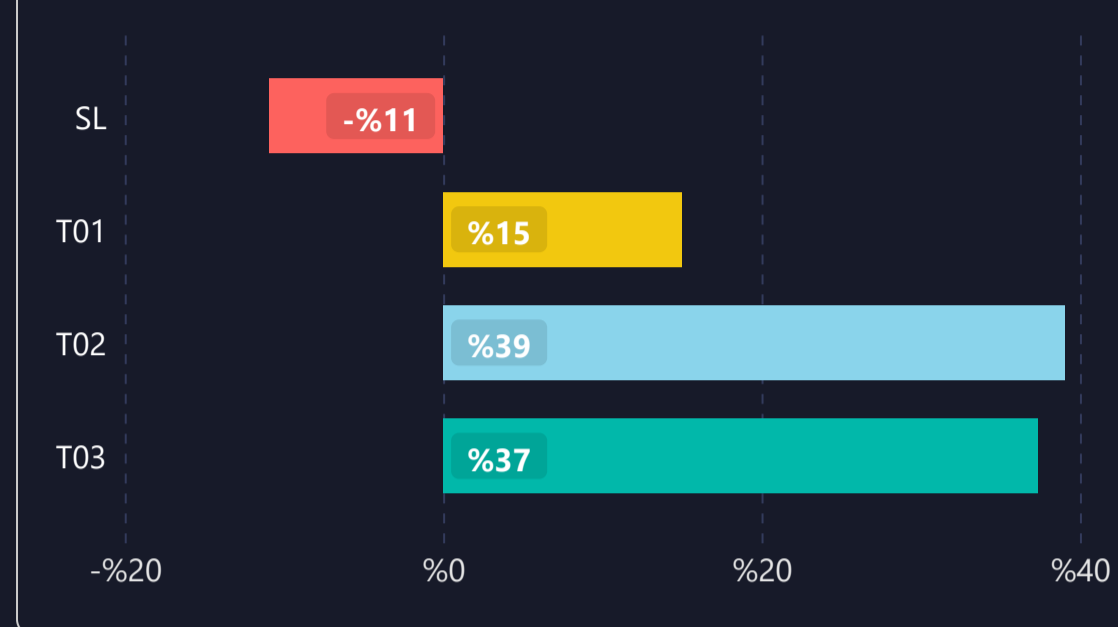


# 1) DETAILED STATS OF TARGETS (T1, T2, T3 etc.)

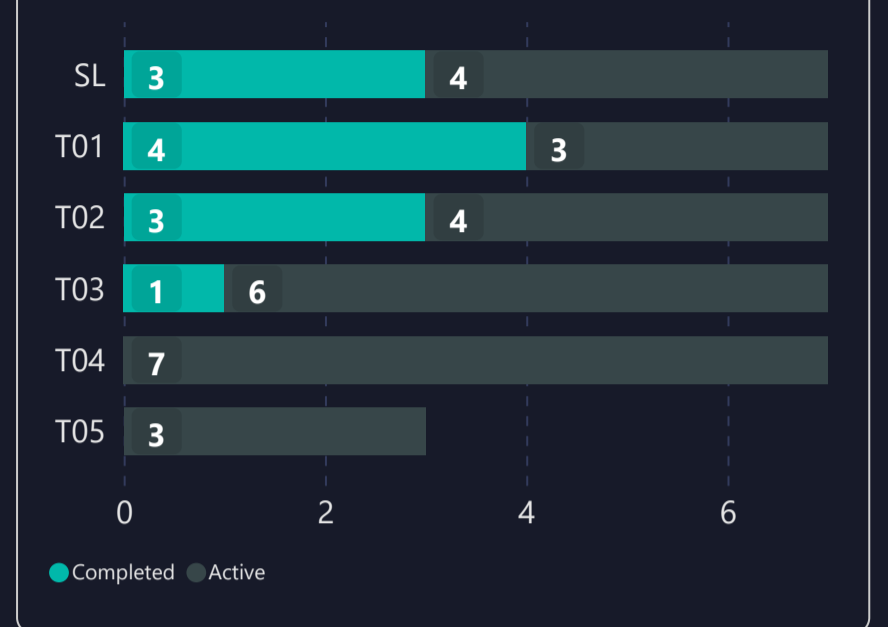
### AVERAGE DAYS TO HIT TARGETS



### AVERAGE PROFIT PER TARGET



### INDIVIDUAL TARGETS STATUS



# 2) TARGET DURATION vs PROFIT/LOSS SCATTER CHART

Targets ● SL ● T01 ● T02 ● T03

