




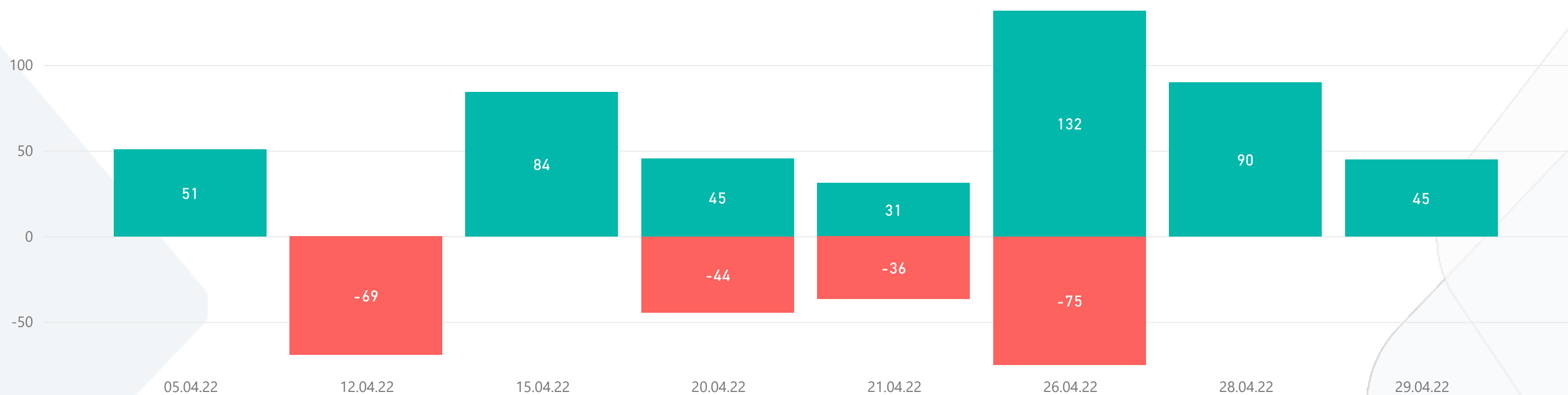
ALTFX REPORT 2022 APRIL

-TOTAL PIPS-
253



1) WIN & LOSS CHART

Win/Loss ● Loss ● Win



2) TOP WIN & LOSS TRADES

Date	Pair	Buy Rate	Sell Rate	+ Pips	Dur. (hours)
28.04.2022	GBP/CAD	1.6110	1.60200	90	21,4
15.04.2022	USD/JPY	125.391	126.23400	84	32,5
26.04.2022	GBP/USD	1.2741	1.27	79	25,9
26.04.2022	USD/CHF	0.9569	0.96222	53	5,2
5.04.2022	GBP/CAD	1.6372	1.63212	51	20,4

Date	Pair	Buy Rate	Sell Rate	- Pips	Dur. (hours)
26.04.2022	USD/JPY	127.984	127.23400	-75	17,9
20.04.2022	NZD/USD	0.6739	0.68	-44	20,3
21.04.2022	CAD/CHF	0.7604	0.75675	-36	4,5
12.04.2022	NZD/CHF	0.6372	0.64067	-35	6,1
12.04.2022	AUD/USD	0.7434	0.75	-34	18,4

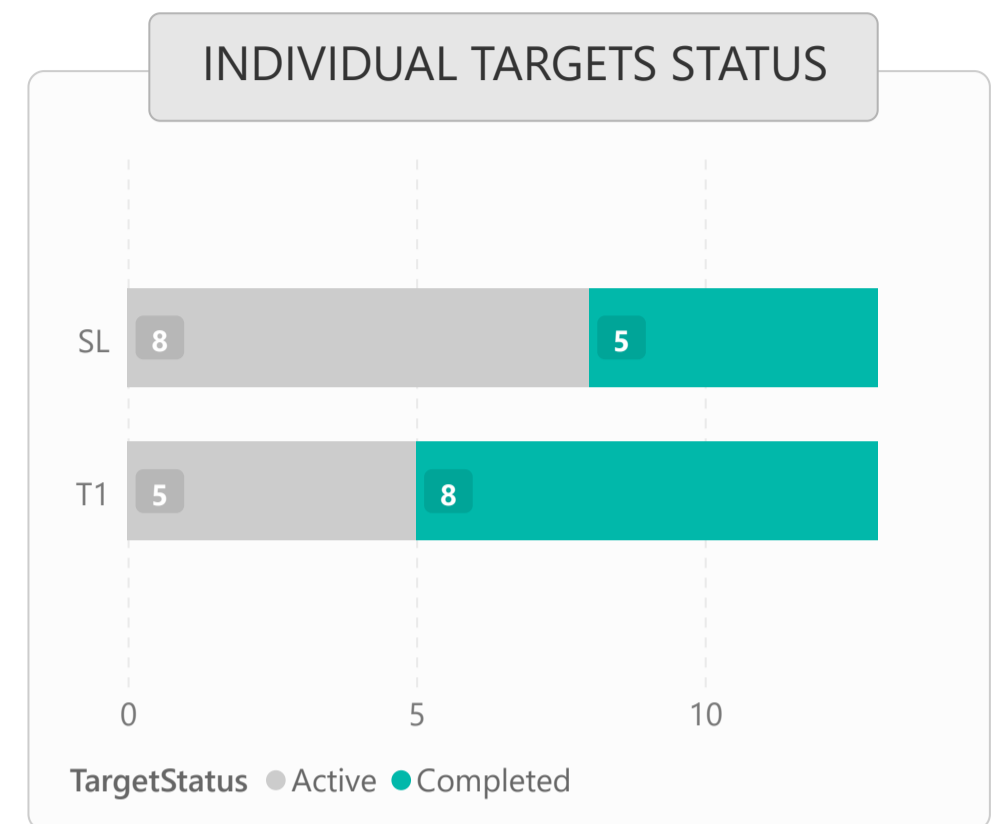
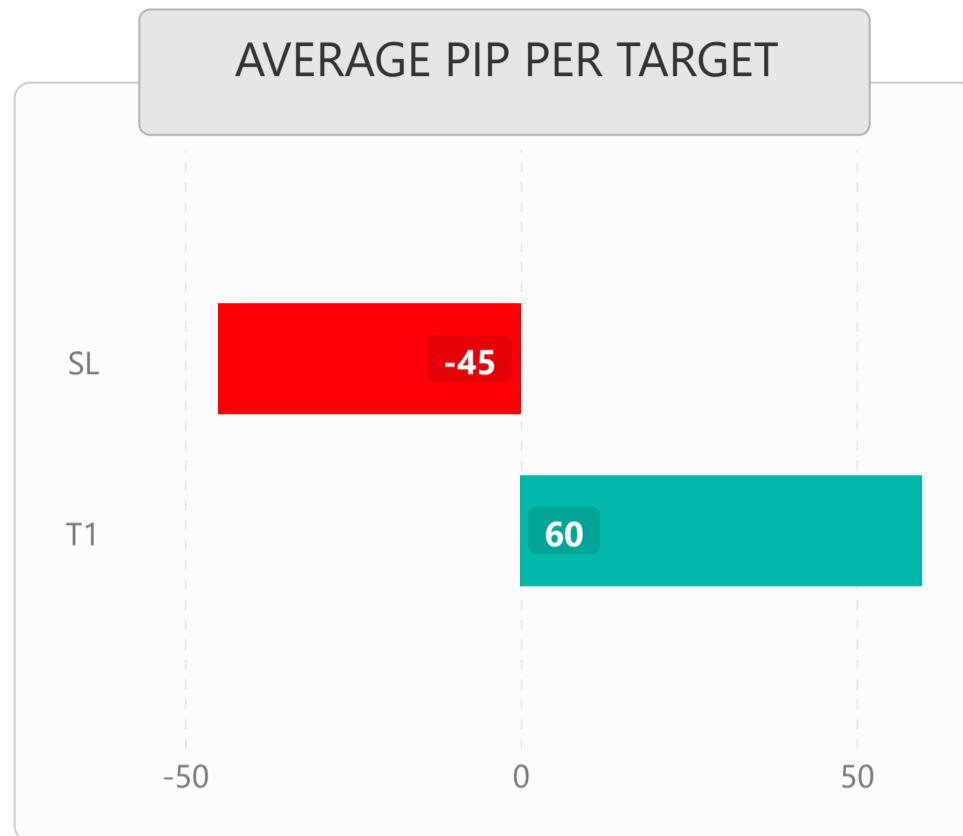
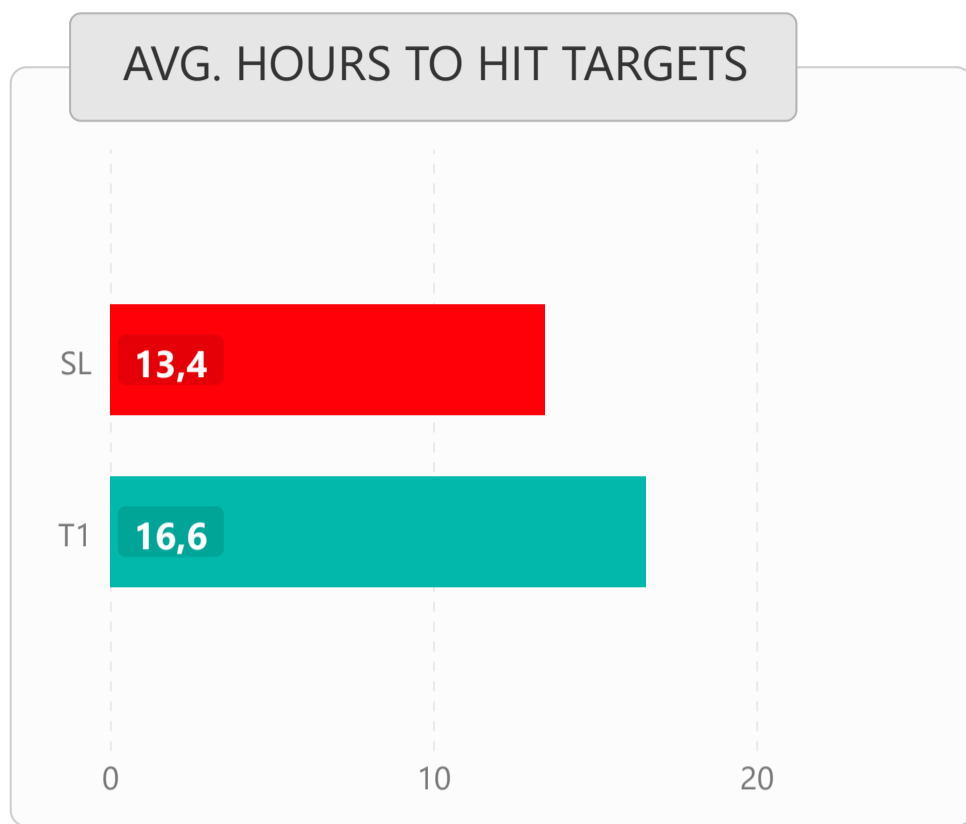


LIST OF ALL TRADES

Signal Date	Pair	Long/Short	Buy Rate	T1 Rate	Stoploss Rate	Pips	Dur. (Hours)
4.04.2022	GBP/CAD	Short	1.6372	1.6321	1.6446	51	20,4
11.04.2022	AUD/USD	Short	0.7434	0.7399	0.7468	-34	18,4
12.04.2022	NZD/CHF	Short	0.6372	0.6337	0.6407	-35	6,1
13.04.2022	USD/JPY	Long	125.391	126.234	124.550	84	32,5
19.04.2022	NZD/USD	Short	0.6739	0.6695	0.6784	-44	20,3
20.04.2022	CAD/CHF	Long	0.7550	0.7596	0.7505	45	6,1
20.04.2022	AUD/NZD	Long	1.0949	1.0980	1.0918	31	4,8
21.04.2022	CAD/CHF	Long	0.7604	0.7641	0.7568	-36	4,5
25.04.2022	GBP/USD	Short	1.2741	1.2662	1.2820	79	25,9
25.04.2022	USD/JPY	Long	127.984	128.734	127.234	-75	17,9
26.04.2022	USD/CHF	Long	0.9569	0.9622	0.9516	53	5,2
27.04.2022	GBP/CAD	Short	1.6110	1.6020	1.6200	90	21,4
28.04.2022	CAD/CHF	Long	0.7569	0.7614	0.7524	45	16,2



1) DETAILED STATS OF TARGETS (T1, T2, T3 etc.)



2) TARGET DURATION vs PROFIT/LOSS SCATTER CHART

