


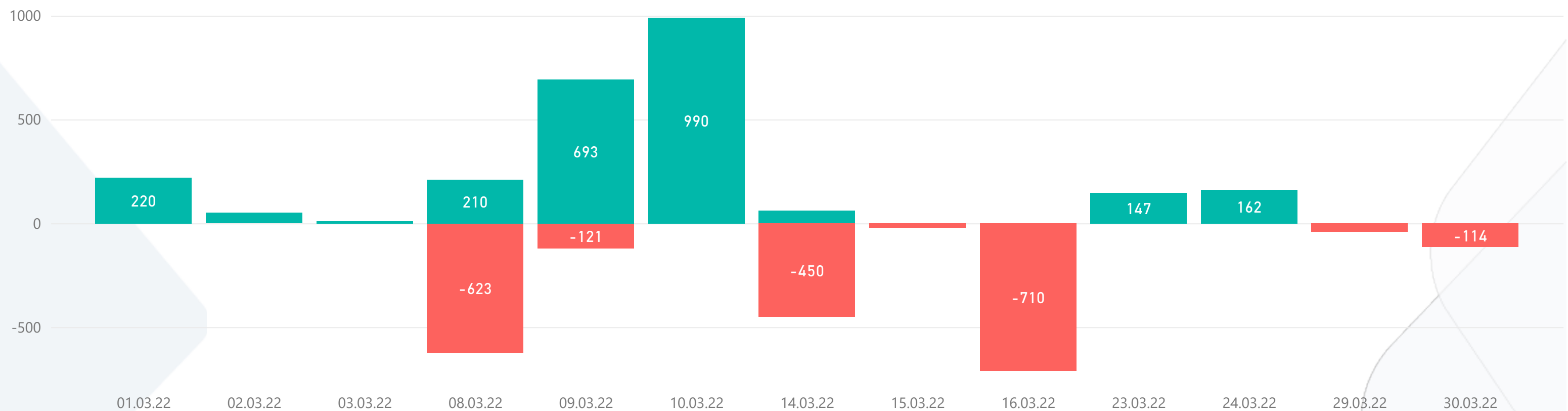
# ALTFX REPORT 2022 MARCH

-TOTAL PIPS-  
464



## 1) WIN & LOSS CHART

Win/Loss ● Loss ● Win



## 2) TOP WIN & LOSS TRADES

Date	Pair	Buy Rate	Sell Rate	+ Pips	Dur. (hours)
10.03.2022	US30/USD	32950.0000	33350.00	830	0,8
9.03.2022	US30/USD	33380.0000	33000.00	650	0,2
1.03.2022	XAU/USD	1923.0000	1945.00	220	5,8
24.03.2022	GBP/CAD	1.6680	1.65183	162	45,9
23.03.2022	EUR/GBP	0.8446	0.82988	147	140,3

Date	Pair	Buy Rate	Sell Rate	- Pips	Dur. (hours)
16.03.2022	US500/USD	4294.0000	4365.00	-710	2,2
14.03.2022	DAX40/USD	13881.0000	13842.00	-390	0,3
8.03.2022	XAU/USD	1986.2000	2005.12	-189	4,1
8.03.2022	XAU/USD	1990.0900	2005.25	-152	3,4
8.03.2022	XAU/USD	1993.9600	2005.75	-118	2,3

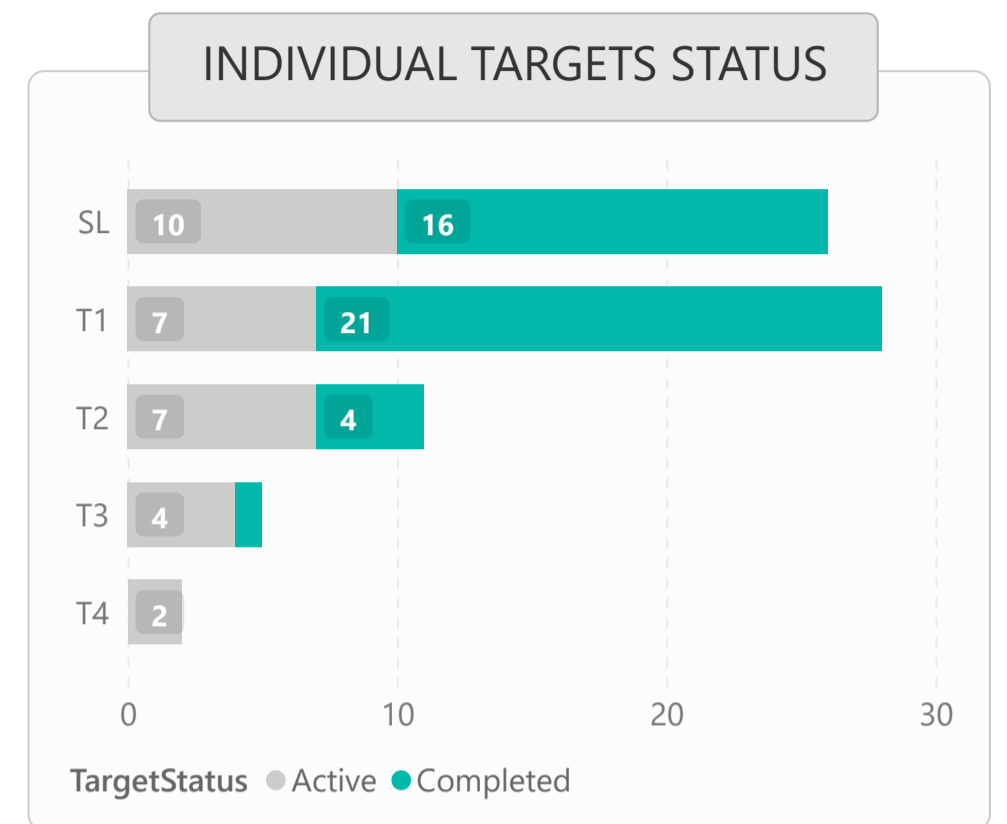
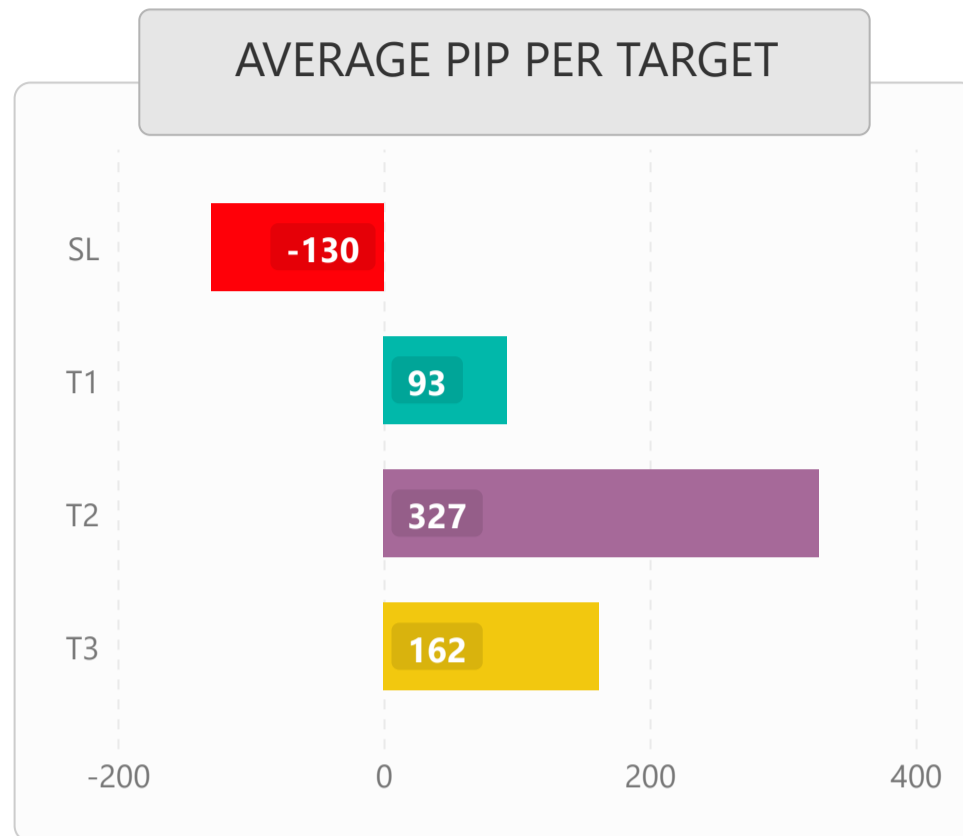
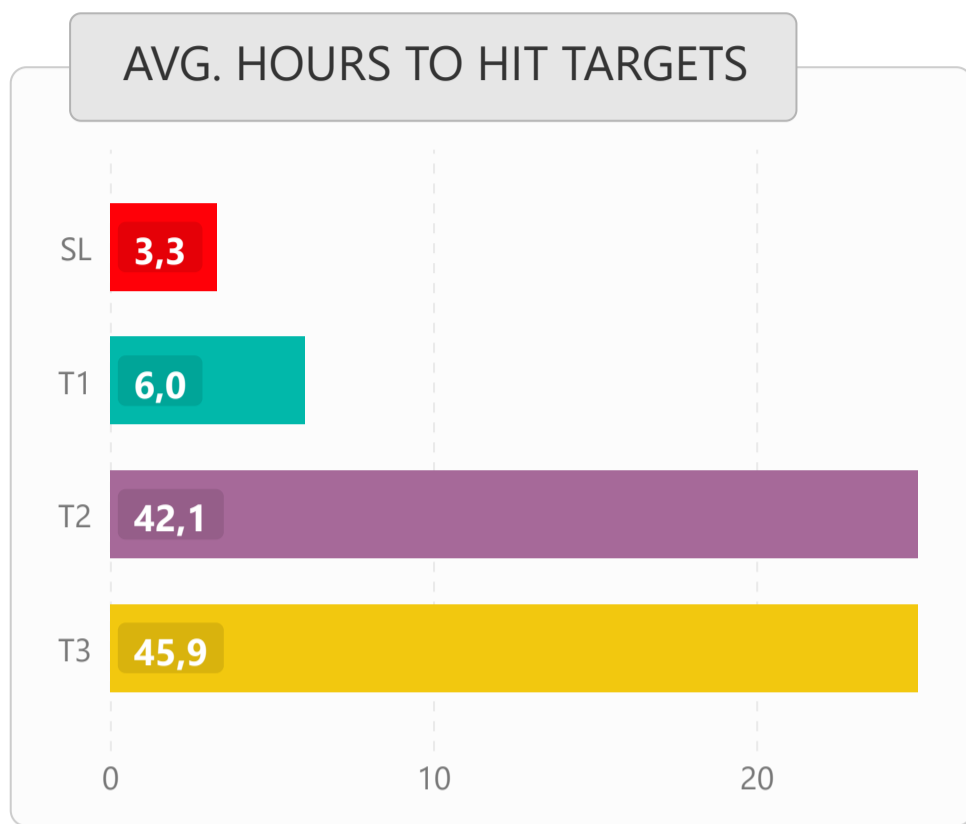


# LIST OF ALL TRADES

Signal Date	Pair	Long/Short	Buy Rate	T1 Rate	T2 Rate	T3 Rate	Stoploss Rate	Pips	Dur. (Hours)
1.03.2022	XAU/USD	Long	1923.0000	1935.0000	1945.0000		1902.0000	220	5,8
2.03.2022	XAU/USD	Short	1931.0000	1926.0000	1922.0000		1942.0000	50	0,1
3.03.2022	XAU/USD	Short	1934.0000	1933.0000	1930.0000	1926.0000	1942.0000	10	1,3
8.03.2022	XAU/USD	Short	1984.8400				1987.2000	-24	1,2
8.03.2022	XAU/USD	Short	1988.6600	1987.2300				14	0,4
8.03.2022	XAU/USD	Short	1986.2000				2005.1200	-189	4,1
8.03.2022	XAU/USD	Short	1990.0900				2005.2500	-152	3,4
8.03.2022	XAU/USD	Short	1993.9600				2005.7500	-118	2,3
8.03.2022	XAU/USD	Short	1997.8200				2005.8100	-80	2,0
8.03.2022	XAU/USD	Short	2003.4600				2005.9500	-25	1,7
8.03.2022	XAU/USD	Short	2009.9400	2006.2800				37	1,5
8.03.2022	XAU/USD	Short	2017.8100	2006.1900				116	0,9
8.03.2022	XAU/USD	Short	2006.0600				2009.6800	-36	0,7
8.03.2022	XAU/USD	Short	2011.6100	2009.6100				20	0,0
8.03.2022	XAU/USD	Short	2007.2800	2006.7800				5	0,1
8.03.2022	XAU/USD	Short	2008.8700	2008.4400				4	0,0
8.03.2022	XAU/USD	Short	2007.7200	2006.9500				8	0,1
8.03.2022	XAU/USD	Short	2035.6400	2035.3300				3	0,0
8.03.2022	XAU/USD	Short	2046.9900	2046.6700				3	0,0
8.03.2022	XAU/USD	Short	2039.9700				2050.2500	-103	2,9
8.03.2022	XAU/USD	Short	2048.4600				2050.2500	-18	2,6
9.03.2022	XAU/USD	Short	2054.0500	2050.2500				38	1,3
9.03.2022	XAU/USD	Long	2045.9300	2046.4100				5	0,3
9.03.2022	US30/USD	Short	33380.0000	33315.0000	33250.0000	33100.0000	33470.0000	650	0,2
10.03.2022	US30/USD	Long	32950.0000	33000.0000	33033.0000	33200.0000	32850.0000	830	0,8
10.03.2022	XAU/USD	Long	1996.0000	2006.0000	2030.0000		1976.0000	100	2,8
10.03.2022	XAU/USD	Long	1996.0000	2002.0000	2005.0000	2030.0000	1976.0000	60	1,8
14.03.2022	XAU/USD	Long	1973.0000	1979.0000	1990.0000		1956.0000	60	1,7
14.03.2022	XAU/USD	Long	1962.0000	1968.0000	1975.0000		1956.0000	-60	1,7
14.03.2022	DAX40/USD	Long	13881.0000	14000.0000			13842.0000	-390	0,3
15.03.2022	EUR/USD	Short	1.0933	1.0903			1.0943	-10	0,8
16.03.2022	US500/USD	Short	4294.0000	4150.0000			4365.0000	-710	2,2
17.03.2022	EUR/GBP	Short	0.8446	0.8367	0.8299		0.8519	147	140,3
22.03.2022	GBP/CAD	Short	1.6680	1.6619	1.6568	1.6518	1.6766	162	45,9
28.03.2022	AUD/CAD	Short	0.7472	0.7390			0.7512	-41	16,5
29.03.2022	USD/JPY	Long	122.885	125.161			121.746	-114	9,7



# 1) DETAILED STATS OF TARGETS (T1, T2, T3 etc.)



# 2) TARGET DURATION vs PROFIT/LOSS SCATTER CHART

