


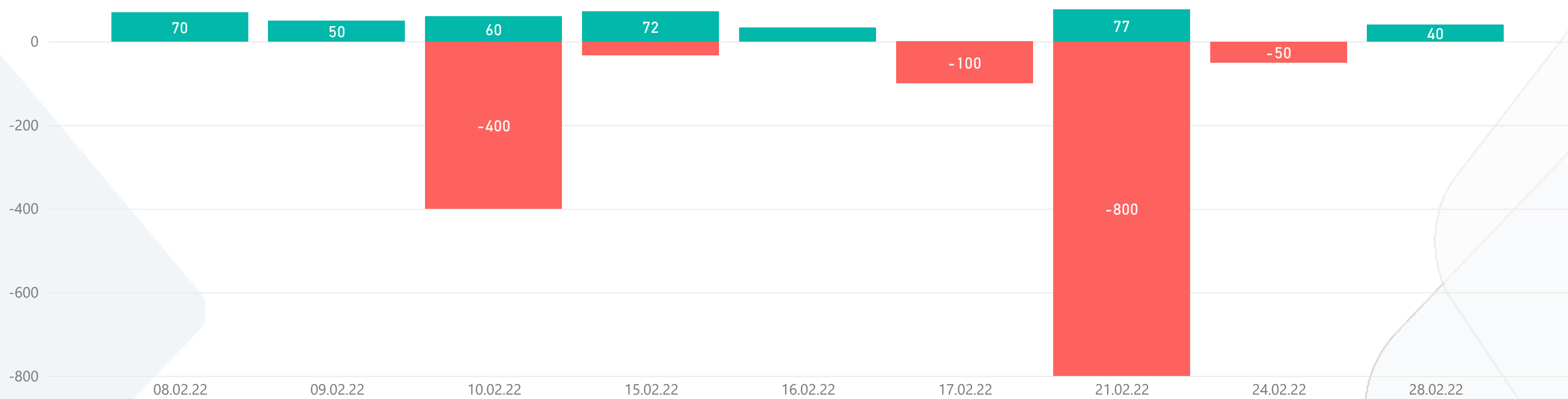
# ALTFX REPORT 2022 FEBRUARY

~TOTAL PIPS~  
-980



## 1) WIN & LOSS CHART

Win/Loss ● Loss ● Win



## 2) TOP WIN & LOSS TRADES

Date	Pair	Buy Rate	Sell Rate	+ Pips	Dur. (hours)
21.02.2022	XAU/USD	1898.0000	1850.00	77	66,5
15.02.2022	XAU/USD	1850.0000	1870.00	72	1,4
10.02.2022	GBP/USD	1.3586	1.35	60	29,1
8.02.2022	XAU/USD	1822.0000	1750.00	50	15,7
9.02.2022	XAU/USD	1830.0000	1800.00	50	21,9

Date	Pair	Buy Rate	Sell Rate	- Pips	Dur. (hours)
21.02.2022	US30/USD	33920.0000	33840.00	-800	0,0
10.02.2022	US30/USD	35720.0000	35760.00	-400	0,8
17.02.2022	XAU/USD	1862.0000	1872.00	-100	22,3
24.02.2022	XAU/USD	1909.5000	1914.50	-50	22,8
15.02.2022	NZD/USD	0.6612	0.66	-33	15,0

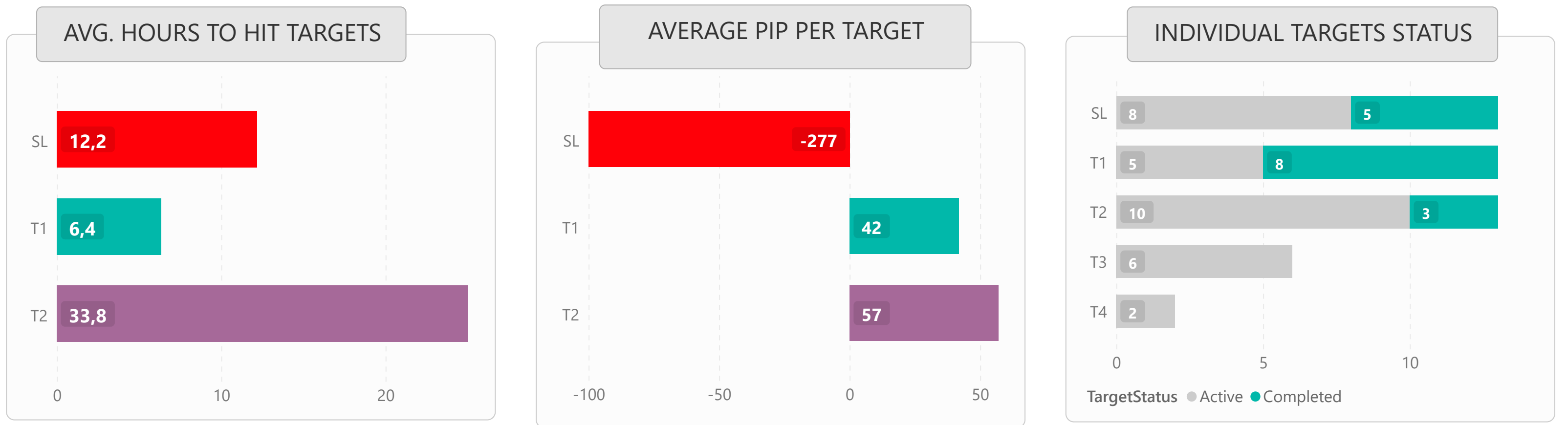


# LIST OF ALL TRADES

Signal Date	Pair	Long/Short	Buy Rate	T1 Rate	T2 Rate	T3 Rate	Stoploss Rate	Pips	Dur. (Hours)
7.02.2022	XAU/USD	Short	1822.0000	1817.0000	1810.0000	1750.0000	1826.0000	50	15,7
8.02.2022	GBP/JPY	Short	156.275	156.075	155.400	155.000	157.600	20	2,8
8.02.2022	XAU/USD	Short	1830.0000	1825.0000	1815.0000	1800.0000	1837.0000	50	21,9
9.02.2022	GBP/USD	Short	1.3586	1.3560	1.3526		1.3640	60	29,1
10.02.2022	US30/USD	Short	35720.0000	35660.0000	35600.0000	35500.0000	35760.0000	-400	0,8
14.02.2022	NZD/USD	Short	0.6612	0.6580	0.6560		0.6645	-33	15,0
15.02.2022	XAU/USD	Long	1850.0000	1857.2000	1870.0000		1830.0000	72	1,4
16.02.2022	AUD/JPY	Short	82.970	82.700	82.630		83.450	34	5,7
16.02.2022	XAU/USD	Short	1862.0000	1859.0000	1850.0000		1872.0000	-100	22,3
18.02.2022	XAU/USD	Short	1898.0000	1893.0000	1890.3000	1850.0000	1905.0000	77	66,5
21.02.2022	US30/USD	Long	33920.0000	34000.0000	34100.0000	34200.0000	33840.0000	-800	0,0
23.02.2022	XAU/USD	Short	1909.5000	1904.5000	1895.0000		1914.5000	-50	22,8
28.02.2022	XAU/USD	Long	1900.0000	1904.0000	1908.0000		1890.0000	40	3,1



# 1) DETAILED STATS OF TARGETS (T1, T2, T3 etc.)



# 2) TARGET DURATION vs PROFIT/LOSS SCATTER CHART

