

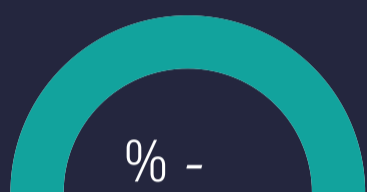


t.me/altsignals

ALTSIGNALS BINANCE SPOT VIP REPORT 2022 MARCH

~TOTAL PROFIT~
%414

Success Rate



% -

Completed Trades

13

of Signals

%414

Total Profit

Win Trades

13

of Trades

%414

Win Profit

Loss Trades

()

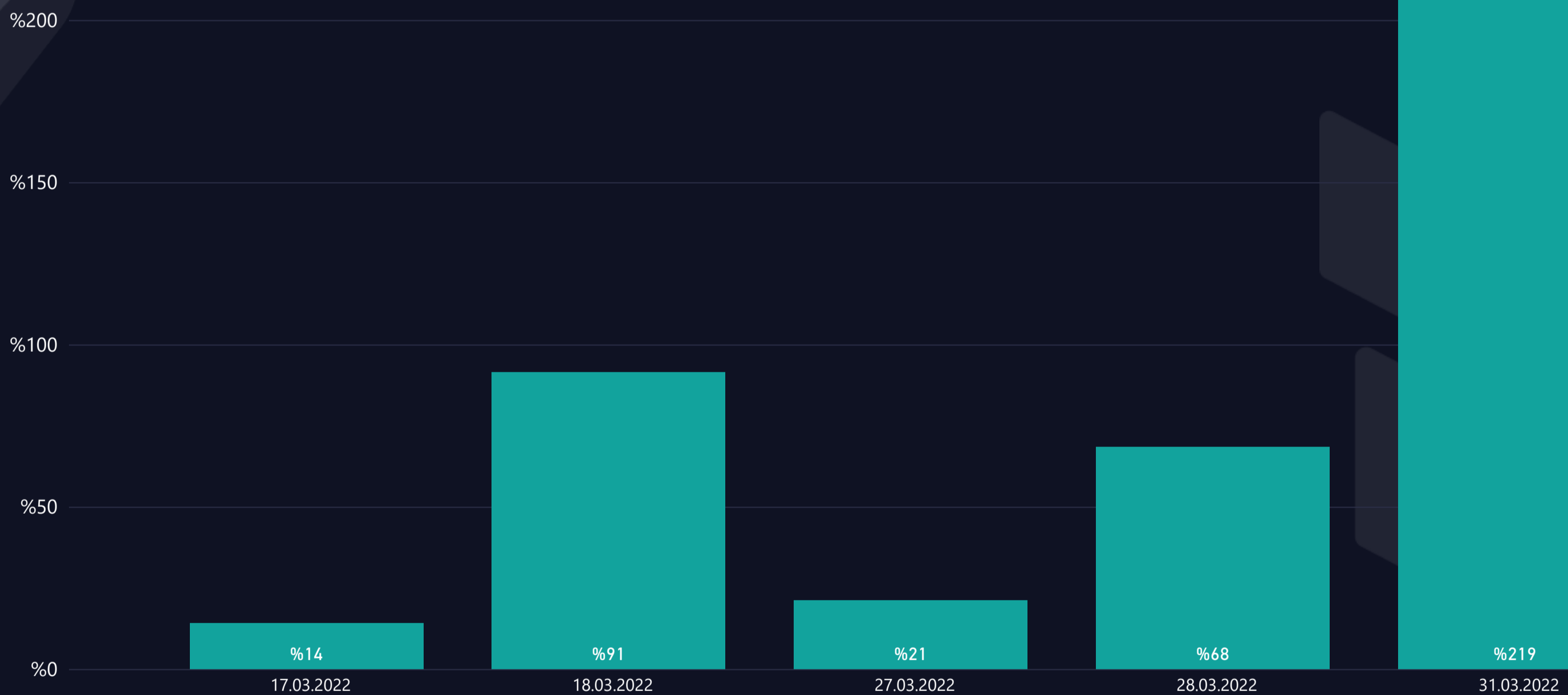
of Trades

()

Loss Rate

WIN & LOSS CHART

Win/Loss ● Win



TOP WIN & LOSS TRADES

Realization Date	Pair	Final Profit	Duration (days)	Final Target
18.03.2022	APE/USDT	%91,5	0,75	T03
31.03.2022	VET/USDT	%69,5	30,85	T03
28.03.2022	FIL/USDT	%38,8	30,92	T02
31.03.2022	XLM/USDT	%30,8	34,01	T02
28.03.2022	NEO/USDT	%29,6	30,92	T02

Realization Date	Pair	Total Loss	Duration (days)



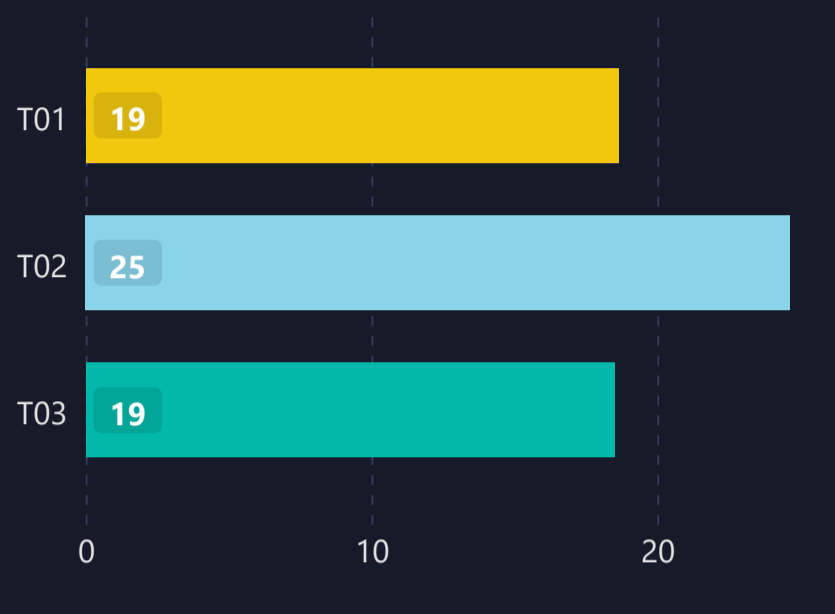
LIST OF ALL TRADES

Signal Date	Pair	Lev.	Buy Rate	Target 1	Target 2	Target 3	Target 4	Target 5	Stop Loss	Man. Close	Dur. (Days)	Final P/L
25.02.2022	SHIB/USDT	1	0.0000	0.0000	0.0000						34,02	%15,0 ▲
25.02.2022	DOGE/USDT	1	0.1175	0.1400	0.1457	0.2000					30,43	%24,0 ▲
25.02.2022	XLM/USDT	1	0.1840	0.2082	0.2406	0.6500					29,55	%30,8 ▲
25.02.2022	FIL/USDT	1	17.7000	22.0700	24.5600	80.0000					30,63	%38,8 ▲
25.02.2022	NEO/USDT	1	20.6000	25.0000	26.7000	55.0000					17,20	%29,6 ▲
28.02.2022	VET/USDT	1	0.0490	0.0600	0.0800	0.0831					28,00	%69,5 ▲
28.02.2022	FLM/USDT	1	0.2100	0.2600	0.3900	0.8000					30,38	%23,8 ▲
7.03.2022	LTC/USDT	1	102.7000	110.2000	121.3000	130.8000	380.0000				16,31	%27,4 ▲
7.03.2022	MKR/USDT	1	1800.0000	2056.0000	4000.0000	6000.0000					10,03	%14,2 ▲
7.03.2022	BNB/USDT	1	380.0000	448.1000	800.0000	1100.0000					23,89	%17,9 ▲
7.03.2022	SOL/USDT	1	85.8000	104.0300	140.0000	180.0000					20,23	%21,2 ▲
17.03.2022	APE/USDT	1	9.4000	12.5000	15.0000	18.0000					0,72	%91,5 ▲
30.03.2022	DYDX/USDT	1	6.1000	6.7260	10.0000	14.0000	20.0000				1,12	%10,3 ▲

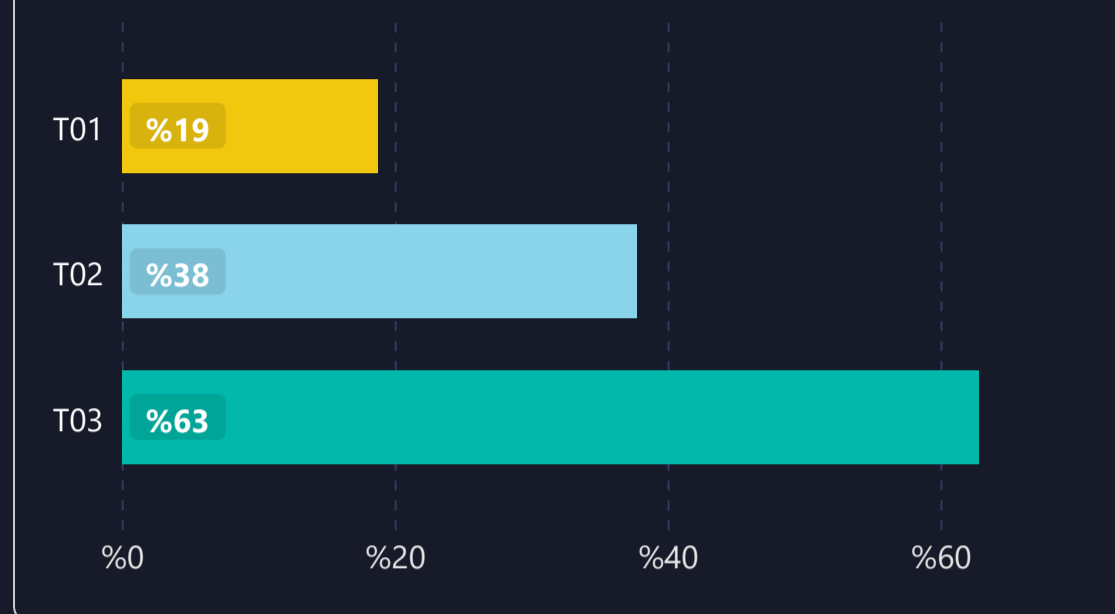


1) DETAILED STATS OF TARGETS (T1, T2, T3 etc.)

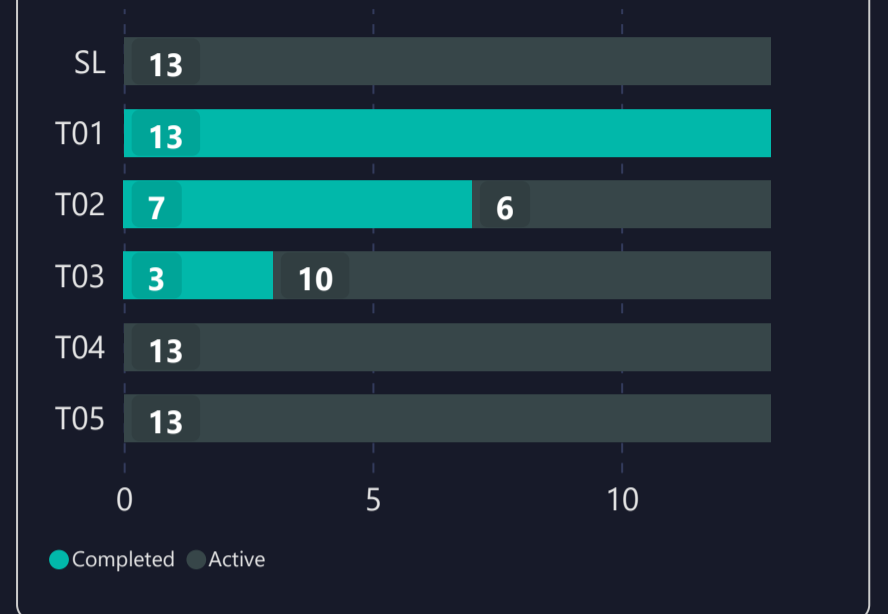
AVERAGE DAYS TO HIT TARGETS



AVERAGE PROFIT PER TARGET



INDIVIDUAL TARGETS STATUS



2) TARGET DURATION vs PROFIT/LOSS SCATTER CHART

Targets ● T01 ● T02 ● T03

