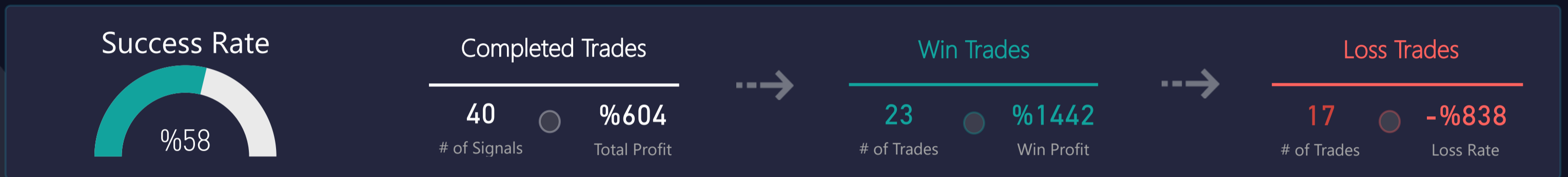


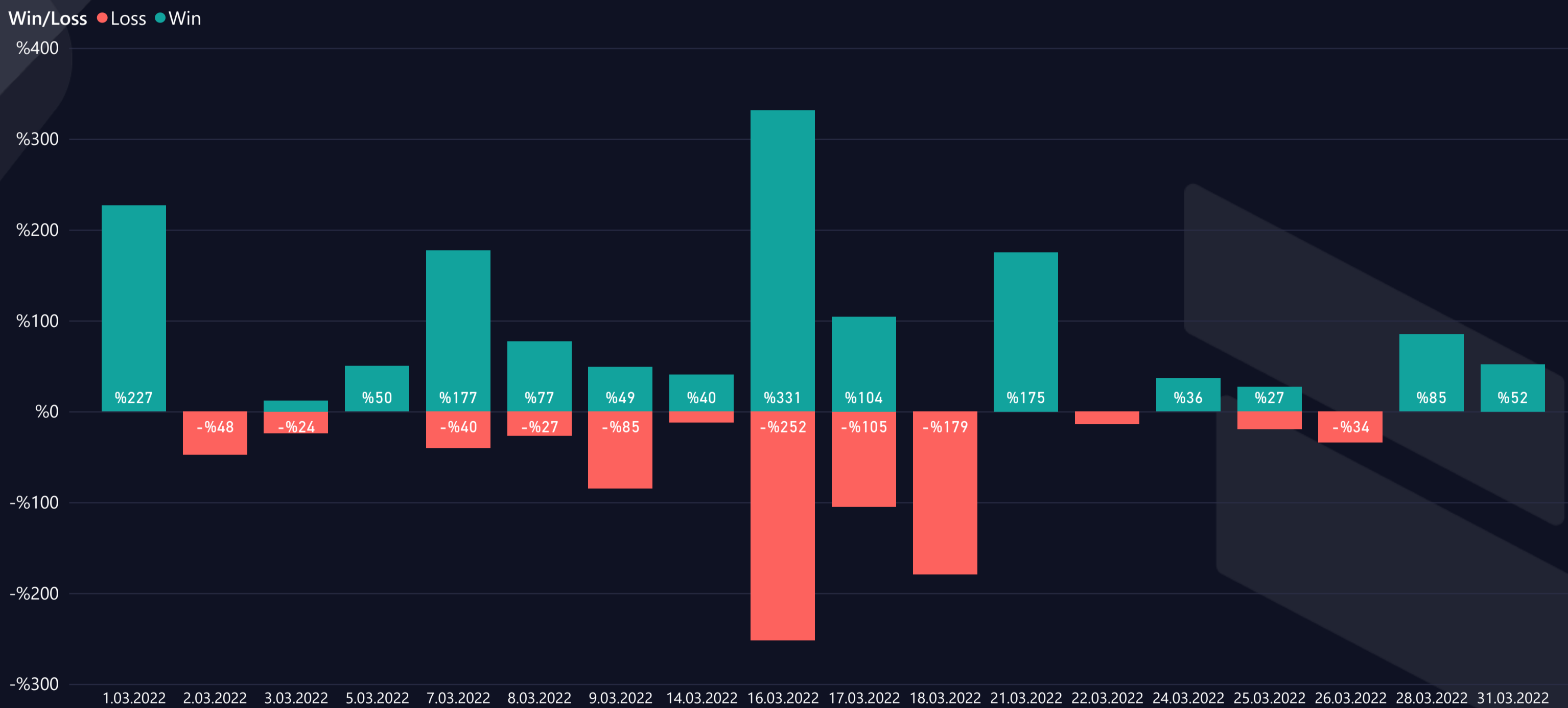


t.me/altsignals

ALTSIGNALS BINANCE FUTURES VIP REPORT 2022 MARCH



WIN & LOSS CHART



TOP WIN & LOSS TRADES

Realization Date	Pair	Final Profit	Duration (hours)	Final Target
16.03.2022	ATOM/USDT	%209,1	5,54	T03
21.03.2022	AVAX/USDT	%175,0	71,42	T03
7.03.2022	ETH/USDT	%134,5	1,09	T02
28.03.2022	CRV/USDT	%84,8	68,60	T03
8.03.2022	ETH/USDT	%77,0	2,84	T01

Realization Date	Pair	Total Loss	Duration (hours)
16.03.2022	ETH/USDT	-%169,8	0,69
18.03.2022	ETH/USDT	-%97,1	1,42
9.03.2022	ETH/USDT	-%84,6	6,37
18.03.2022	WAVES/USDT	-%82,0	3,41
16.03.2022	ETH/USDT	-%69,9	0,47



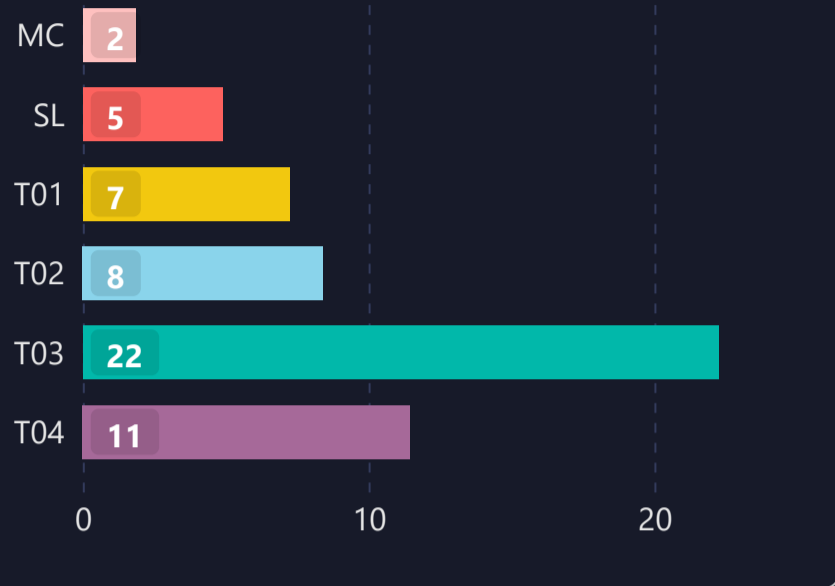
LIST OF ALL TRADES

Signal Date	Pair	Lev.	Buy Rate	Target 1	Target 2	Target 3	Target 4	Target 5	Stop Loss	Man. Close	Dur. (hours)	Final P/L
28.02.2022	XLM/USDT	10	0.1900	0.1940	0.1963	0.1978	0.1999		0.18584		7,01	%52,0 ▲
28.02.2022	SFP/USDT	10	0.6512	0.6603	0.6786	0.6818	0.6916		0.62120		4,13	%62,0 ▲
28.02.2022	CRV/USDT	10	2.3690	2.4140	2.4450	2.4730	2.5140		2.26200		9,93	%61,2 ▲
28.02.2022	ETH/USDT	10	2756.0500	2820.6500	2881.1100	2897.6900	0.0000		2580.90000		5,35	%51,4 ▲
2.03.2022	LINA/USDT	10	0.0211	0.0215	0.0215	0.0217	0.0219		0.02048		4,26	-%27,5 ▼
2.03.2022	FIL/USDT	10	21.3300	21.7470	22.3770	23.0380			20.90340		1,35	-%20,0 ▼
3.03.2022	LINA/USDT	10	0.0210	0.0214	0.0214	0.0216	0.0218		0.02053		5,10	-%23,8 ▼
3.03.2022	ROSE/USDT	10	0.2685	0.2718	0.2777	0.2804	0.2825		0.25698		1,91	%12,0 ▲
5.03.2022	ETH/USDT	100	2662.0300	2675.3000	2688.6000	2715.2000			2627.82000		3,47	%49,8 ▲
6.03.2022	MANA/USDT	10	2.4614	2.3629	2.3565	2.3255	2.2733		2.60590		16,85	%42,6 ▲
7.03.2022	MANA/USDT	10	2.4944	2.5942	2.6007	2.6321	2.6850		2.39462		4,36	-%40,0 ▼
7.03.2022	ETH/USDT	50	2527.0000	2495.3700	2459.0300	2408.0600			2625.87000		1,05	%134,5 ▲
8.03.2022	MATIC/USDT	10	1.4650	1.5169	1.5569	1.5871			1.41590	1.4254	2,38	-%27,0 ▼
8.03.2022	ETH/USDT	50	2567.0000	2606.5400	2671.8400	2684.2600			2446.91000		2,84	%77,0 ▲
9.03.2022	ETH/USDT	20	2552.0000	2420.0000					2660.00000		6,37	-%84,6 ▼
9.03.2022	ATOM/USDT	10	28.7800	29.6430	29.8710	30.1870			27.38700		1,90	%48,9 ▲
11.03.2022	BCH/USDT	20	286.0000	280.2200	273.4300	270.9200	265.9700		300.28000		61,26	%40,4 ▲
13.03.2022	BTC/USDT	7	38810.0000	39130.0000	39625.0000	40080.0000			38150.00000		9,51	-%11,9 ▼
16.03.2022	ICP/USDT	20	16.0500	16.4500					15.56000	15.9537	2,10	-%12,0 ▼
16.03.2022	ETH/USDT	100	2650.0000	2617.5700	2604.1900	2564.6500			2727.08000	2695.0000	0,69	-%169,8 ▼
16.03.2022	ETH/USDT	100	2670.0000	2648.7400	2635.4300				2688.67000		0,47	-%69,9 ▼
16.03.2022	ATOM/USDT	50	27.5000	27.8500	28.1400	28.6500			26.16100		2,91	%209,1 ▲
16.03.2022	ETH/USDT	100	2700.0000	2717.8919	2731.4137	2758.4574			2667.72330		0,38	%66,3 ▲
16.03.2022	AVAX/USDT	50	70.5000	69.7097	68.7989				72.08458		0,05	%56,0 ▲
17.03.2022	GALA/USDT	50	0.2273	0.2241					0.23319	0.2293	2,48	-%44,0 ▼
17.03.2022	FTM/USDT	50	1.2540	1.2653	1.2850	1.2961			1.23408	1.2387	0,45	-%61,0 ▼
17.03.2022	WAVES/USDT	50	28.6600	28.8415	28.9850	29.2720			28.08582	28.1900	3,41	-%82,0 ▼
17.03.2022	ETH/USDT	100	2831.0000	2846.6625	2860.8250	2889.1500			2793.78990	2803.5000	1,42	-%97,1 ▼
17.03.2022	AVAX/USDT	50	80.0000	79.5403	78.5011				81.47054		1,27	%28,7 ▲
17.03.2022	LUNA/USDT	50	88.3000	87.8990	86.9670				90.19350		2,14	%75,5 ▲
18.03.2022	AVAX/USDT	10	77.7000	80.9000	85.2000	91.3000			72.00000		27,52	%175,0 ▲
22.03.2022	BTC/USDT	17	41410.0000	41200.0000	40910.0000	40600.0000			41750.00000		4,49	-%14,0 ▼
24.03.2022	SOL/USDT	20	101.6500	102.5000	103.5000	105.0000			100.00000		2,59	%36,4 ▲
24.03.2022	SAND/USDT	20	3.3995	3.4150	3.4450	3.5000			3.35800		3,99	%26,8 ▲
25.03.2022	SOL/USDT	20	102.5000	103.1000	103.7000	104.6000			101.50000		0,18	-%19,5 ▼
25.03.2022	CRV/USDT	5	2.3000	2.4700	2.5220	2.6900			2.10000		52,06	%84,8 ▲
25.03.2022	SOL/USDT	10	97.8750	96.0000	94.0000	90.0000			101.20000		12,74	-%34,0 ▼
30.03.2022	CRV/USDT	5	2.8000	2.9090	3.1250				2.64000		13,62	%19,5 ▲
31.03.2022	LINA/USDT	3	0.0290	0.0275	0.0200				0.03200		1,83	%15,3 ▲
31.03.2022	BTC/USDT	10	47000.0000	46500.0000	46200.0000	44800.0000			47600.00000		1,44	%17,0 ▲

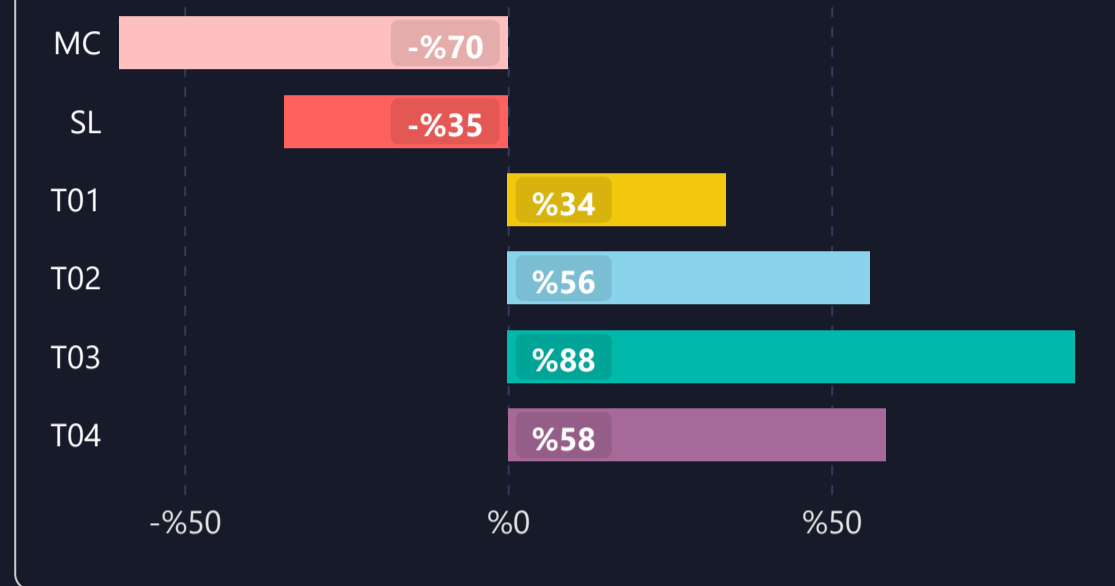


1) DETAILED STATS OF TARGETS (T1, T2, T3 etc.)

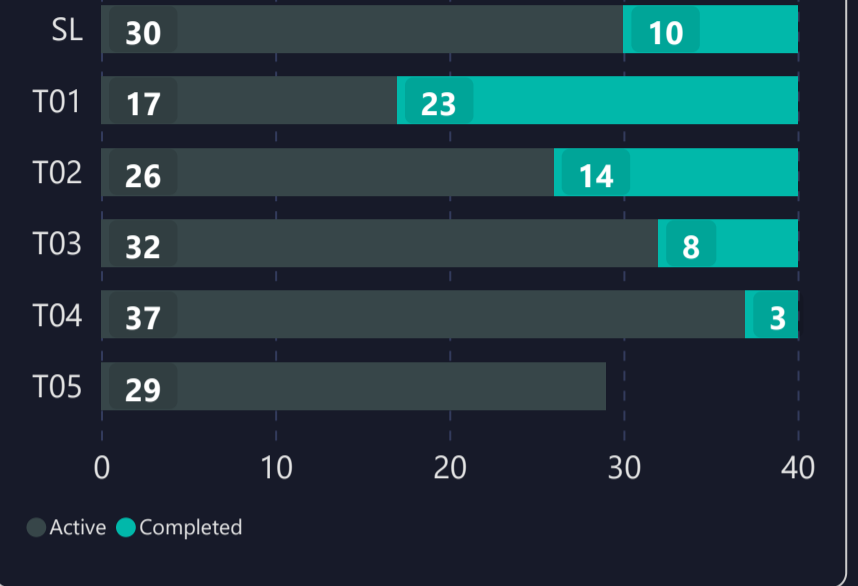
AVERAGE DURATION (HOURS)



AVERAGE PROFIT PER TARGET



INDIVIDUAL TARGETS STATUS



2) TARGET DURATION vs PROFIT/LOSS SCATTER CHART

Targets ● MC ● SL ● T01 ● T02 ● T03 ● T04

