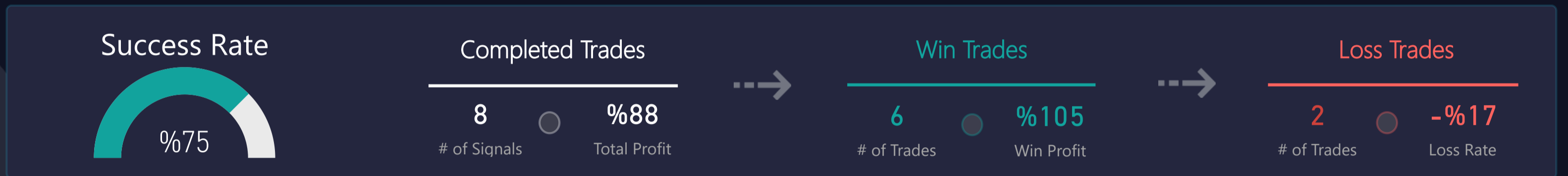




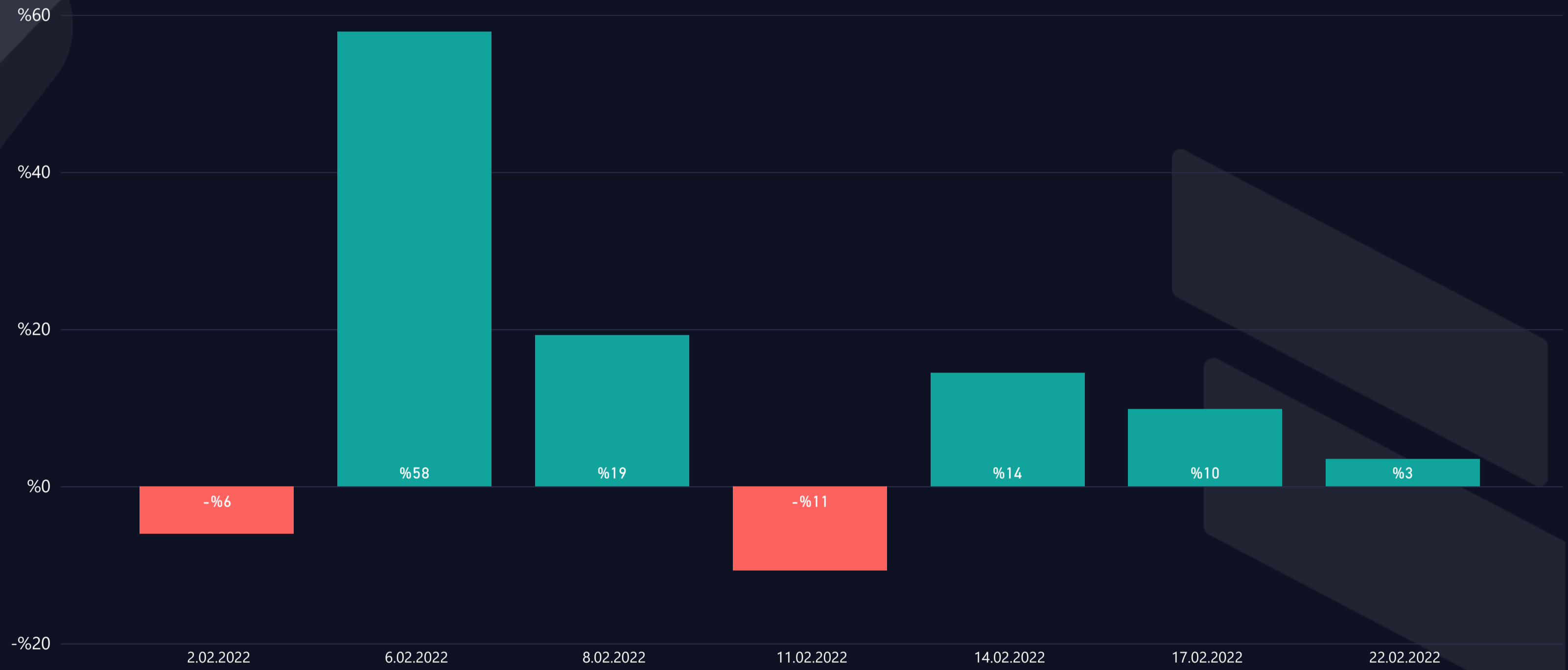
t.me/altsignals

ALTSIGNALS BINANCE SPOT VIP REPORT 2022 FEBRUARY



WIN & LOSS CHART

Win/Loss ● Loss ● Win



TOP WIN & LOSS TRADES

Realization Date	Pair	Final Profit	Duration (days)	Final Target
6.02.2022	GALA/USDT	%53,0	12,07	T04
8.02.2022	ADA/USDT	%19,2	13,29	T03
14.02.2022	DCR/USDT	%14,4	12,31	T02
17.02.2022	BTCDOWN/USDT	%9,8	1,02	T02
6.02.2022	NEAR/USDT	%4,8	0,66	T01

Realization Date	Pair	Total Loss	Duration (days)
11.02.2022	ROSE/USDT	-%10,7	4,16
2.02.2022	AAVE/USDT	-%6,0	1,23



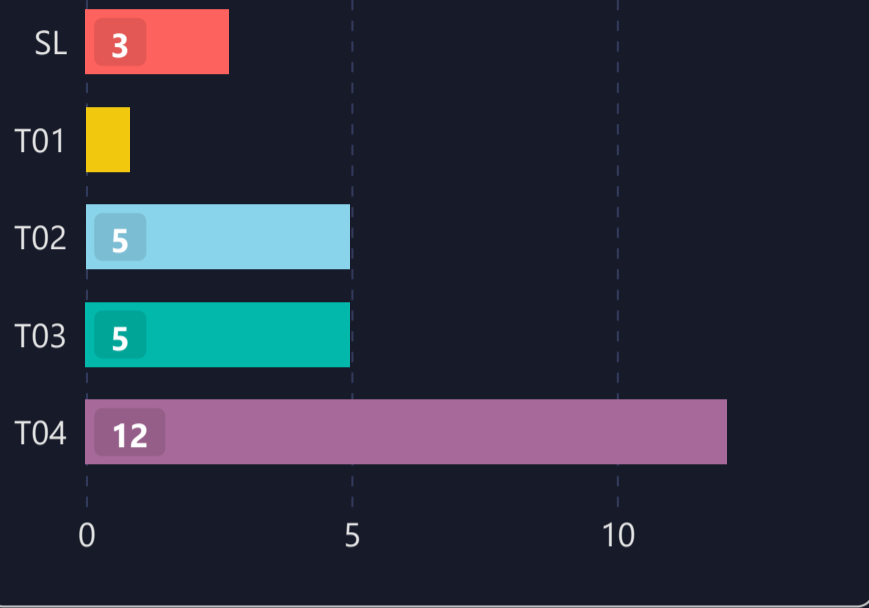
LIST OF ALL TRADES

Signal Date	Pair	Lev.	Buy Rate	Target 1	Target 2	Target 3	Target 4	Target 5	Stop Loss	Man. Close	Dur. (Days)	Final P/L
24.01.2022	GALA/USDT	1	0.1830	0.1930	0.1990	0.2200	0.2800		0.14500		3,67	%53,0 ▲
25.01.2022	ADA/USDT	1	1.0415	1.1100	1.1700	1.2419			0.98850		8,21	%19,2 ▲
1.02.2022	AAVE/USDT	1	165.2000	174.0300	188.9900	203.7100			155.28000		1,23	-%6,0 ▼
2.02.2022	DCR/USDT	1	63.8000	67.0000	73.0000	79.0000	87.0000		56.30000		7,41	%14,4 ▲
5.02.2022	NEAR/USDT	1	13.0500	13.6800	14.5600	15.9000	17.0000		11.32000		0,66	%4,8 ▲
7.02.2022	ROSE/USDT	1	0.3695	0.4050	0.4250	0.4500	0.4800		0.33000		4,16	-%10,7 ▼
16.02.2022	BTCDOWN/USDT	1	0.0124	0.0131	0.0137				0.01135		0,98	%9,8 ▲
22.02.2022	BTCDOWN/USDT	1	0.0174	0.0175	0.0178	0.0180			0.01700		0,00	%3,4 ▲

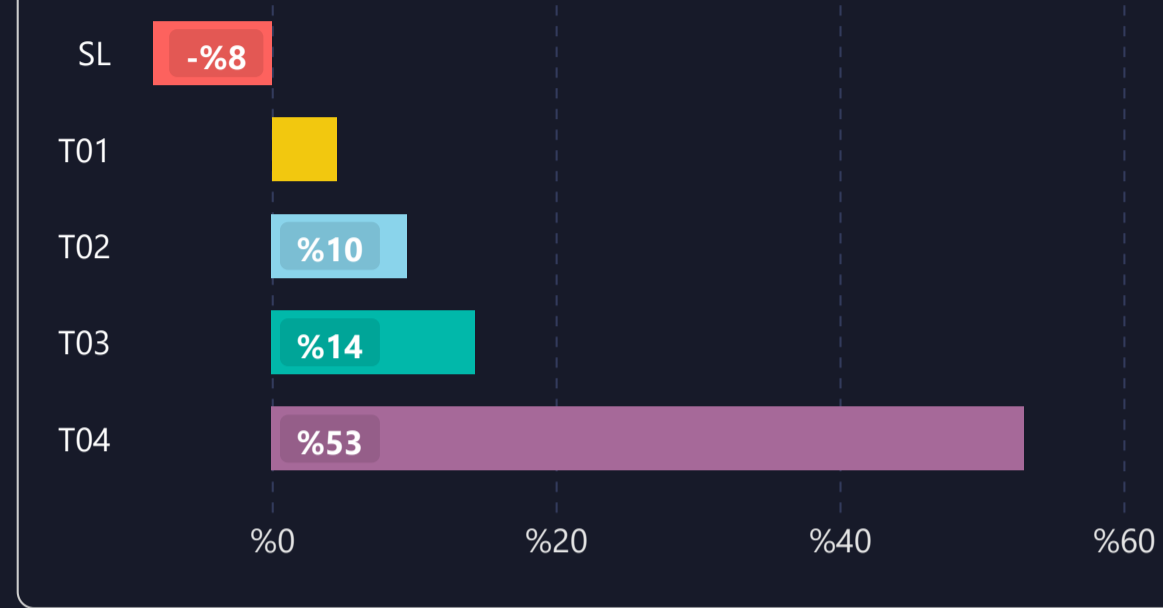


1) DETAILED STATS OF TARGETS (T1, T2, T3 etc.)


AVERAGE DAYS TO HIT TARGETS



AVERAGE PROFIT PER TARGET



INDIVIDUAL TARGETS STATUS



2) TARGET DURATION vs PROFIT/LOSS SCATTER CHART

Targets ● SL ● T01 ● T02 ● T03 ● T04

