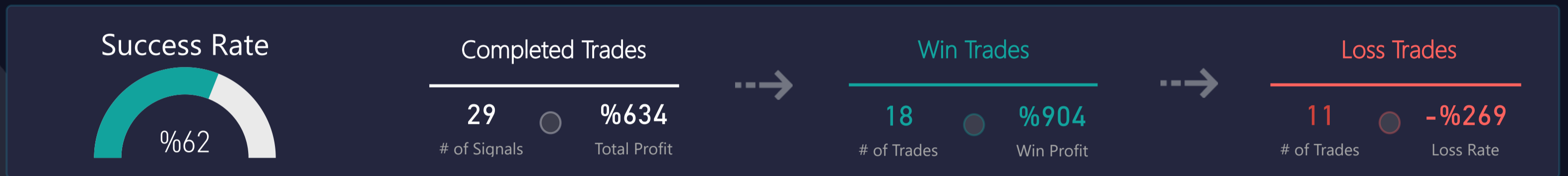


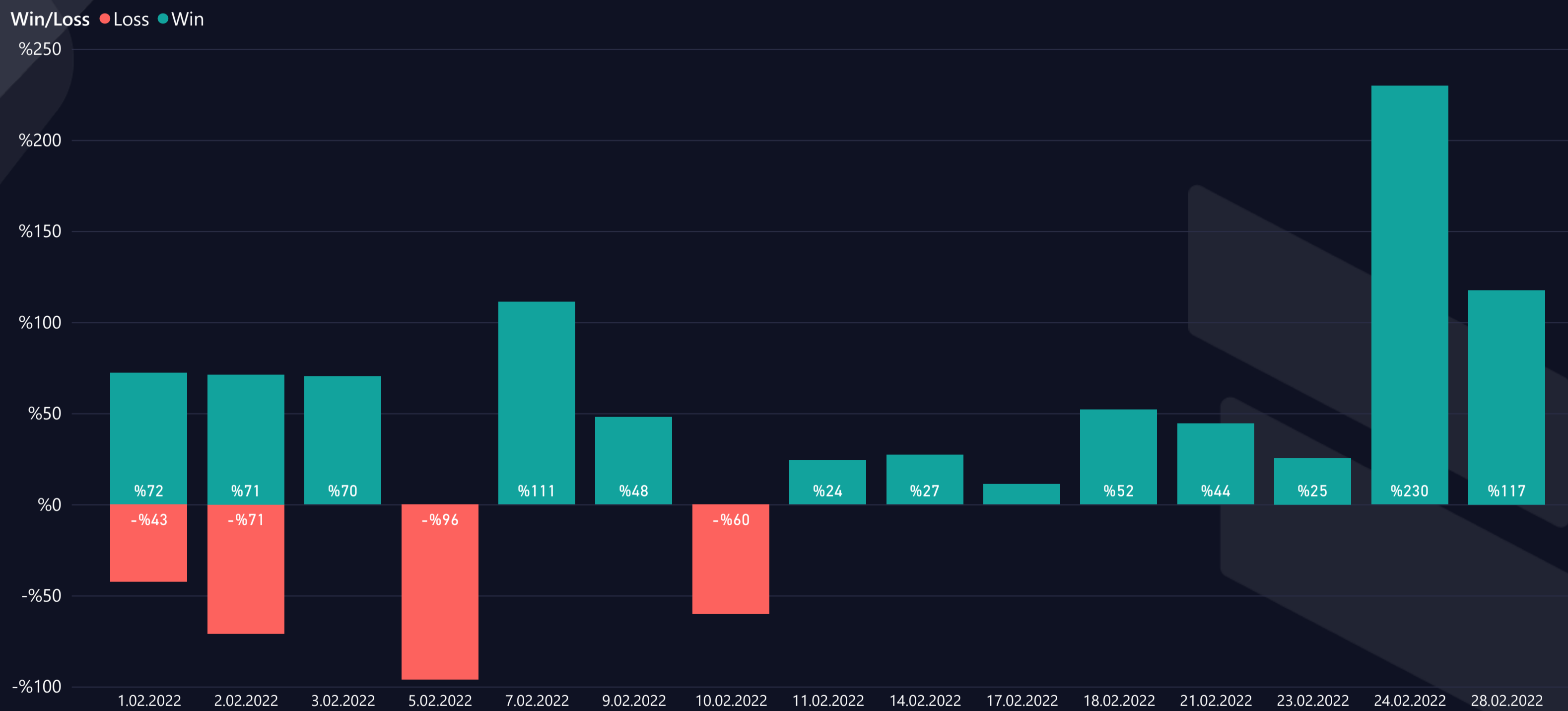


t.me/altsignals

ALTSIGNALS BINANCE FUTURES VIP REPORT 2022 FEBRUARY



WIN & LOSS CHART



TOP WIN & LOSS TRADES

Realization Date	Pair	Final Profit	Duration (hours)	Final Target
24.02.2022	DOT/USDT	%229,7	9,59	T04
7.02.2022	DOGE/USDT	%111,0	3,04	T04
3.02.2022	ATOM/USDT	%70,3	20,24	T03
1.02.2022	SUSHI/USDT	%55,6	1,94	T02
18.02.2022	ROSE/USDT	%52,0	1,70	T04

Realization Date	Pair	Total Loss	Duration (hours)
5.02.2022	BTC/USDT	-%96,0	8,15
10.02.2022	FIL/USDT	-%60,0	0,05
2.02.2022	AAVE/USDT	-%27,6	29,54
1.02.2022	XLM/USDT	-%18,2	0,51
2.02.2022	THETA/USDT	-%17,4	16,26

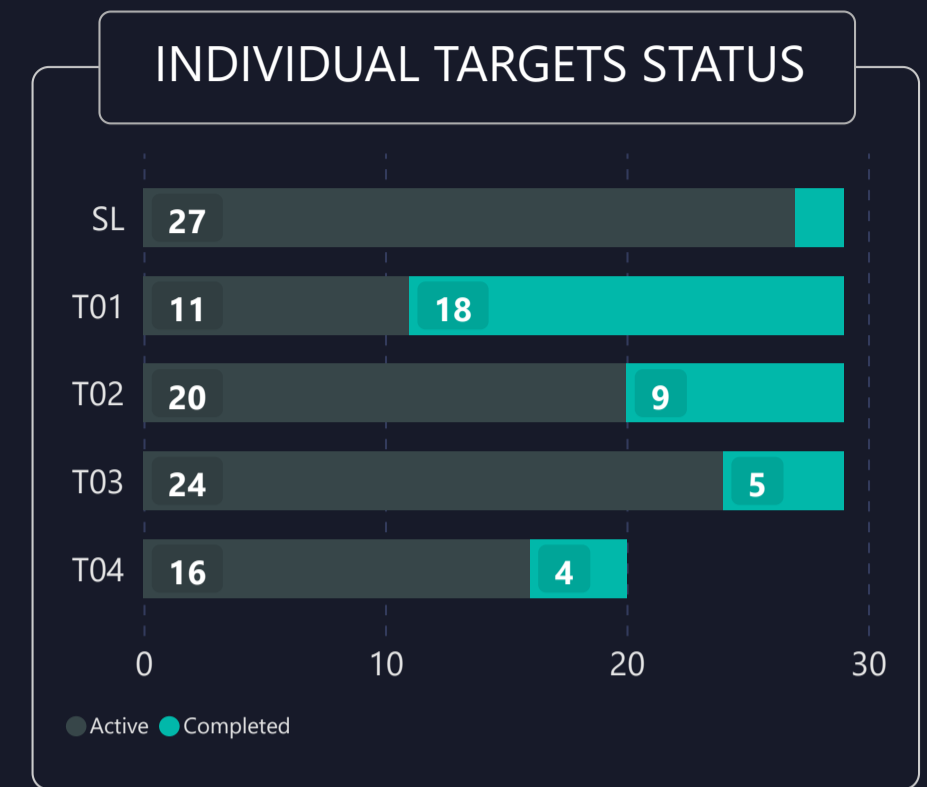
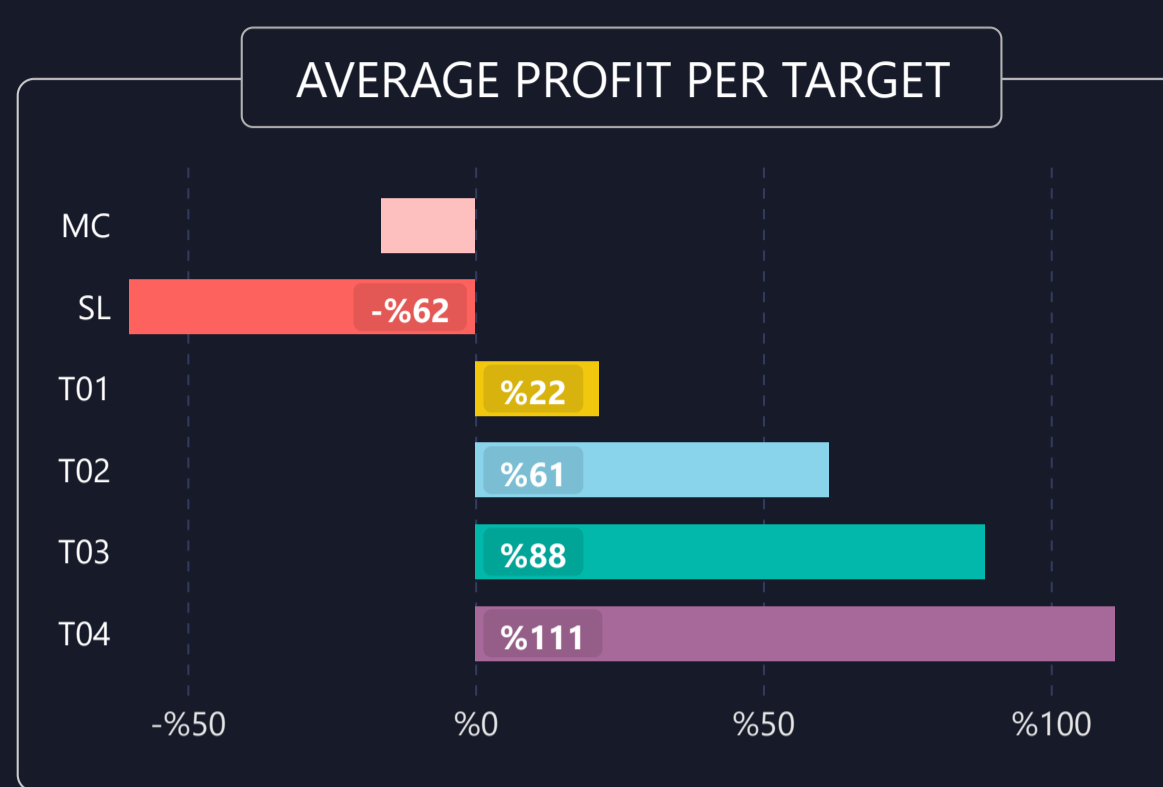
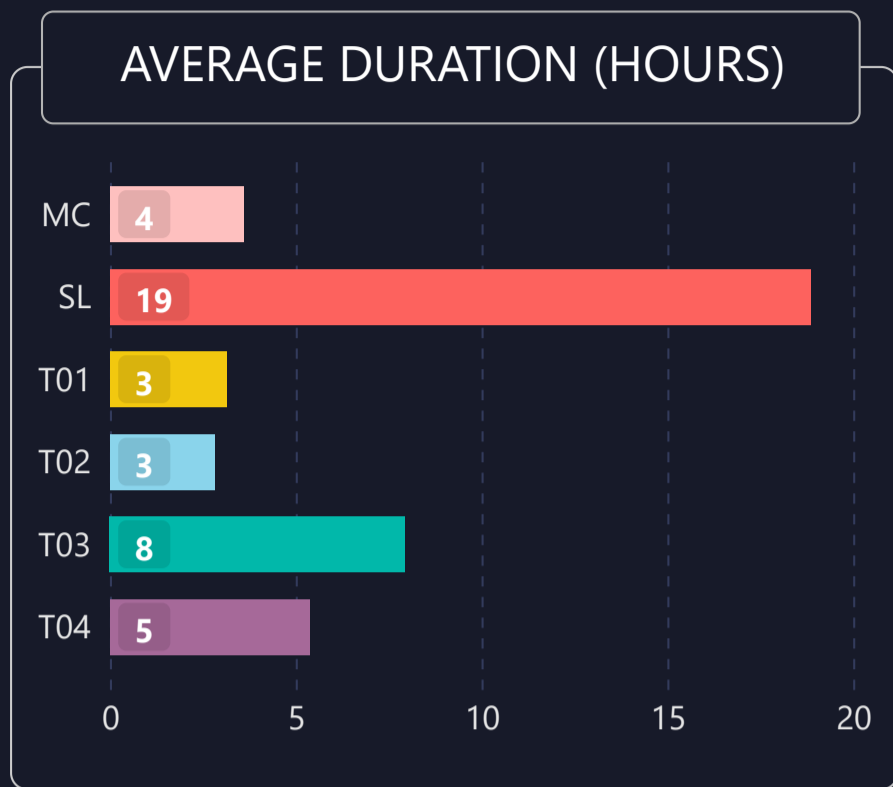


LIST OF ALL TRADES

Signal Date	Pair	Lev.	Buy Rate	Target 1	Target 2	Target 3	Target 4	Target 5	Stop Loss	Man. Close	Dur. (hours)	Final P/L
1.02.2022	XLM/USDT	20	0.2018	0.2000	0.1964	0.1896			0.20646	0.2037	0,51	-%18,2 ▼
1.02.2022	AAVE/USDT	5	164.8500	174.0300	188.9900	203.7100	0.0000		155.75000		29,54	-%27,6 ▼
1.02.2022	EOS/USDT	15	2.3250	2.2820	2.2050	2.1490			2.37400	2.3400	2,23	-%9,7 ▼
1.02.2022	THETA/USDT	15	2.9270	2.9900	3.1130	3.2400			2.85100	2.8930	16,26	-%17,4 ▼
1.02.2022	HNT/USDT	15	27.9360	28.2450	29.1970	30.9490	0.0000		27.35400		1,90	%16,6 ▲
1.02.2022	AR/USDT	10	39.4460	40.3330	41.2880	43.3350			38.11700	38.8700	0,75	-%14,6 ▼
1.02.2022	SUSHI/USDT	20	4.2830	4.3160	4.4020	4.5340	0.0000		4.21500		0,99	%55,6 ▲
2.02.2022	CHZ/USDT	10	0.1898	0.1918	0.1962	0.2015	0.0000		0.18387		3,65	%10,5 ▲
2.02.2022	ADA/USDT	10	1.0694	1.0556	1.0362	1.0071			1.10430	1.0800	4,23	-%9,9 ▼
2.02.2022	LTC/USDT	15	113.8800	112.3400	108.7300	104.2900			117.00000	114.4000	3,67	-%6,8 ▼
2.02.2022	ATOM/USDT	10	28.1800	27.6860	27.1000	26.2000	0.0000		29.22800		7,47	%70,3 ▲
2.02.2022	ATOM/USDT	10	28.7120	29.2280	29.8190	30.6190			27.91200	28.6546	0,01	-%2,0 ▼
2.02.2022	SUSHI/USDT	20	4.2400	4.1440	4.0820	3.9720	3.9120		4.43300		1,30	%45,3 ▲
2.02.2022	LUNA/USDT	10	51.8000	50.5570	49.2770	47.4950			53.63500	52.1740	4,63	-%7,2 ▼
2.02.2022	AVAX/USDT	10	73.1300	74.2600	76.2200	77.1800	0.0000		71.34000		1,68	%15,5 ▲
4.02.2022	BTC/USDT	20	39600.0000	38200.0000	35000.0000	30000.0000			41500.00000		8,15	-%96,0 ▼
7.02.2022	DOGE/USDT	20	0.1585	0.1600	0.1645	0.1657	0.1673		0.14777		1,93	%111,0 ▲
9.02.2022	UNI/USDT	20	12.3000	12.4230	12.5940	12.7190	13.1930		11.90400		1,85	%47,8 ▲
10.02.2022	FIL/USDT	20	24.4200	25.0500	25.3080	26.1660			23.39100	23.6874	0,05	-%60,0 ▼
11.02.2022	ROSE/USDT	20	0.3471	0.3513	0.3610	0.3617	0.3627		0.33156		0,20	%24,3 ▲
13.02.2022	AXS/USDT	20	57.4400	56.6600	54.2000	0.0000	0.0000		61.32000		8,25	%27,2 ▲
17.02.2022	ETH/USDT	10	3082.4400	3048.2600	3009.9800	2956.3000	0.0000		3185.71000		0,11	%11,1 ▲
18.02.2022	ROSE/USDT	10	0.2854	0.2797	0.2777	0.2734	0.2706		0.29825		0,93	%52,0 ▲
21.02.2022	BCH/USDT	20	302.7000	299.0000	296.0000	285.5100	280.2900		316.44000		1,16	%44,3 ▲
22.02.2022	GALA/USDT	20	0.2364	0.2334	0.2829	0.0000	0.0000		0.21028		28,09	%25,4 ▲
23.02.2022	DOT/USDT	20	16.1500	15.7740	14.6350	14.5750	14.2950		17.53000		8,10	%229,7 ▲
28.02.2022	ROSE/USDT	10	0.2257	0.2284	0.2333	0.2356	0.2374		0.21595		5,30	%52,0 ▲
28.02.2022	SFP/USDT	10	0.6512	0.6603	0.6786	0.6818	0.6916		0.62120		0,70	%42,1 ▲
28.02.2022	ETH/USDT	10	2756.0500	2820.6500	2881.1100	2897.6900	0.0000		2580.90000		0,95	%23,4 ▲



1) DETAILED STATS OF TARGETS (T1, T2, T3 etc.)



2) TARGET DURATION vs PROFIT/LOSS SCATTER CHART

Targets ● MC ● SL ● T01 ● T02 ● T03 ● T04

