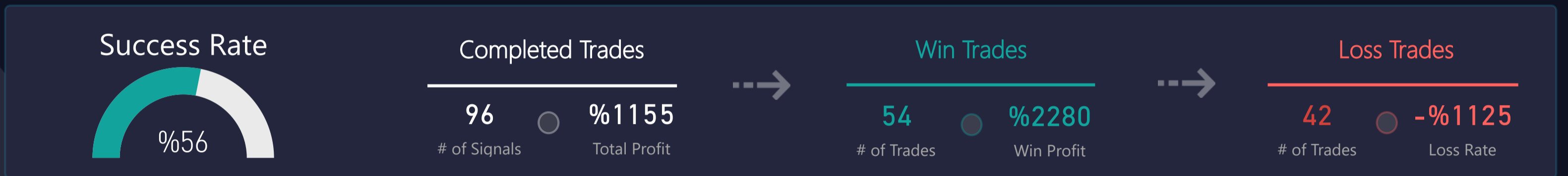




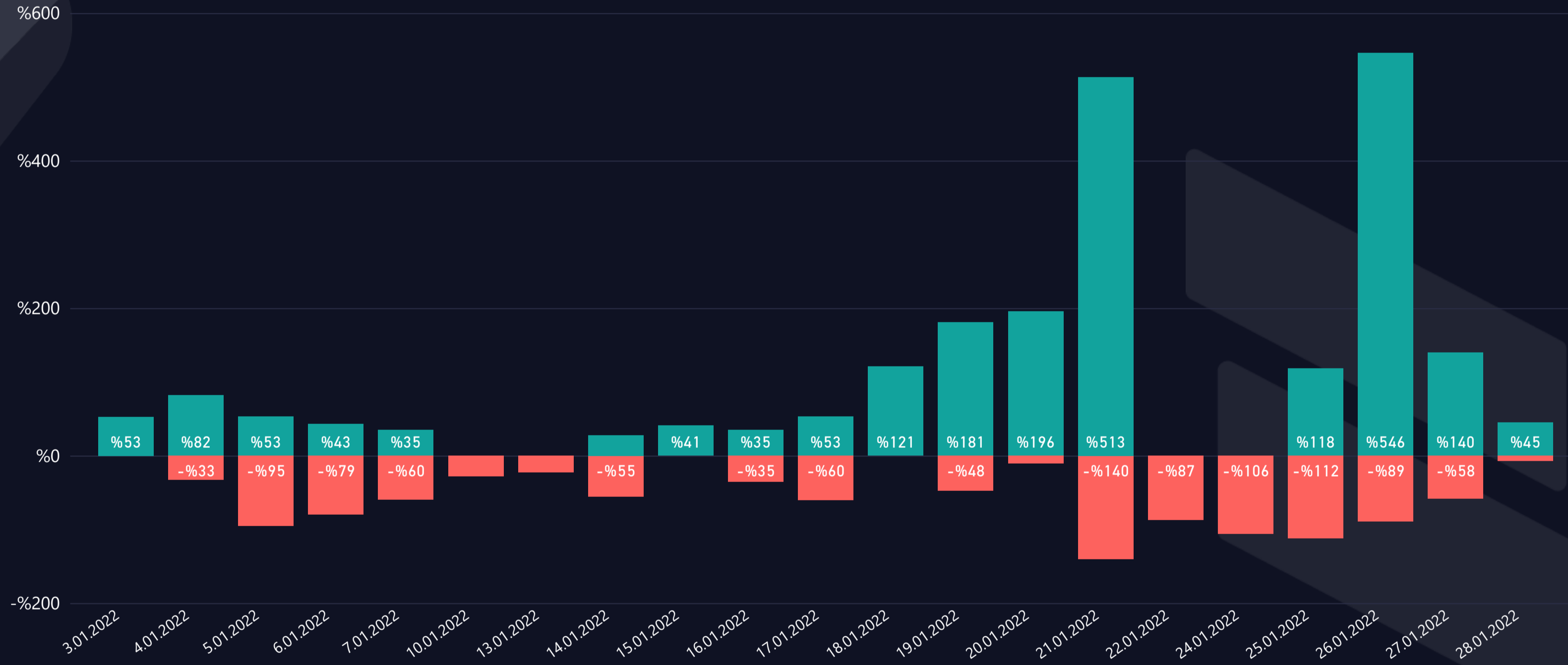
t.me/altsignals

ALTSIGNALS BINANCE FUTURES VIP REPORT 2022 JANUARY



WIN & LOSS CHART

Win/Loss ● Loss ● Win




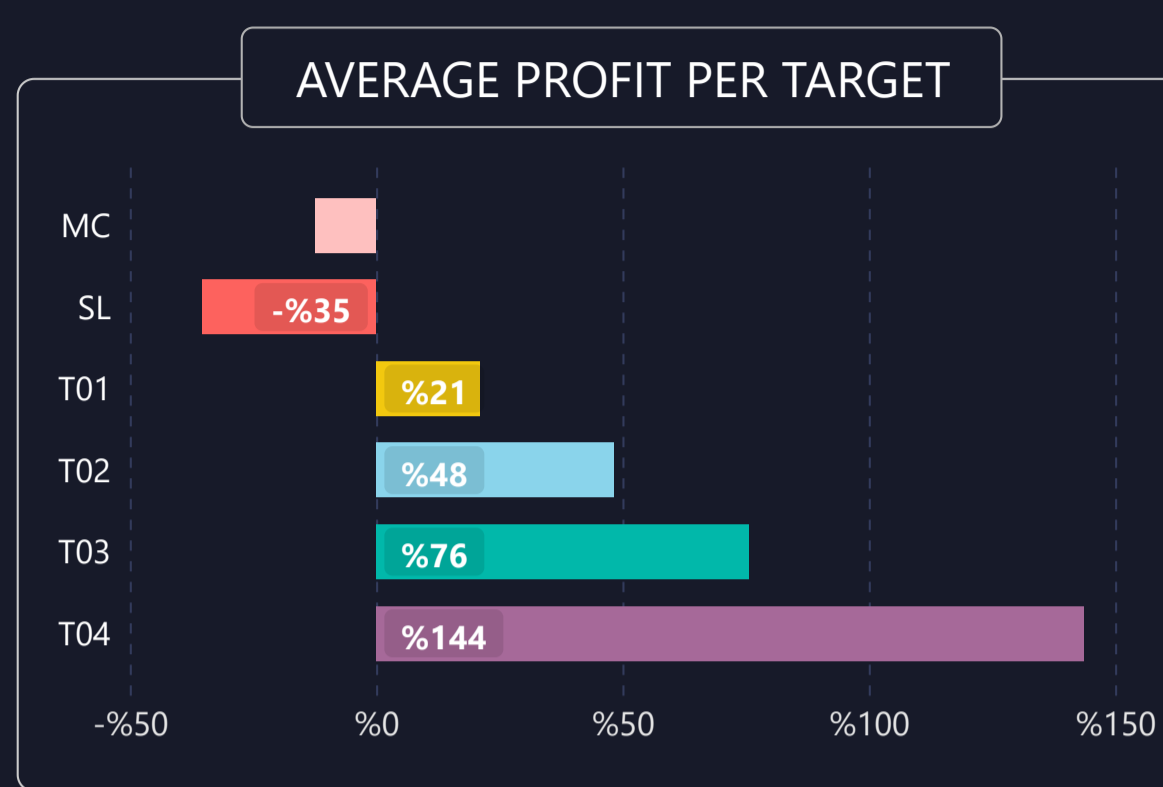
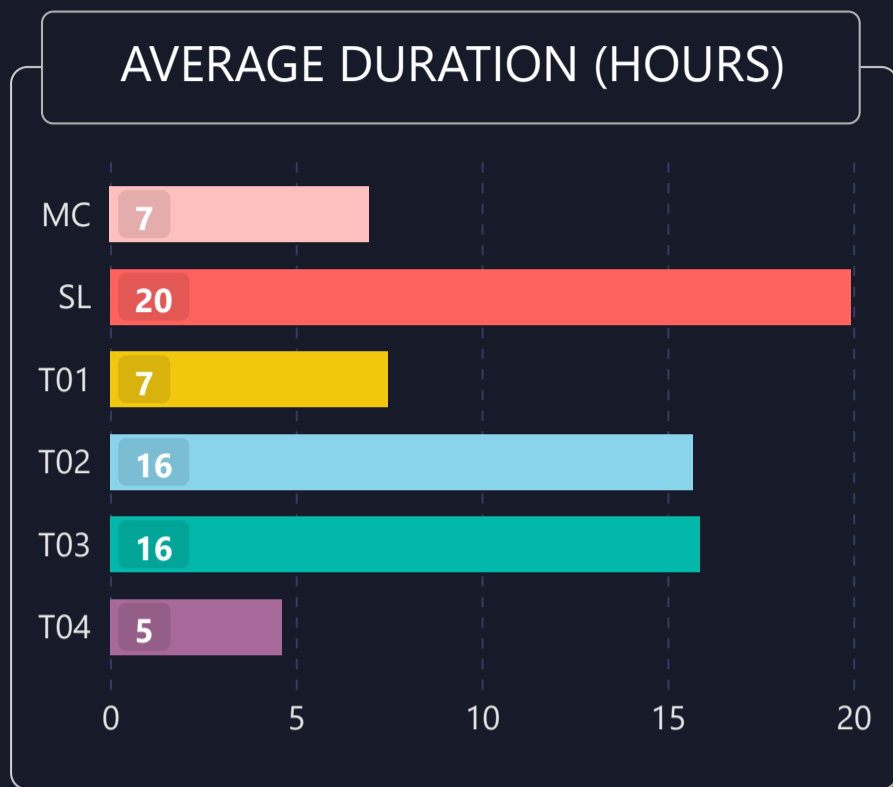
TOP WIN & LOSS TRADES

Realization Date	Pair	Final Profit	Duration (hours)	Final Target
21.01.2022	ANT/USDT	%143,6	4,61	T04
26.01.2022	ADA/USDT	%113,2	4,31	T03
21.01.2022	BNB/USDT	%107,2	3,92	T02
21.01.2022	CELR/USDT	%102,6	5,75	T03
26.01.2022	BAT/USDT	%96,2	24,35	T03

Realization Date	Pair	Total Loss	Duration (hours)
7.01.2022	LRC/USDT	-%59,8	4,36
21.01.2022	COTI/USDT	-%57,6	97,54
5.01.2022	ICP/USDT	-%54,2	2,41
22.01.2022	ADA/USDT	-%50,1	190,73
21.01.2022	LINA/USDT	-%48,8	34,62



1) DETAILED STATS OF TARGETS (T1, T2, T3 etc.)



2) TARGET DURATION vs PROFIT/LOSS SCATTER CHART

Targets ● MC ● SL ● T01 ● T02 ● T03 ● T04

