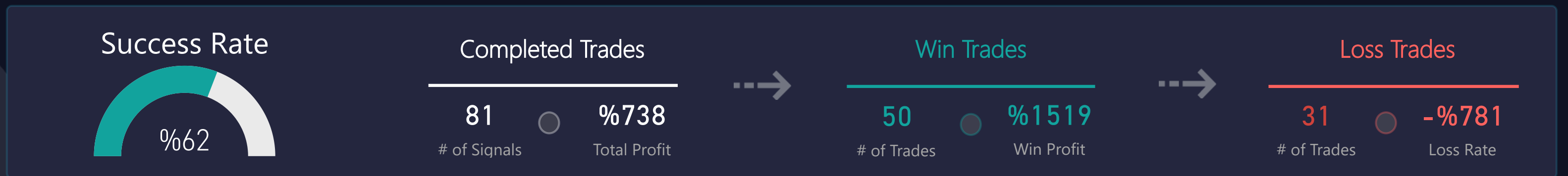




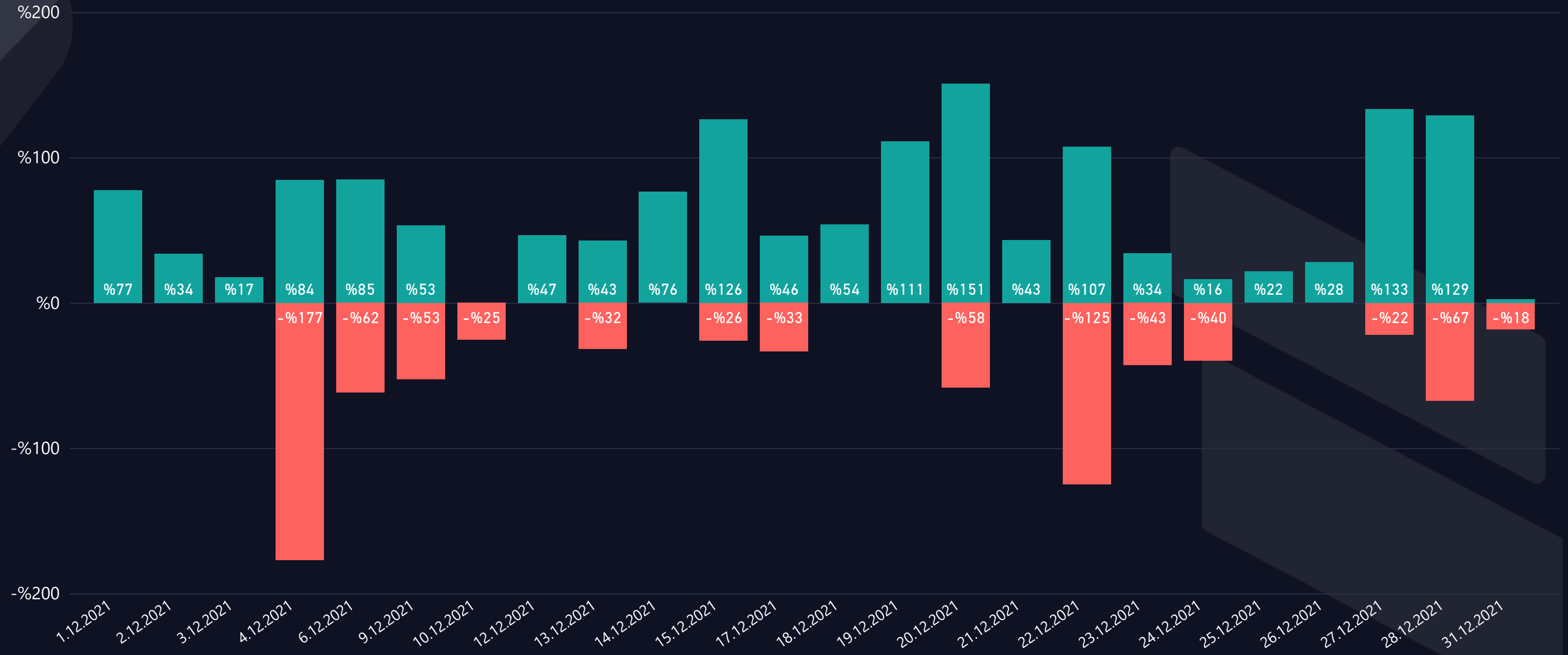
t.me/altsignals

ALTSIGNALS BINANCE FUTURES VIP REPORT 2021 DECEMBER



WIN & LOSS CHART

Win/Loss ● Loss ● Win



TOP WIN & LOSS TRADES

Realization Date	Pair	Final Profit	Duration (hours)	Final Target
19.12.2021	MANA/USDT	%111,1	76,66	T03
28.12.2021	ICP/USDT	%104,0	4,94	T03
6.12.2021	AVAX/USDT	%84,7	71,83	T04
4.12.2021	HOT/USDT	%84,5	536,02	T04
1.12.2021	BTC/USDT	%77,4	103,65	T03

Realization Date	Pair	Total Loss	Duration (hours)
4.12.2021	CHZ/USDT	-%68,6	107,56
6.12.2021	ATOM/USDT	-%61,9	62,59
4.12.2021	1INCH/USDT	-%59,6	38,41
4.12.2021	YFI/USDT	-%48,7	85,97
9.12.2021	LUNA/USDT	-%40,3	4,49



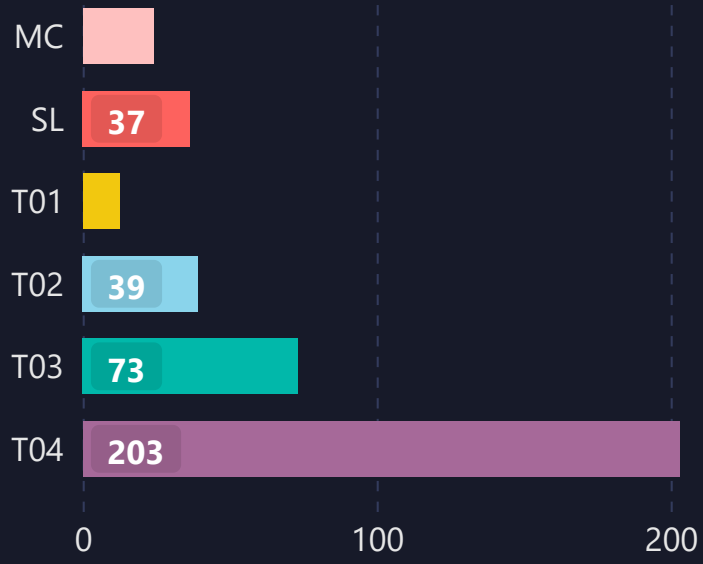
LIST OF ALL TRADES

Signal Date	Pair	Lev.	Buy Rate	Target 1	Target 2	Target 3	Target 4	Target 5	Stop Loss	Man. Close	Dur. (Hours)	Final P/L
11.11.2021	HOT/USDT	3	0.0139	0.0135	0.0125	0.0115	0.0100		0.01550		203,57	%84,5 ▲
27.11.2021	ADA/USDT	3	1.5100	1.6100	1.6800	2.0000	2.3000	3.0000	1.30000		82,03	%33,8 ▲
27.11.2021	BTC/USDT	10	54575.0000	56000.0000	58000.0000	58800.0000	59800.0000	70000.0000	50000.00000		60,19	%77,4 ▲
29.11.2021	CHZ/USDT	3	0.4927	0.5000	0.7000	0.9100	1.2000		0.38000		107,56	-%68,6 ▼
30.11.2021	YFI/USDT	3	28416.0000	34632.0000	43108.0000	57660.0000	75000.0000		23800.00000		85,97	-%48,7 ▼
2.12.2021	BAKE/USDT	3	1.7060	1.7600	1.8300	1.8900	2.0000		1.50000		20,06	%9,5 ▲
2.12.2021	1INCH/USDT	3	3.3449	3.9000	4.3000	4.7100	5.0000		2.68000		38,41	-%59,6 ▼
2.12.2021	ICP/USDT	3	40.3500	40.6500	41.4200	42.0000	45.0000		38.00000		18,95	%8,0 ▲
3.12.2021	AVAX/USDT	3	110.1000	103.0000	96.6570	87.0000	79.0000		129.00000		29,88	%84,7 ▲
3.12.2021	ATOM/USDT	3	29.6060	34.0000	38.5000	44.0000	59.0000		23.50000		62,59	-%61,9 ▼
5.12.2021	HOT/USDT	3	0.0091	0.0086	0.0080	0.0069			0.01150		187,56	%73,5 ▲
5.12.2021	ETH/USDT	3	4104.5000	4300.0000	4500.0000	5000.0000	6000.0000		3300.00000		59,49	%28,9 ▲
7.12.2021	1INCH/USDT	3	2.7280	2.8100	2.9500	3.4000	3.8000		2.28000		30,39	%24,4 ▲
8.12.2021	LTC/USDT	3	163.6700	170.0000	175.0000	185.0000	195.0000		157.00000		17,81	-%12,2 ▼
9.12.2021	LUNA/USDT	10	69.2920	71.5000	72.5000	75.7500	85.0000		66.50000		4,49	-%40,3 ▼
10.12.2021	MATIC/USDT	10	2.2575	2.3100	2.3600	2.4300	2.5400		2.20000		0,11	-%25,5 ▼
12.12.2021	GALA/USDT	3	0.5760	0.6050	0.6800	0.8000	0.8500		0.48692		0,82	%15,1 ▲
12.12.2021	XRP/USDT	3	0.8375	0.8050	0.7690	0.6734	0.5775		0.89000		41,87	%24,5 ▲
12.12.2021	ADA/USDT	3	1.3390	1.3769	1.4400	1.5800	1.8000		1.17000		0,70	%8,5 ▲
12.12.2021	ALICE/USDT	2	13.3150	14.4410	15.6240	18.0140	20.8060		10.52000	12.7700	21,63	-%8,2 ▼
12.12.2021	MANA/USDT	3	3.6130	3.8427	4.3000	5.0400	5.7700		3.03300	3.3289	18,57	-%23,6 ▼
12.12.2021	XTZ/USDT	3	4.4630	4.1930	3.7180	3.2440	2.4670		5.17200		22,39	%18,1 ▲
12.12.2021	BTC/USDT	8	49580.0000	50200.0000	51624.0000	54000.0000	55000.0000		48000.00000		16,57	%10,0 ▲
12.12.2021	SAND/USDT	3	5.0800	5.1800	5.3000	5.6600	6.0000		4.15000		0,85	%13,0 ▲
13.12.2021	ETH/USDT	3	3895.0000	3600.0000	3400.0000	3295.0000	2800.0000		4310.00000	4102.7204	244,90	-%16,0 ▼
14.12.2021	MTL/USDT	10	2.0330	2.0650	2.0850	2.1250	2.1880		1.96000		1,31	%76,2 ▲
14.12.2021	BTC/USDT	10	47686.0000	49093.0000	50600.0000	54088.0000	58801.0000		45341.00000	48114.0000	14,58	%9,0 ▲
15.12.2021	TLM/USDT	3	0.2212	0.2521	0.2787	0.3064	0.3300		0.19740		105,05	-%32,3 ▼
15.12.2021	XRP/USDT	3	0.8169	0.8552	0.8846	0.9821			0.75851	0.7948	17,78	-%8,1 ▼
15.12.2021	LINK/USDT	5	18.1200	19.0040	20.0000	22.6540	25.0000		16.93500	17.8482	17,91	-%7,5 ▼
15.12.2021	LINK/USDT	5	19.5300	21.4980	25.8990	32.1030	34.5540		16.89700	19.1394	108,02	-%10,0 ▼
15.12.2021	DOT/USDT	10	25.8800	25.4000	25.0860	24.5050	23.0000		26.70000		2,50	%30,7 ▲
15.12.2021	DOT/USDT	10	26.1900	26.6770	26.9610	27.4590	28.0000		24.88200	25.9200	13,93	-%10,3 ▼
15.12.2021	MANA/USDT	10	3.1500	3.2200	3.3000	3.5000			2.90000		25,83	%111,1 ▲
15.12.2021	EOS/USDT	10	3.4200	3.3440	3.3180	3.2340	3.0430		3.51800		1,90	%54,4 ▲
15.12.2021	BTC/USDT	10	48120.0000	47418.0000	47141.0000	46571.0000			48900.00000		3,27	%32,2 ▲
15.12.2021	BTC/USDT	5	48535.0000	52000.0000	55800.0000	61222.0000			45300.00000		42,61	-%33,3 ▼
17.12.2021	LTC/USDT	8	143.8500	140.0000	130.0000	120.0000			150.97000	141.5124	0,66	%13,0 ▲
17.12.2021	LTC/USDT	20	144.7000	143.0000	141.4000	135.0000			147.39000		1,99	%23,5 ▲
17.12.2021	EGLD/USDT	10	257.3000	253.8400	243.8300	240.7900			266.00000		0,56	%13,4 ▲
17.12.2021	OMG/USDT	10	5.9700	5.8530	5.5880	5.2900			6.20900		0,59	%19,6 ▲
18.12.2021	AVAX/USDT	20	112.0000	113.7100	116.1170	120.0000			108.74200		0,42	%30,5 ▲
20.12.2021	FLM/USDT	3	0.3250	0.3054	0.2682	0.2281			0.36230		39,54	-%34,4 ▼
20.12.2021	GALA/USDT	20	0.4246	0.4211	0.4182	0.4148			0.42925		1,05	%45,8 ▲
20.12.2021	FTM/USDT	15	1.3490	1.3648	1.3730	1.3915			1.33280	1.3346	1,04	-%16,0 ▼
20.12.2021	OMG/USDT	20	5.6850	5.6520	5.5960	5.5000			5.74700		1,11	%31,3 ▲
21.12.2021	GALA/USDT	10	0.4408	0.4347	0.4275	0.4188			0.45521		4,22	%30,1 ▲
21.12.2021	ADA/USDT	10	1.2728	1.2843	1.2933	1.3087	1.3262		1.24880	1.2893	0,24	%13,0 ▲
21.12.2021	AVAX/USDT	10	117.5300	115.2760	112.6640	107.7360	101.3340		122.00000		8,85	-%38,0 ▼
21.12.2021	ETH/USDT	10	3967.0000	3910.0000	3848.0000	3797.0000			4078.00000	4024.7200	19,80	-%14,6 ▼
21.12.2021	BTC/USDT	20	48630.0000	47909.0000	47237.0000	46426.0000			49549.00000		13,29	-%37,8 ▼
22.12.2021	BAT/USDT	10	1.1532	1.1754	1.1871	1.2094			1.12920		0,79	%19,3 ▲
22.12.2021	ALICE/USDT	15	12.6600	12.5270	12.3340	12.0880			13.03500		1,20	%15,8 ▲
22.12.2021	DOT/USDT	20	25.4500	25.3020	25.0460	24.6610	24.2760		25.88000	25.1955	0,13	%20,0 ▲
22.12.2021	EOS/USDT	10	3.3620	3.3180	3.2180	3.1620			3.41700		5,16	%13,1 ▲
22.12.2021	AXS/USDT	15	98.5200	97.1300	95.9400	94.2600			99.51000		10,94	%39,3 ▲
23.12.2021	RSR/USDT	10	0.0316	0.0323	0.0330	0.0348			0.02940		1,23	%22,7 ▲
23.12.2021	DOGE/USDT	10	0.1717	0.1692	0.1613	0.1514			0.18279	0.1746	13,06	-%17,0 ▼
23.12.2021	XRP/USDT	10	0.9570	0.9463	0.9219	0.8989			0.98480		0,94	%11,2 ▲
23.12.2021	SXP/USDT	10	1.5560	1.5027	1.4284	1.3611			1.62710	1.5716	8,46	-%10,0 ▼
23.12.2021	LINK/USDT	3	21.6800	22.4600	23.4000	27.8860	30.0000		19.00000		77,74	%23,8 ▲
23.12.2021	DOT/USDT	3	28.9000	31.0000	32.3000	37.0000			25.00000		81,12	%35,3 ▲
24.12.2021	ETC/USDT	3	37.3450	38.4800	49.5500	56.5140	64.0000		32.37600		39,64	%9,1 ▲
24.12.2021	CRV/USDT	10	5.1700	5.0860	4.7080	4.2720	3.9610		5.50000		5,33	%16,2 ▲
24.12.2021	CRV/USDT	10	5.2900	5.0860	4.7080	4.2720	3.9610		5.50000		2,57	-%39,7 ▼
25.12.2021	FTM/USDT	5	2.0508	2.0000	1.9600	1.8000	1.8400		2.14000		3,32	%12,4 ▲
26.12.2021	TLM/USDT	10	0.2325	0.2358	0.2435	0.2552	0.2600		0.22220		11,71	%14,2 ▲
26.12.2021	KEEP/USDT	10	0.7060	0.7150	0.7260	0.8200	0.8600		0.67200		16,28	%28,3 ▲
26.12.2021	LRC/USDT	10	2.3525	2.4000	2.5000	2.7000			2.19000		13,87	%20,2 ▲
26.12.2021	AAVE/USDT	5	263.7000	256.5000	224.9900	203.7100			284.00000		12,40	%13,7 ▲
27.12.2021	EOS/USDT	15	3.4530	3.4200	3.3630	3.3180			3.53900	3.4599	0,63	-%3,0 ▼
27.12.2021	ENS/USDT	3	47.0200	49.5370	54.9160	60.7170			42.68100		11,63	-%27,7 ▼
27.12.2021	CRV/USDT	10	5.6110	5.7040	5.8670	6.0850			5.41000	5.5549	4,35	-%10,0 ▼
27.12.2021	BTC/USDT	10	50720.0000	49101.0000	46282.0000	44544.0000	41611.0000		52434.00000	51176.4800	2,35	-%9,0 ▼
27.12.2021	BTC/USDT	20	51200.0000	51856.0000	52808.0000	53622.0000			50398.00000		4,32	%25,6 ▲
28.12.2021	ATOM/USDT	10	27.7000	28.9050	30.0000	31.6820			25.95700	28.3925	5,36	%25,0 ▲

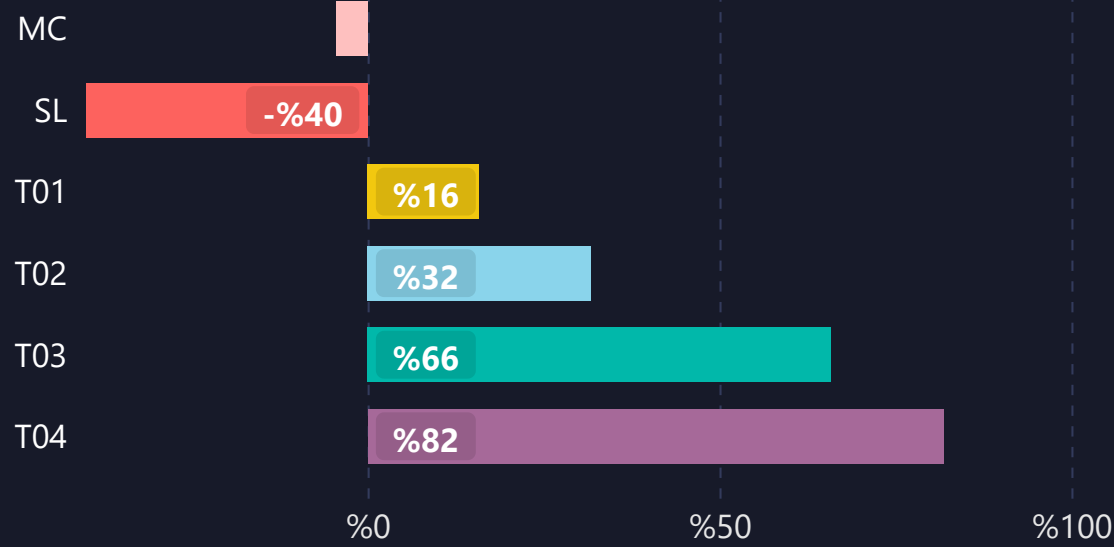


1) DETAILED STATS OF TARGETS (T1, T2, T3 etc.)

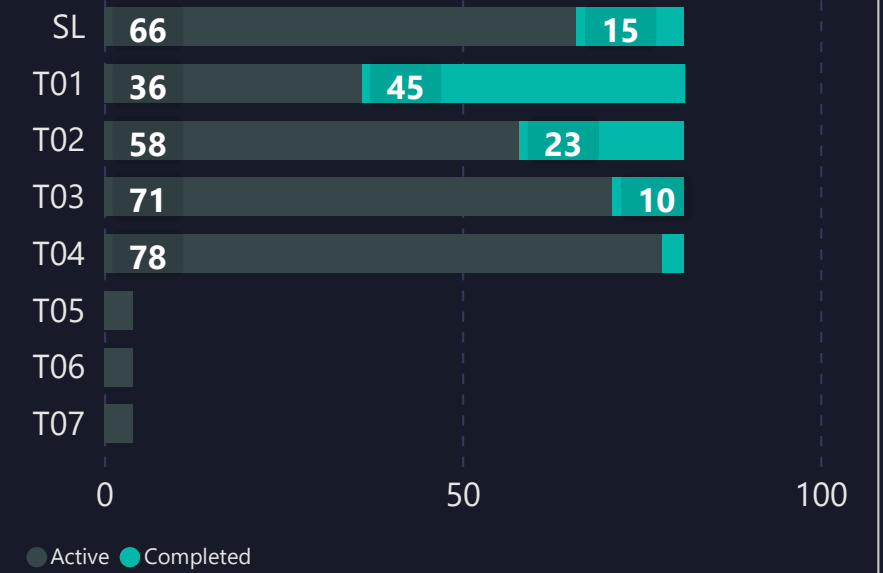
AVERAGE HOURS TO HIT TARGETS



AVERAGE PROFIT PER TARGET



INDIVIDUAL TARGETS STATUS



2) TARGET DURATION vs PROFIT/LOSS SCATTER CHART

Targets ● MC ● SL ● T01 ● T02 ● T03 ● T04

