
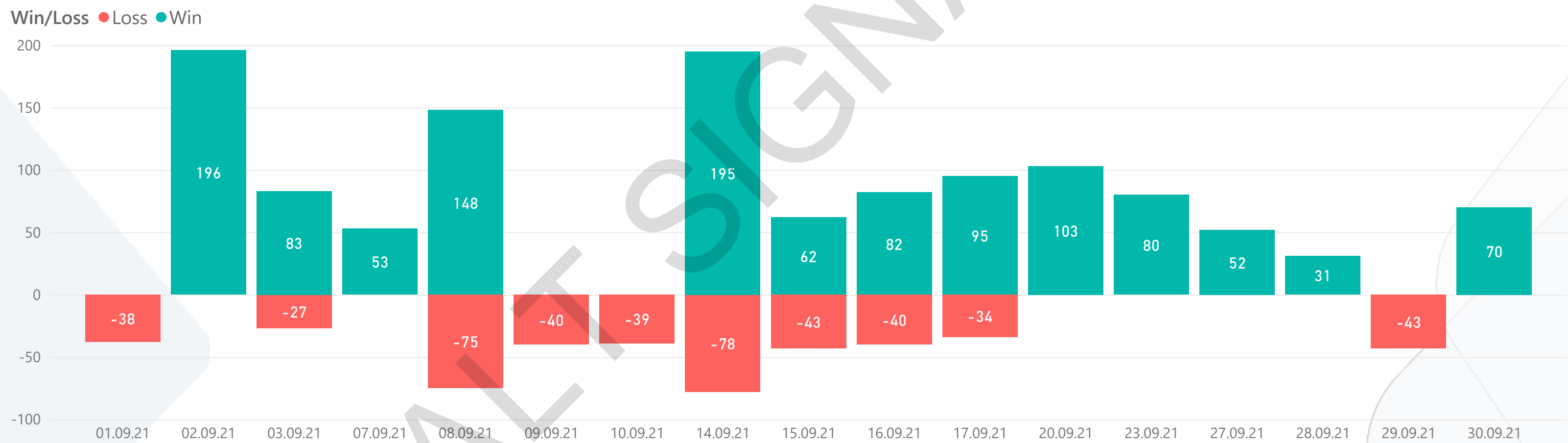


ALTFX REPORT 2021 SEPTEMBER

~TOTAL PIPS~
793



1) WIN & LOSS CHART



2) TOP WIN & LOSS TRADES

Date	Pair	Buy Rate	Sell Rate	+ Pips	Dur. (hours)
8.09.2021	EUR/CAD	1.4884	1.50320	148	125,7
20.09.2021	GBP/USD	1.3828	1.37	103	120,3
2.09.2021	NZD/USD	0.6996	0.71	99	76,6
14.09.2021	AUD/JPY	81.530	80.55000	98	174,5
2.09.2021	AUD/USD	0.7298	0.74	97	74,6

Date	Pair	Buy Rate	Sell Rate	- Pips	Dur. (hours)
14.09.2021	GBP/NZD	1.9454	1.94100	-44	17,9
29.09.2021	NZD/CAD	0.8823	0.87800	-43	30,5
15.09.2021	EUR/JPY	129.980	129.55000	-43	144,7
9.09.2021	EUR/NZD	1.6621	1.65810	-40	4,1
16.09.2021	GBP/AUD	1.8890	1.89300	-40	5,6

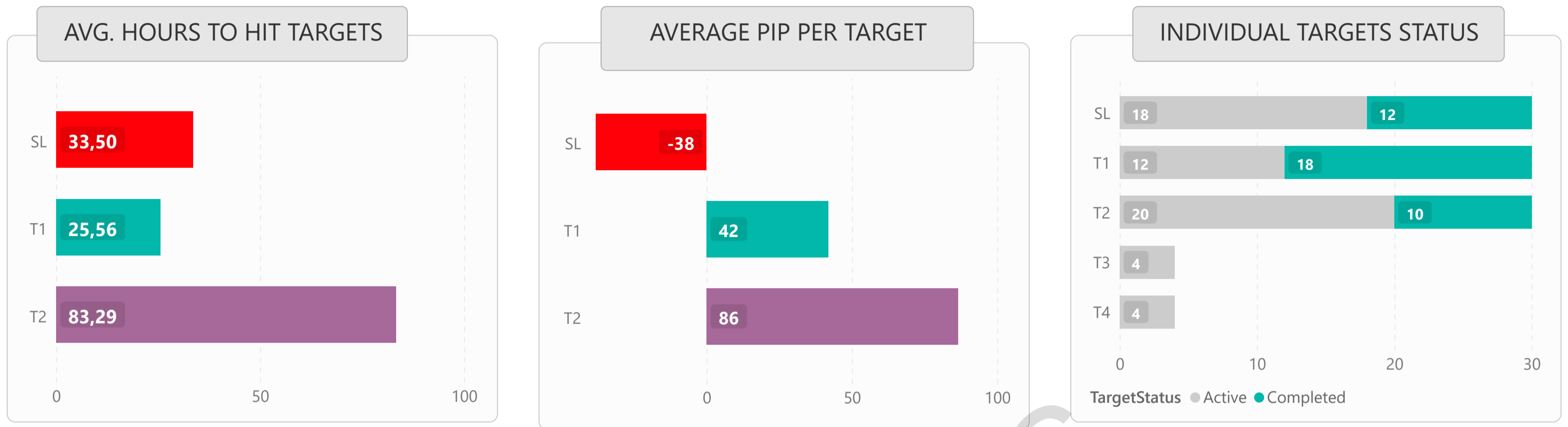


LIST OF ALL TRADES

Signal Date	Pair	Long/Short	Buy Rate	T1 Rate	T2 Rate	T3 Rate	Stoploss Rate	Pips	Dur. (Hours)
30.08.2021	NZD/USD	Long	0.6996	0.7040	0.7095		0.6953	99	76,6
30.08.2021	AUD/USD	Long	0.7298	0.7340	0.7395		0.7255	97	74,6
31.08.2021	GBP/JPY	Short	151.170	150.650	149.670		151.550	-38	15,8
1.09.2021	GBP/NZD	Long	1.9510	1.9558	1.9603		1.9483	-27	48,5
2.09.2021	EUR/JPY	Long	130.290	130.700	131.250		129.900	41	26,1
2.09.2021	AUD/USD	Long	0.7403	0.7445	0.7500		0.7360	42	24,2
3.09.2021	EUR/CAD	Long	1.4884	1.4933	1.5032		1.4844	148	125,7
6.09.2021	GBP/JPY	Short	152.110	151.580	150.840		152.500	53	25,5
6.09.2021	CAD/CHF	Short	0.7303	0.7260	0.7241		0.7345	62	213,8
7.09.2021	AUD/JPY	Short	81.530	81.100	80.550		81.950	98	174,5
7.09.2021	GBP/USD	Long	1.3779	1.3805	1.3875		1.3742	-37	25,8
8.09.2021	USD/CAD	Short	1.2672	1.2630	1.2575		1.2710	-38	6,0
8.09.2021	AUD/NZD	Long	1.0379	1.0420	1.0475		1.0340	-39	49,7
9.09.2021	EUR/JPY	Long	129.980	130.400	130.950		129.550	-43	144,7
9.09.2021	EUR/NZD	Long	1.6621	1.6680	1.6733		1.6581	-40	4,1
13.09.2021	GBP/JPY	Long	152.040	152.470	153.080		151.670	43	25,6
13.09.2021	USD/JPY	Long	109.990	110.400	110.950		109.650	-34	25,9
13.09.2021	GBP/NZD	Long	1.9454	1.9495	1.9550		1.9410	-44	17,9
14.09.2021	GBP/AUD	Short	1.8919	1.8865	1.8770		1.8960	54	1,7
14.09.2021	NZD/CAD	Short	0.8996	0.8955	0.8900		0.9040	41	51,2
15.09.2021	GBP/USD	Short	1.3828	1.3789	1.3725		1.3870	103	120,3
15.09.2021	AUD/CAD	Short	0.9291	0.9250	0.9200		0.9330	41	20,3
16.09.2021	GBP/AUD	Short	1.8890	1.8843	1.8752		1.8930	-40	5,6
16.09.2021	EUR/CHF	Short	1.0894	1.0851	1.0760		1.0928	-34	27,5
17.09.2021	USD/CAD	Long	1.2655	1.2695	1.2750		1.2610	95	5,7
22.09.2021	GBP/CHF	Long	1.2570	1.2600	1.2650	1.2700	1.2500	80	26,3
27.09.2021	EUR/CAD	Long	1.4775	1.4800	1.4827	1.4900	1.4720	52	9,6
28.09.2021	NZD/CAD	Long	0.8823	0.8850	0.8900	0.8950	0.8780	-43	30,5
28.09.2021	USD/JPY	Short	111.550	111.400	111.240	110.800	111.900	31	5,7
29.09.2021	GBP/AUD	Long	1.8647	1.8717	1.8820		1.8580	70	25,1



1) DETAILED STATS OF TARGETS (T1, T2, T3 etc.)



2) TARGET DURATION vs PROFIT/LOSS SCATTER CHART

