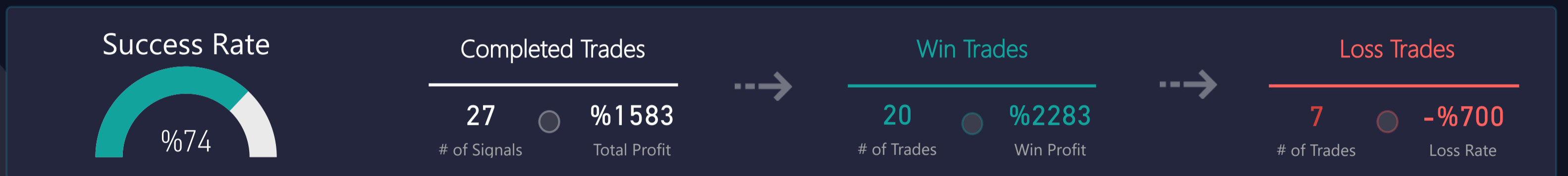




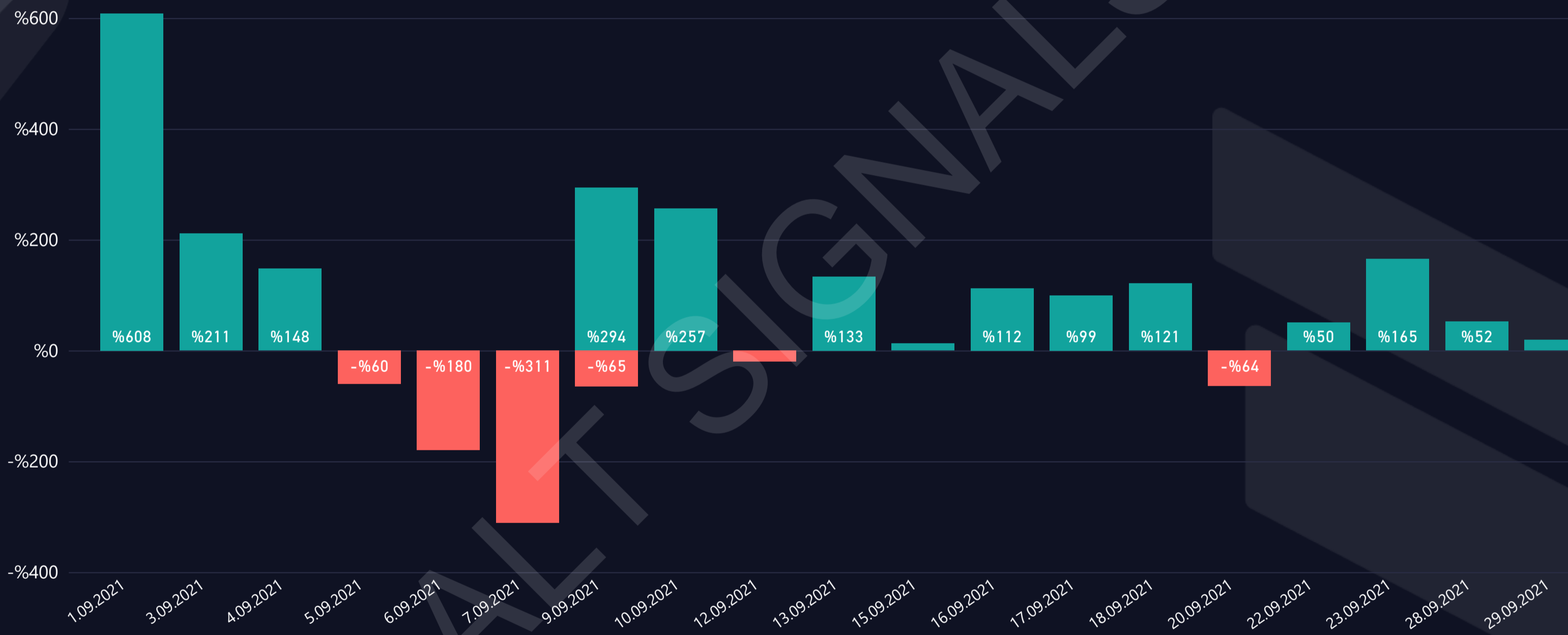
t.me/altsignals

ALTSIGNALS BINANCE FUTURES VIP REPORT 2021 SEPTEMBER



WIN & LOSS CHART

Win/Loss ● Loss ● Win



TOP WIN & LOSS TRADES

Realization Date	Pair	Final Profit	Duration (hours)	Final Target
1.09.2021	FTM/USDT	%608,3	8,87	T03
10.09.2021	LTC/USDT	%223,1	25,62	T04
3.09.2021	FTM/USDT	%211,2	0,22	T02
4.09.2021	ETH/USDT	%147,8	6,37	T01
9.09.2021	LINK/USDT	%138,1	0,58	T01

Realization Date	Pair	Total Loss	Duration (hours)
7.09.2021	BTC/USDT	-%310,9	0,47
6.09.2021	FTM/USDT	-%180,0	0,97
9.09.2021	ALICE/USDT	-%65,2	0,26
5.09.2021	BTC/USDT	-%60,0	24,28
20.09.2021	BTC/USDT	-%45,6	2,58



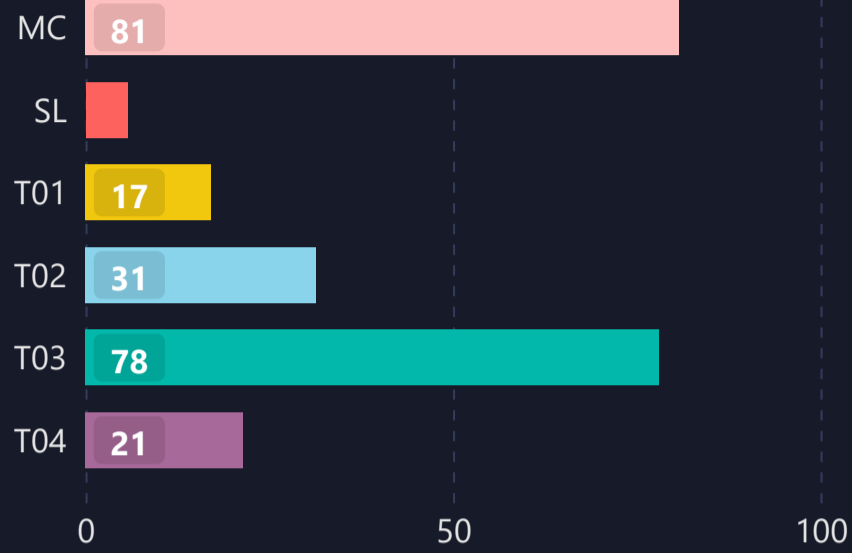
LIST OF ALL TRADES

Signal Date	Pair	Leverage	Buy Rate	Target 1	Target 2	Target 3	Target 4	Target 5	Stop Loss	Man. Close	Dur. (Hours)	Final P/L
31.08.2021	FTM/USDT	50	0.7890	0.7741	0.7556	0.6930			0.83338		3,51	%608,3 ▲
3.09.2021	FTM/USDT	50	0.8900	0.9124	0.9276	0.9446			0.84538		0,12	%211,2 ▲
4.09.2021	ETH/USDT	100	3915.0000	3857.1200	3692.8200	3567.6400			4134.86000		6,37	%147,8 ▲
4.09.2021	BTC/USDT	125	49940.0000	48980.5300	48433.0000	47090.0000			50179.71200		24,28	-%60,0 ▼
6.09.2021	FTM/USDT	50	1.2490	1.2030	1.1821	1.1587			1.29396		0,97	-%180,0 ▼
7.09.2021	BTC/USDT	125	50250.0000	51200.0000	51800.0000	52800.0000			49000.00000		0,47	-%310,9 ▼
9.09.2021	TLM/USDT	10	0.2270	0.2264	0.2192	0.2000			0.23700		1,97	%34,4 ▲
9.09.2021	MATIC/USDT	50	1.3180	1.3500	1.3900	1.4200			1.29000		0,31	%121,4 ▲
9.09.2021	ALICE/USDT	20	14.1150	14.3320	14.6400	14.9000	15.3000		13.65500		0,26	-%65,2 ▼
9.09.2021	LTC/USDT	25	188.0300	186.0200	181.6900	176.2000	171.2500		193.78000		14,06	%223,1 ▲
9.09.2021	LINK/USDT	50	27.1500	27.9000	28.4540	28.8140	29.1460		25.91000		0,58	%138,1 ▲
10.09.2021	DOGE/USDT	10	0.2320	0.2400	0.2453	0.2550	0.3900		0.22000		119,11	%99,2 ▲
10.09.2021	XRP/USDT	10	0.9810	1.0200	1.1400	1.2400			0.94000	0.9633	235,13	-%18,0 ▼
10.09.2021	BTC/USDT	25	44800.0000	45400.0000	45800.0000	46500.0000	47200.0000	47800.0000	43100.00000		4,74	%33,5 ▲
11.09.2021	WAVES/USDT	10	30.9000	31.5710	32.0750	33.1940	35.5720		29.89300	30.2820	3,88	-%20,0 ▼
11.09.2021	BTC/USDT	25	44160.0000	45400.0000	45800.0000	46500.0000	47200.0000	47800.0000	43100.00000		22,53	%132,5 ▲
12.09.2021	LUNA/USDT	10	39.6000	41.8510	43.4810	45.4370	48.0900		37.50000	39.6400	3,40	%1,0 ▲
14.09.2021	SOL/USDT	5	120.5000	131.0000	141.0000	148.5000			94.00000		195,59	%116,2 ▲
15.09.2021	DOT/USDT	10	36.6400	37.1000	37.8440	39.5000			35.47000		1,74	%12,6 ▲
15.09.2021	AXS/USDT	10	69.0000	67.9400	67.3200	66.4100	64.6800		70.80000		4,02	%24,3 ▲
16.09.2021	HBAR/USDT	20	0.5310	0.5449	0.5544				0.49590		0,06	%88,0 ▲
18.09.2021	XTZ/USDT	10	5.9780	6.0410	6.1000	6.4310	6.7000		5.69000		8,21	%120,8 ▲
20.09.2021	BTC/USDT	25	43610.5000	44500.0000	45200.0000	46500.0000	48500.0000		42815.00000		2,58	-%45,6 ▼
22.09.2021	VET/USDT	5	0.0890	0.0920	0.0977	0.1400			0.07000		16,82	%48,9 ▲
22.09.2021	ETH/USDT	5	2730.0000	2920.0000	3005.0000	3600.0000			2400.00000		15,40	%50,4 ▲
27.09.2021	ETH/USDT	10	3060.0000	2995.0000	2900.0000	2400.0000			3165.00000		11,10	%52,3 ▲
28.09.2021	MATIC/USDT	3	1.0436	1.1100	1.2200	1.4000			0.94000		18,82	%19,1 ▲

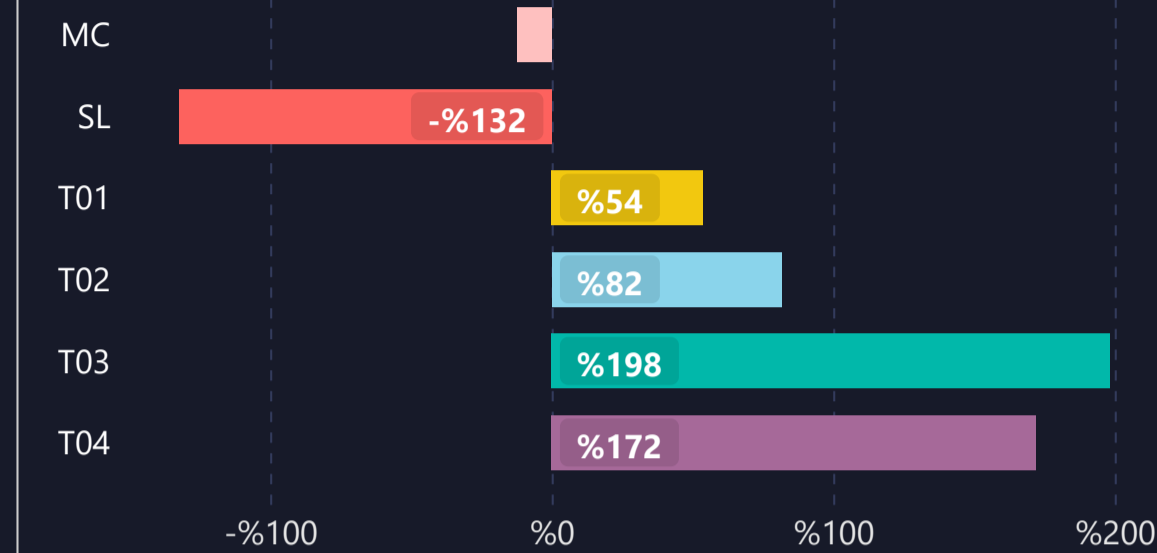


1) DETAILED STATS OF TARGETS (T1, T2, T3 etc.)

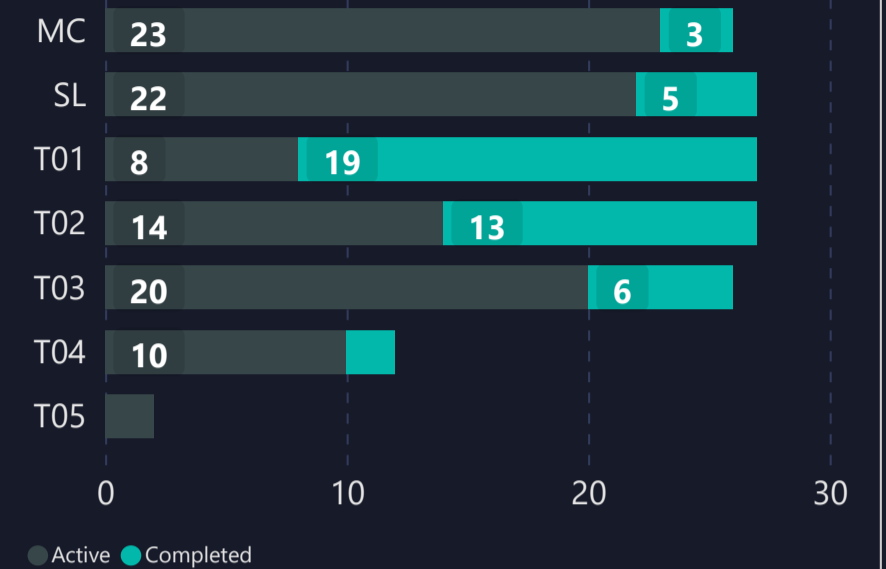
AVERAGE HOURS TO HIT TARGETS



AVERAGE PROFIT PER TARGET



INDIVIDUAL TARGETS STATUS



2) TARGET DURATION vs PROFIT/LOSS SCATTER CHART

Targets ● MC ● SL ● T01 ● T02 ● T03 ● T04

